


# SolidMatrix® 0603 Slow Blow Surface Mount Fuses



## Features:

- High inrush current withstanding capability
- Ceramic Monolithic structure
- Silver fusing element and silver termination with nickel and tin plating
- RoHS compliant materials
- Standard EIA0603 / EIAJ1608 size
- Symmetrical design with marking on both sides (optional)
- Operating temperature: -55°C to +125°C (with de-rating)



## Clearing Time Characteristics:

% of Current Rating	Clearing time at 25°C	
	Min.	Max.
100 %	4 hours min.	
200 %	1 second min.	120 seconds max.
300 %	0.1 seconds min.	3 seconds max.
800 % (1 A - 1.5 A)	0.0005 seconds min.	0.05 seconds max.
800 % (2 A - 8 A)	0.001 seconds min.	0.05 seconds max.

**Agency Approval:** Recognized Under the Components Program of Underwriters Laboratories. File Number: E232989

**Patents:** U.S. Patent numbers 6,034,589; 6,602,766; 7,268,661 B2; and other pending patents.

## Interrupting Ratings:

1.0 A - 5.0 A      50 A at rated voltage  
6.0 A - 8.0 A      80 A at rated voltage

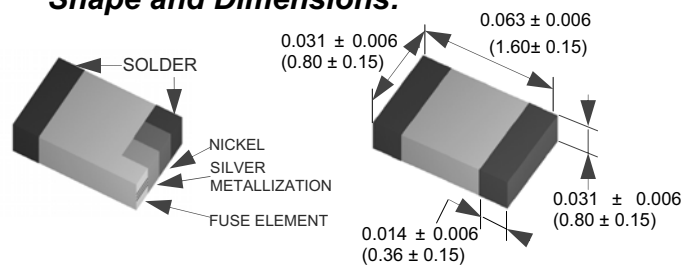
**Marking (Optional):** Red Marking Character Codes  
1.0 A:E, 1.5 A:G, 2.0 A:I, 2.5 A:J, 3.0 A:K, 3.5 A:L, 4.0 A:M, 4.5 A:T,  
5.0 A:N, 6.0 A:O, 7.0 A:P, 8.0 A:R

## Ordering Information:

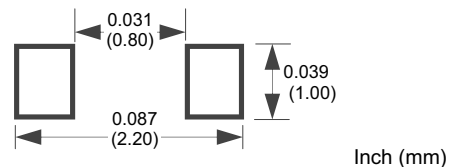
Part Number	Current Rating (A)	Voltage Rating (VDC)	Nominal Cold DCR ( $\Omega$ ) <sup>1</sup>	Nominal $I^2t$ ( $A^2s$ ) <sup>2</sup>
F0603SB1000V032T	1.0	32	0.200	0.093
F0603SB1500V032T	1.5	32	0.100	0.18
F0603SB2000V032T	2.0	32	0.052	0.32
F0603SB2500V032T	2.5	32	0.041	0.63
F0603SB3000V032T	3.0	32	0.031	0.87
F0603SB3500V032T	3.5	32	0.021	1.20
F0603SB4000V032T	4.0	32	0.017	2.30
F0603SB4500V032T	4.5	32	0.015	2.70
F0603SB5000V032T	5.0	32	0.013	3.20
F0603SB6000V032T	6.0	32	0.010	4.00
F0603SB7000V032T	7.0	32	0.008	5.00
F0603SB8000V032T	8.0	32	0.006	7.00

1. Measured at  $\leq 10\%$  of rated current and 25°C ambient  
2. Melting  $I^2t$  at 0.001 second clearing time

## Shape and Dimensions:



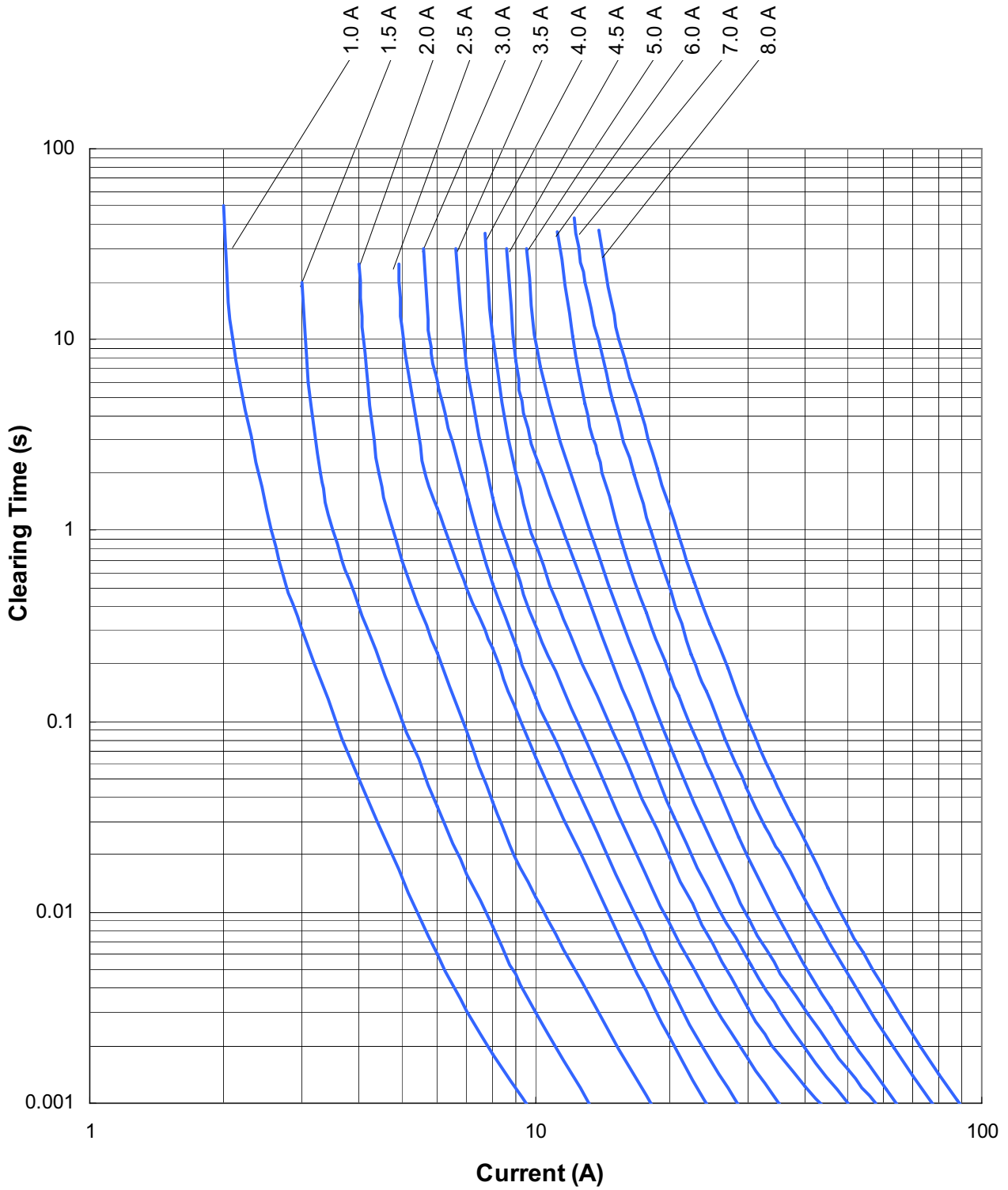
## Recommended Land Pattern:



# SolidMatrix® 0603 Slow Blow Surface Mount Fuses



Average Clearing Time Curves



# SolidMatrix® 0603 Slow Blow Surface Mount Fuses



### Average $I^2t$ vs. $t$ Curves

