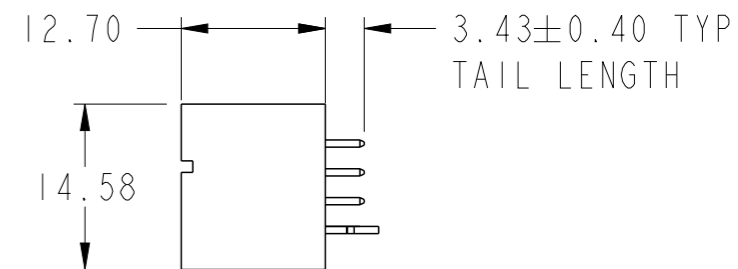
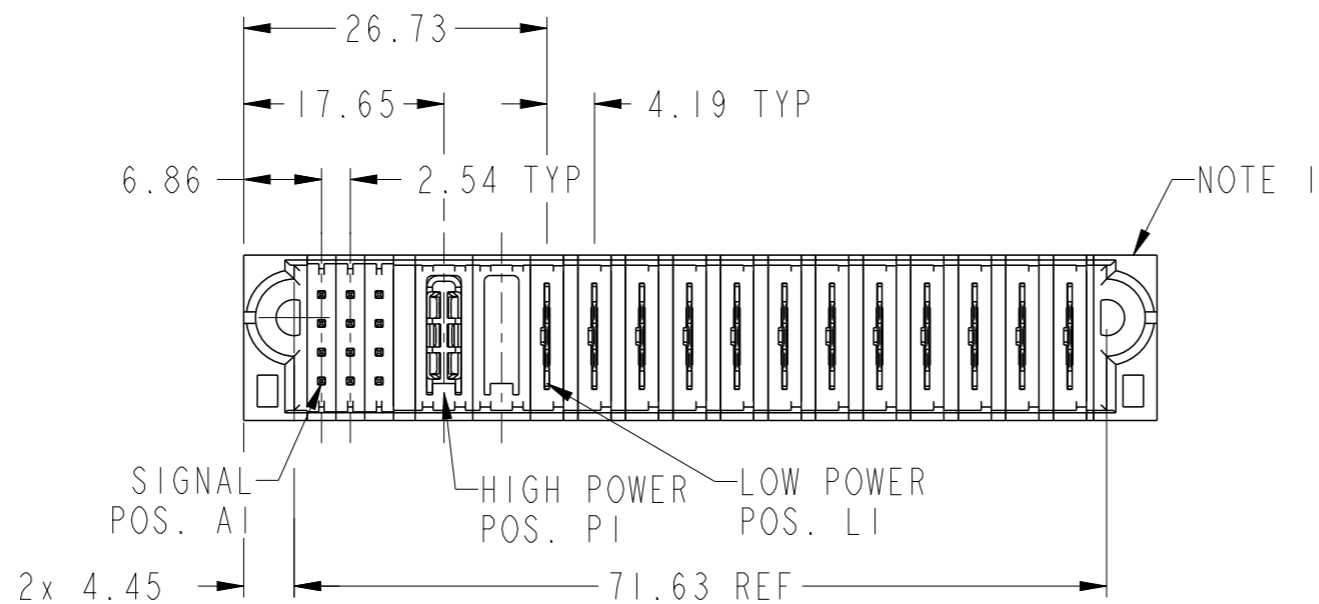
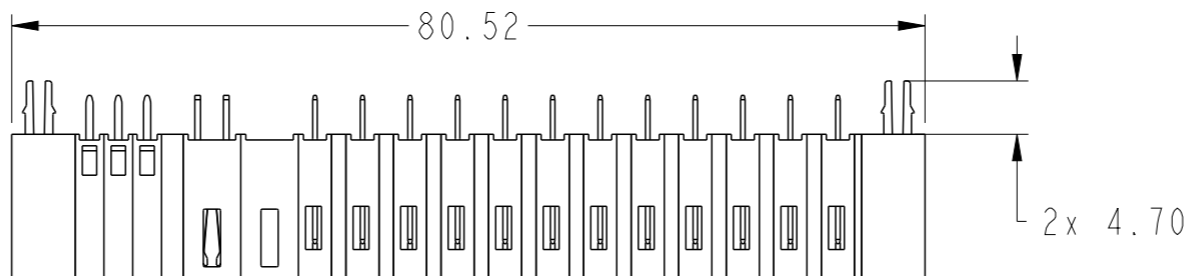
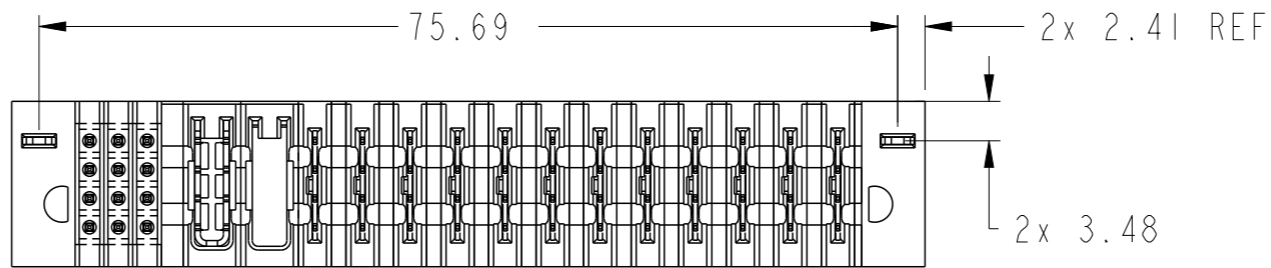


PART NUMBER SEE SHEET 2

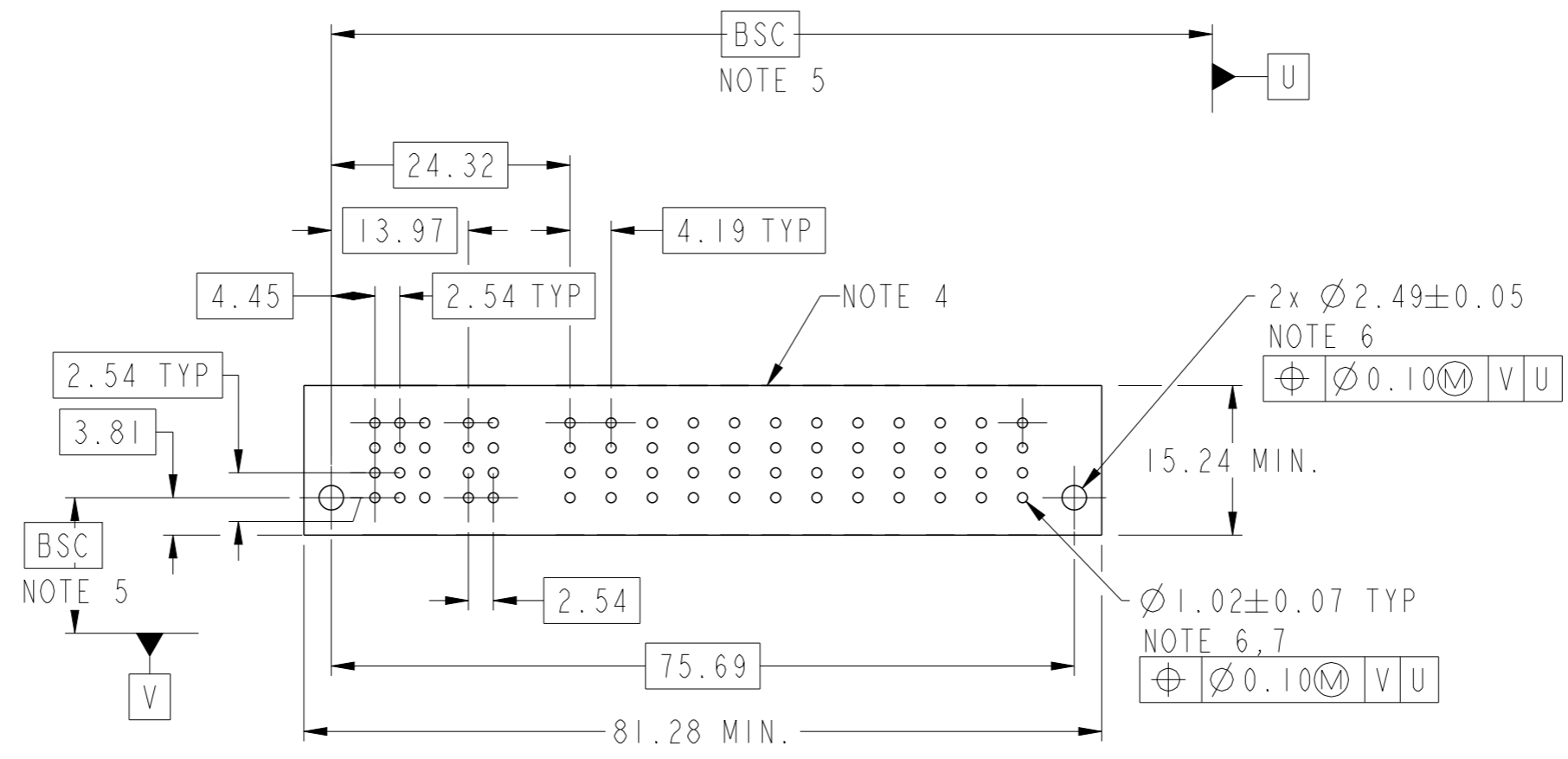


Copyright FCI.

spec ref	*	dr	Rainbow Zhan	2015/11/18	projection	MM	size	A3	scale	3:2
tolerance std	ASME Y14.5	eng	Rainbow Zhan	2016/01/18			ecn no	-	rel level	Released
TOLERANCES UNLESS OTHERWISE SPECIFIED		chr	Fancy Zhang	2016/01/18			product family	PwrBlade+	rel level	Released
surface	<input checked="" type="checkbox"/> linear <input type="checkbox"/> angular	appr	Pei-Ming Zheng	2016/01/18			dwg no	10106266-IC03001	rev	A
ASME Y14.5	0.X ±0.5 0.XX ±0.25 0.XXX ±0.10 0° ±2°	www.fci.com		cat. no.	Product - Customer Drw		sheet 1 of 3			

PRODUCT NO.	ROWS	SIGNAL			HP		LOW POWER														E2
		E1	1	2	3	P1	P2	P3	P4	P5	P6	P7	P8	P9	P10	P11	P12	P13	P14		
10106266-IC03001LF	DCBA	HHH HHH HHH HHH			H	I	X	LJ	LJ	LJ	LJ	LJ	LJ	LJ	LJ	LJ	LJ	LJ	LJ	LJ	

CODE	DESCRIPTION
H	MLBF SIGNAL CONTACT
HI	STD HIGH POWER CONTACT
HA	METAL HOLD DOWN
LJ	STD LOW POWER CONTACT



Copyright FCI.

dr	Rainbow Zhan	2015/11/18	projection	MM	size	A3	scale	3:2
eng	Rainbow Zhan	2016/01/18			ecn no		-	
chr	Fancy Zhang	2016/01/18			rel level		Released	
appr	Pei-Ming Zheng	2016/01/18	product family		PwrBlade+			
			title 12S+1HP+12LP VERTICAL STB HEADER			dwg no 10106266-IC03001		rev A
www.fci.com			cat. no.		Product - Customer Drw			sheet 2 of 3

NOTES:

- 1) "FCI", PART NUMBER AND DATE CODE TO BE MARKED ON THIS SURFACE.
THE MARK CAN BE OMITTED IF THERE IS NOT ENOUGH SPACE ON THIS SURFACE.
- 2) MATERIALS:
-HOUSING - GLASS FILLED WITH HIGH TEMP THERMOPLASTIC, UL94V-0.
-SIGNAL CONTACT - COPPER ALLOY.
-POWER CONTACT - HIGH CONDUCTIVITY COPPER ALLOY.
- 3) PLATING SPECIFICATION REFER TO FCI 10116351
- 4) DENOTES CONNECTOR KEEP OUT ZONE.
- 5) DATUM AND BASIC DIMENIONS WERE ESTABLISHED BY CUSTOMER.
- 6) ALL HOLE DIAMETERS ARE FINISHED HOLE SIZES.
- 7) 1.15 ± 0.025 MM DRILLED HOLE PLATED WITH 0.00762MM MIN Sn
OVER 0.0254-0.0762MM Cu PLATING TO ACHIEVE A 1.02 ± 0.07 MM HOLE.
COPPER PAD SIZE DIAMETER 1.52MM~1.67MM KEEPS PCB MINIMUM CREEPAGE
DISTANCE 2.50MM IN 4.19MM TAIL PITCH.
- 8) PRODUCT SPECIFICATION REFER TO FCI GS-12-658.
APPLICATION SPECIFICATION REFER TO FCI GS-20-141.
PRODUCT PACKAGED IN TRAYS, REFER TO FCI GS-14-1502.



Copyright FCI.

dr	Rainbow Zhan	2015/11/18	projection 	MM 	size	A3	scale	3:2
eng	Rainbow Zhan	2016/01/18			ecn no	-		
chr	Fancy Zhang	2016/01/18			product family	PwrBlade+	rel level	Released
appr	Pei-Ming Zheng	2016/01/18					title 12S+1HP+12LP VERTICAL STB HEADER	dwg no 10106266-1C03001
www.fci.com		cat. no.	Product - Customer Drw		sheet 3 of 3			