

25Sx10P CONFIGURATION SHOWN
HOLD DOWN TYPE

NOTES:

1. HOUSING MATERIAL:GF LCP,COLOR: BLACK, UL 94 V-0 RATED
SIGNAL CONTACT MATERIAL: PHOSPHOR BRONZE
SIGNAL PIN OVERMOLD MATERIAL: GF POLYESTER
POWER CONTACT MATERIAL: COPPER ALLOY
2. PLATING ON SIGNAL CONTACTS: 1.27μm MIN Ni UNDERPLATING ALL OVER WITH 0.76μm MIN GXT IN CONTACT MATING AREA, AND 0.5μm MIN MATTE TIN ON TAIL AREA.

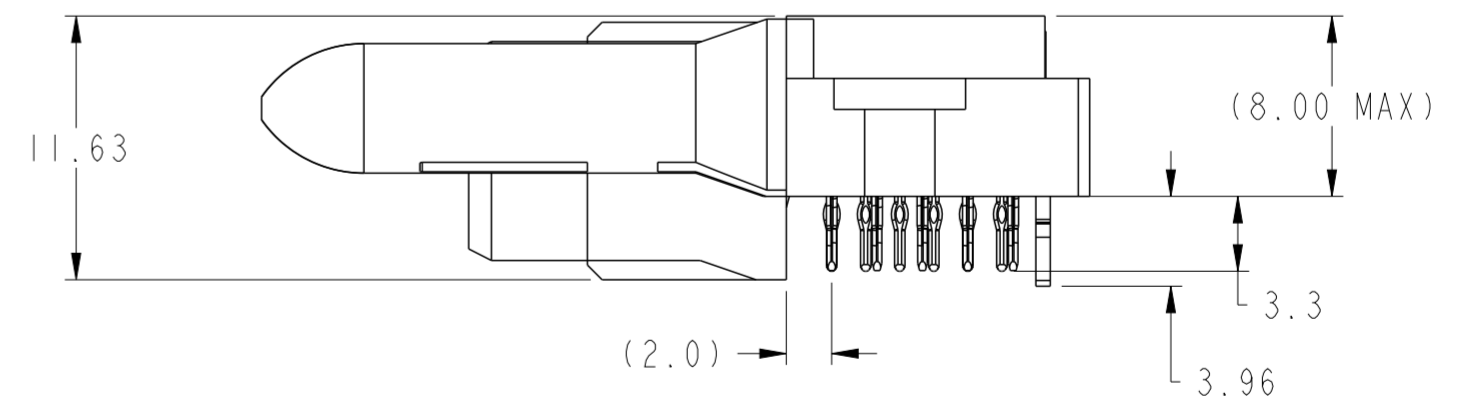
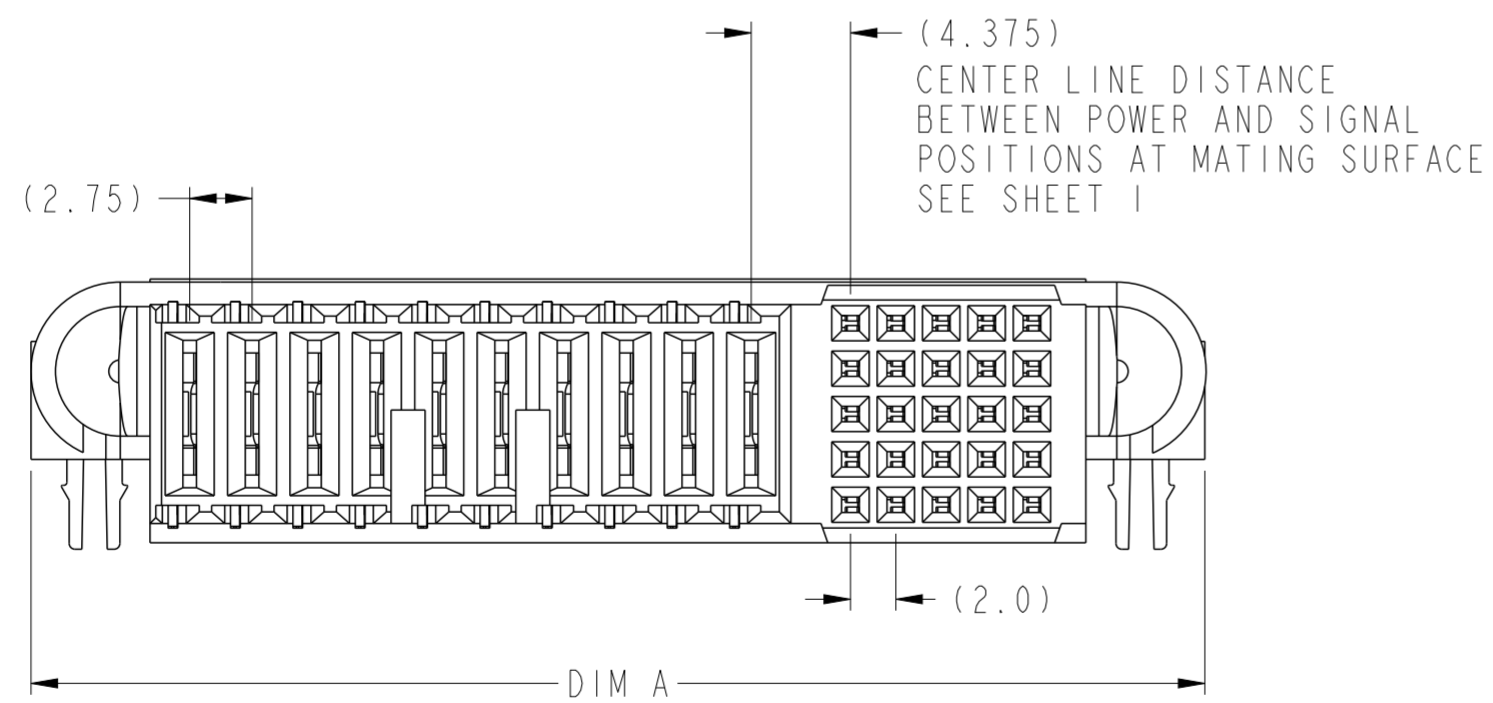
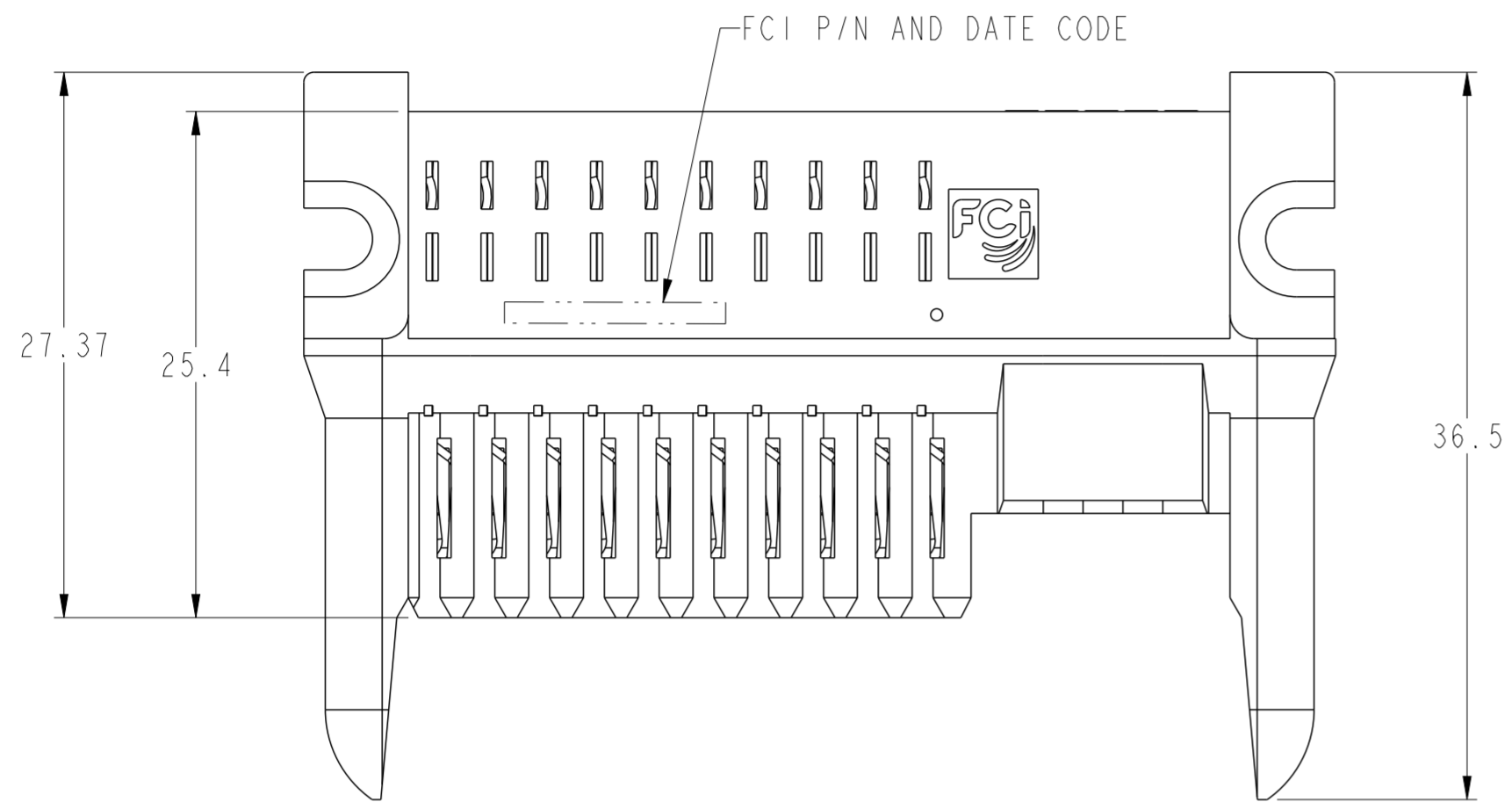
PLATING ON POWER CONTACTS: 1.27μm MIN Ni UNDERPLATING ALL OVER WITH 0.76μm MIN GXT IN CONTACT MATING AREA, AND 0.5μm MIN MATTE TIN ON TAIL AREA.

PLATING ON HOLD DOWN IF APPLICABLE: 1.27um MIN Ni, UNDERPLATING ALL OVER WITH 0.76um MIN MATTE TIN OVER.
3. LUBRICATION: LUBRICATE ON CONTACT AREA.
- ④ RECOMMENDED PCB THICKNESS IS:
FOR PRESS FIT APPLICATION: 1.4mm MIN
FOR SOLDER APPLICATION: 1.40mm THROUGH 2.62mm.
5. FOR SCREW MOUNT APPLICATIONS, A #4-40 UNC PAN SCREW WITH HEX NUT IS RECOMMENDED (SUPPLIED BY CUSTOMER).
- ⑥ FOR PRESS FIT Ø0.61mm, FOR SOLDER Ø0.90mm.
- ⑦ UNPLATED HOLES
- ⑧ HOLD DOWN APPLICATION NEEDED
9. PRODUCT SPECIFICATION GS-12-1064
APPLICATION SPECIFICATION GS-20-0362

Copyright FCI. FCI

spec ref	-	dr	Fancy Zhang	2015/11/26	projection	MM	size	A2	scale	1:1									
tolerance std	ASME Y14.5	eng	Fancy Zhang	2015/12/25			ecn no	-	rel level	Released									
TOLERANCES UNLESS OTHERWISE SPECIFIED		chr	-	appr							Pei-Ming Zheng	2015/12/25	product family	PwrLoPro					
surface	<table border="1"> <tr> <td>linear</td> <td>0.X</td> <td>±0.30</td> </tr> <tr> <td></td> <td>0.XX</td> <td>±0.20</td> </tr> <tr> <td></td> <td>0.XXX</td> <td>±0.10</td> </tr> <tr> <td>angular</td> <td>0°</td> <td>±2°</td> </tr> </table>	linear	0.X	±0.30		0.XX	±0.20		0.XXX	±0.10	angular	0°	±2°		FCI		title PWR LP RECEPTACLE ASSEMBLY RA, PASSIVE GUIDE, 40S+2P	dwg no 10108888-R02403H	rev A
linear	0.X	±0.30																	
	0.XX	±0.20																	
	0.XXX	±0.10																	
angular	0°	±2°																	
ASME Y14.5	www.fci.com	cat. no.	-	Product - Customer Drw	sheet 1 of 3														

PART NUMBER	CONFIGURATION	DIM "A"	DIM "B"	"C" SPACES	"D" SPACES	"E" PLACES	"F" PLACES	MOUNTING FEATURE
10108888-R02403HLF	40S + 2P	35.74	30.14	7	1	40	12	HOLD DOWN



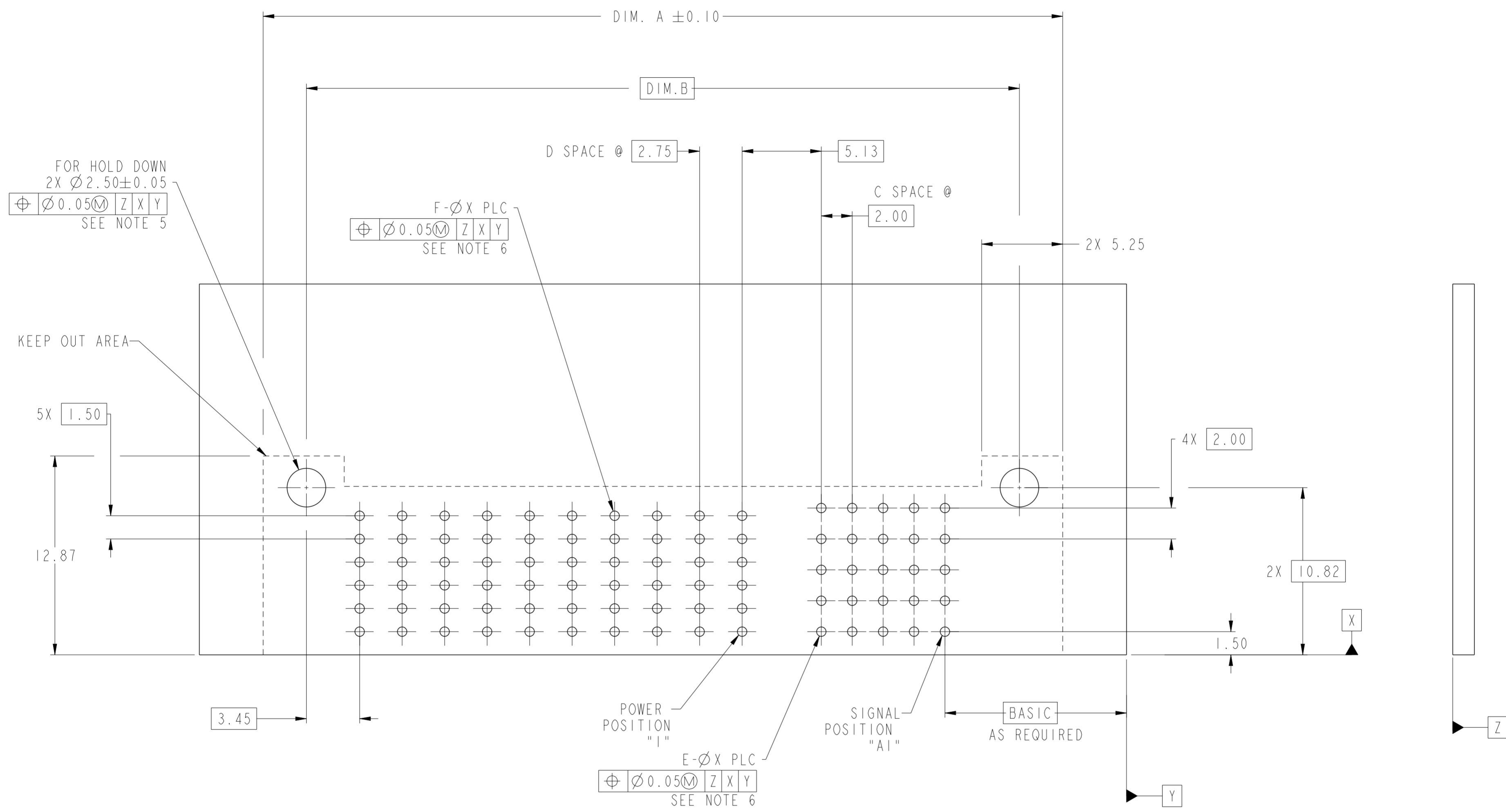
spec ref	-	dr	Fancy Zhang	2015/11/26	projection	MM	size	A2	scale	1:1	
tolerance std	ASME Y14.5	eng	Fancy Zhang	2015/12/25			ecn no	-	rel level		Released
TOLERANCES UNLESS OTHERWISE SPECIFIED		chr	-	product family			PwrLoPro				
surface	✓	appr	Pei-Ming Zheng	2015/12/25			title	PWR LP RECEPTACLE ASSEMBLY		rev	A
ASME Y14.5	linear	0.X	±0.30	cat. no.	-	Product - Customer Drw	dwg no	10108888-R02403H		sheet 2 of 3	
	angular	0°	±2°								

PDS: Rev :A

STATUS:Released

Printed: Dec 25, 2015

Copyright FCI.



**RECOMMENDED PRINTED CIRCUIT BOARD LAYOUT SEE NOTE 4
FOR RAR HOLD DOWN TYPE
(AS VIEWED FROM COMPONENT SIDE)**

spec ref	-	dr	Fancy Zhang	2015/11/26	projection	MM	size	A2	scale	1:1			
tolerance std	ASME Y14.5	eng	Fancy Zhang	2015/12/25			ecn no	-	rel level	Released			
TOLERANCES UNLESS OTHERWISE SPECIFIED		chr	-	appr							Pai-Ming Zheng	2015/12/25	product family
surface	ASME Y14.5	linear	0.X	±0.30			title	PWR LP RECEPTACLE ASSEMBLY		dwg no	10108888-R02403H	rev	A
		angular	0°	±2°	www.fci.com	cat. no.	Product - Customer Drw		sheet 3 of 3				

PDS: Rev :A

STATUS:Released

Printed: Dec 25, 2015

Copyright FCI.