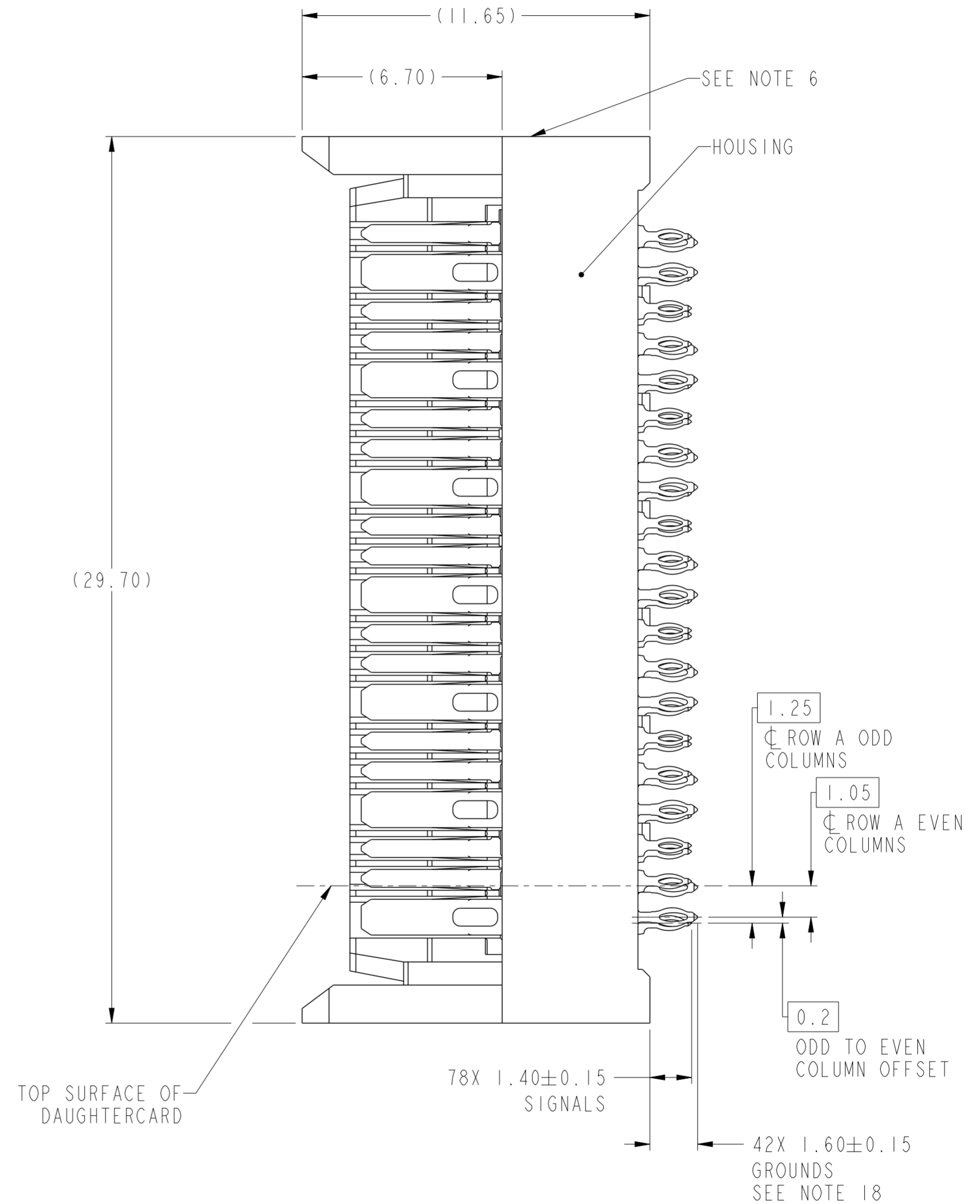
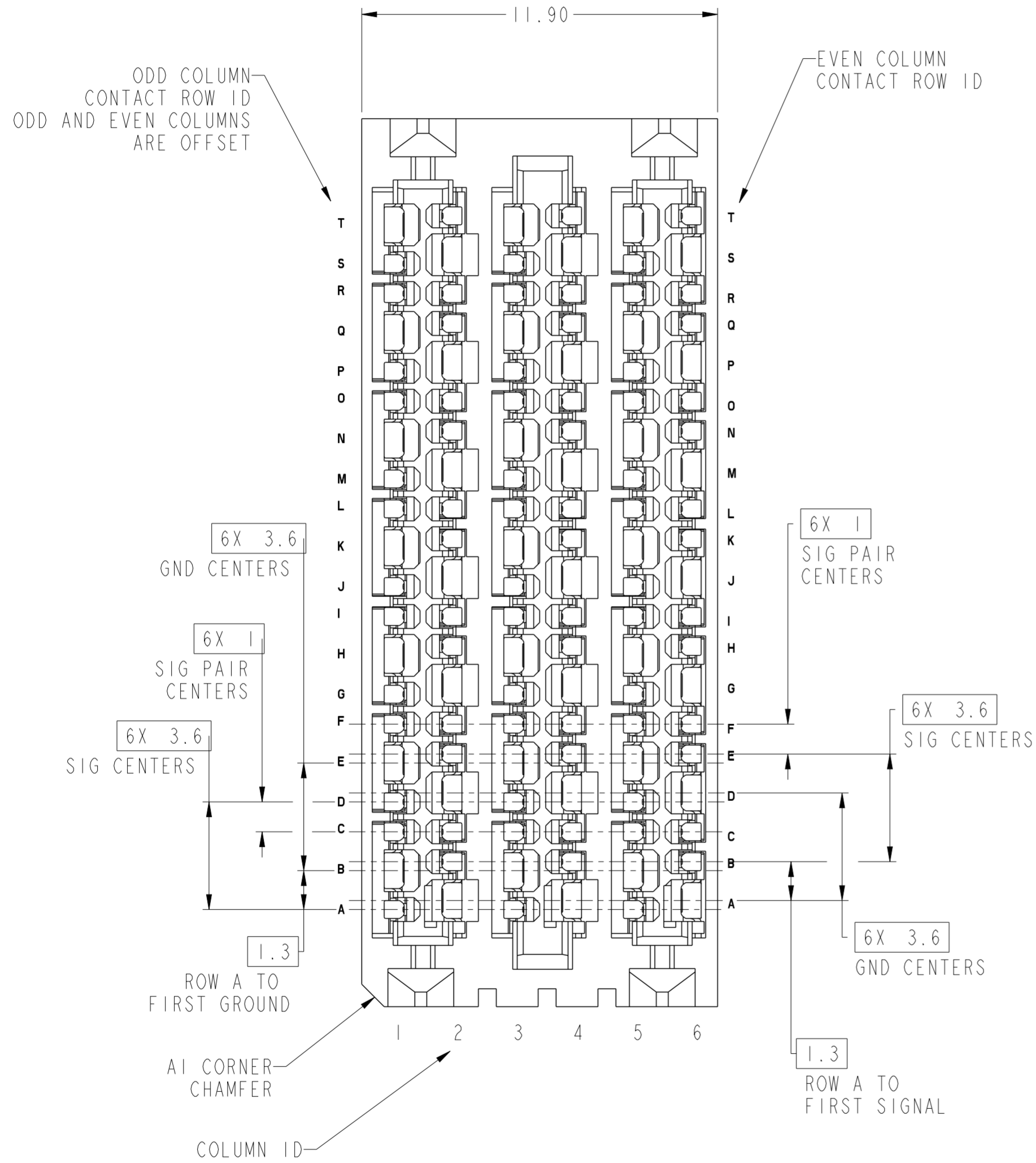
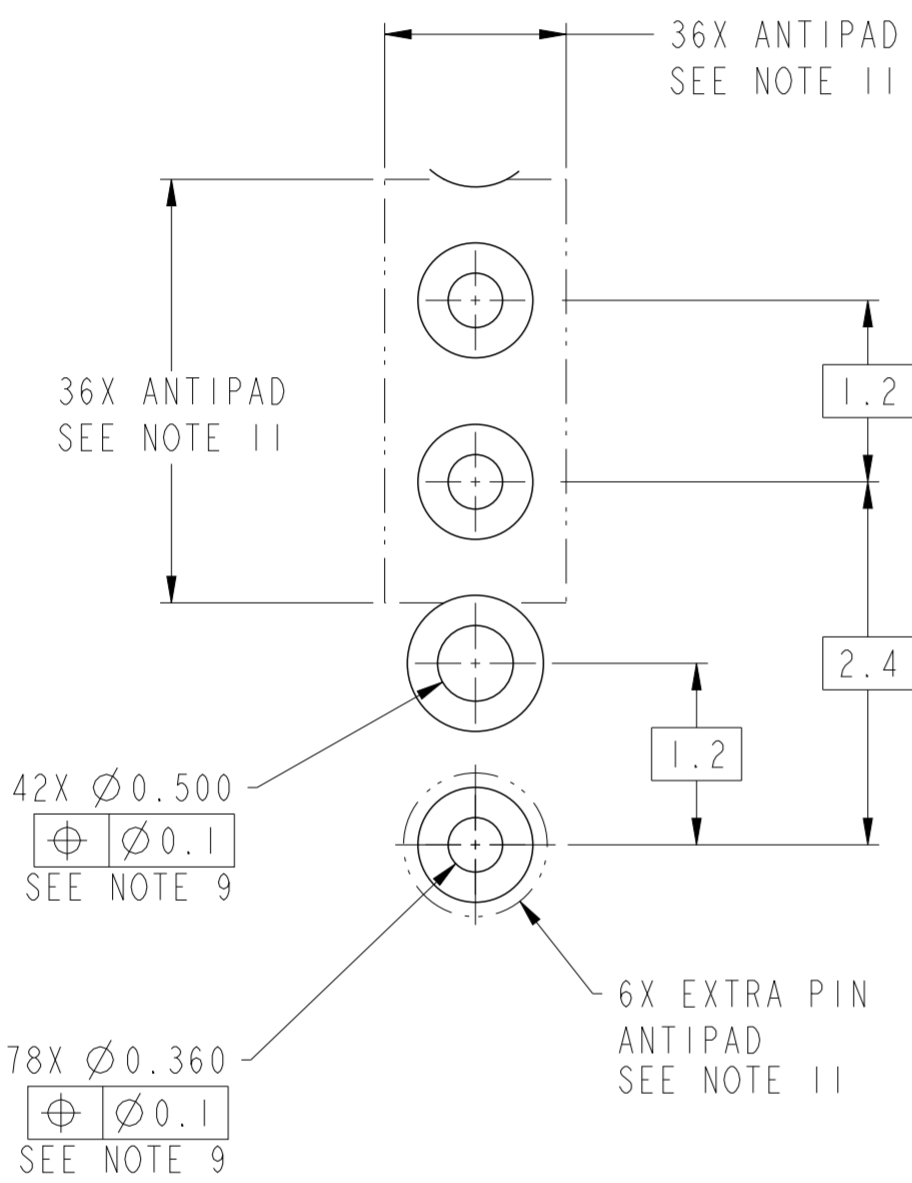


PRODUCT NUMBER
SEE SHEET 10

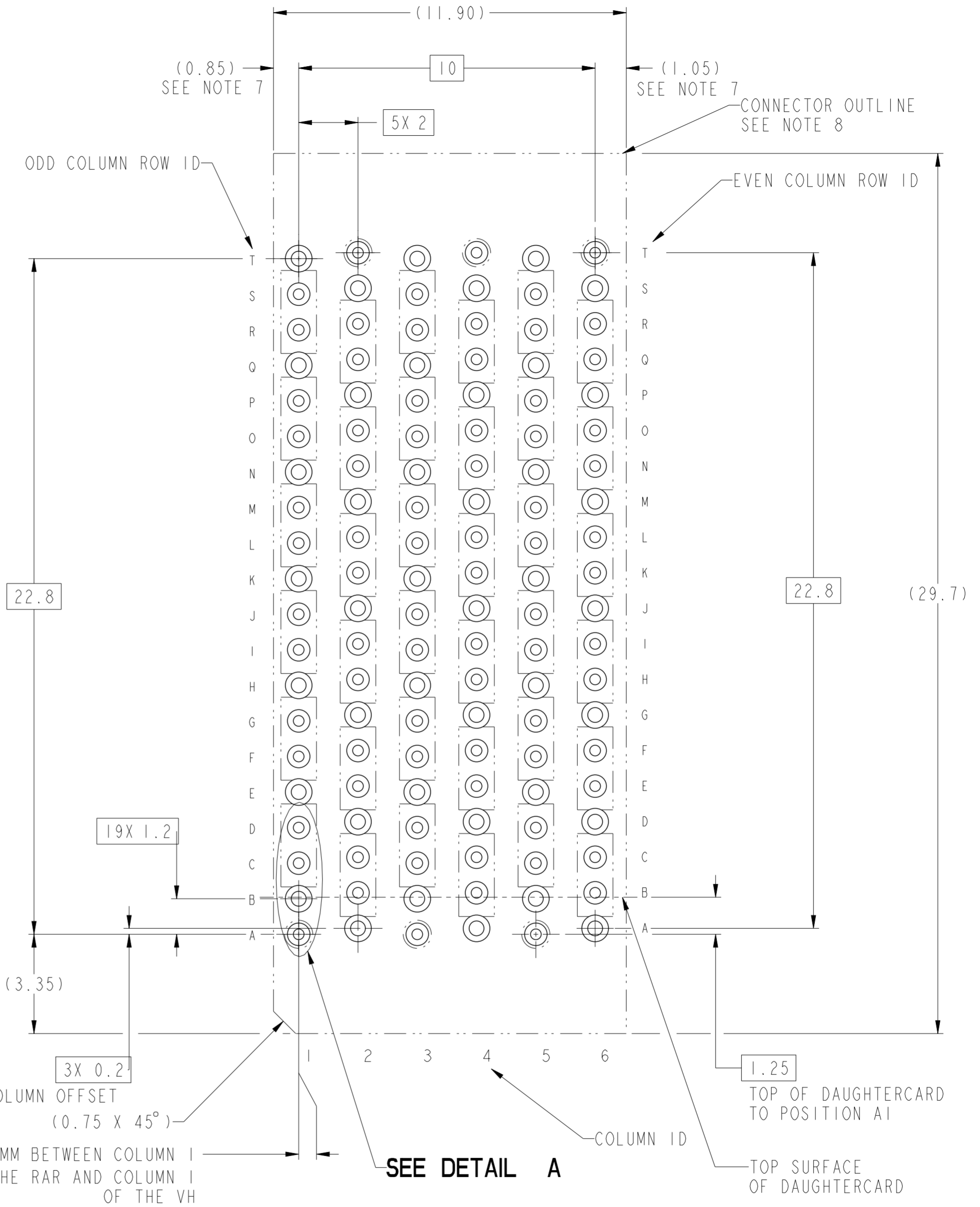


10128351-Y01LF
(10128351-101LF STANDARD MATE CONNECTOR SHOWN)
SCALE 7:1

spec ref	SEE NOTES	dr	Heaven Cen	2014/01/08	projection	MM	size	A2	scale	7:1		
tolerance std	TOLERANCES UNLESS OTHERWISE SPECIFIED	eng	Peng-Bing Fu	2016/04/12			ecn no	-	rel level	Preliminary		
ISO 406		chr	-									
ISO 1101		appr	-		product family	ExaMAX						
surface	linear	Amphenol FCI			title		ExaMAX VERTICAL HEADER		dwg no	10128351	rev	7
ISO 1302	angular				ASS'Y, 6 PAIR, 120 POS, 6 IMLA		cat. no.		Product - Customer Drw		sheet 1 of 11	



DETAIL A
SCALE 20:1

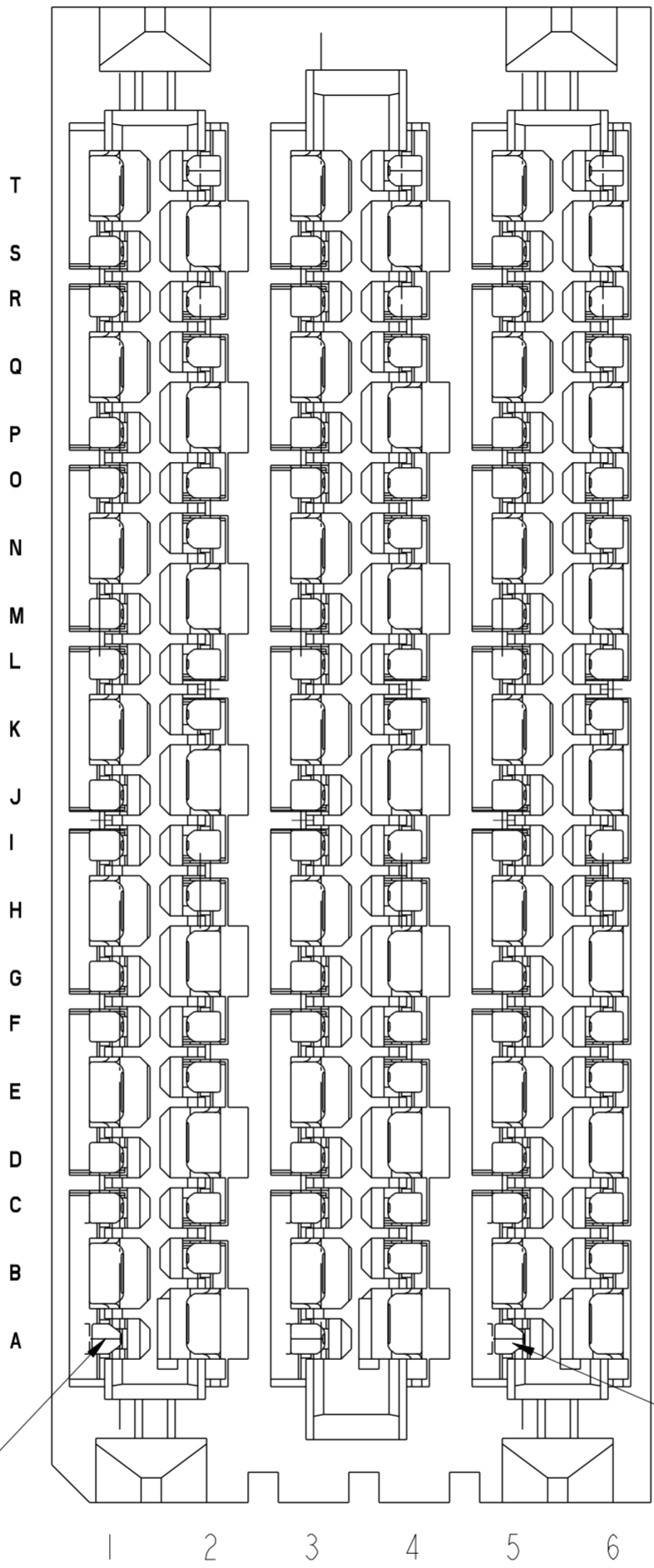


10128351-Y01LF COMPONENT SIDE
RECOMMENDED PCB LAYOUT
SEE NOTES 7, 8, 9 & 11
SCALE 8:1

spec ref	SEE NOTES	dr	Heaven Cen	2014/01/08	projection	MM	size	A2	scale	5:1
tolerance std	TOLERANCES UNLESS OTHERWISE SPECIFIED	eng	Peng-Bing Fu	2016/04/12			ecn no	-	rel level	Preliminary
ISO 406		chr	-	-						
ISO 1101		appr	-	-	product family	ExaMAX	rel level			
surface	linear	0.X	±.3	Amphenol FCI ExaMAX VERTICAL HEADER ASS'Y, 6 PAIR, 120 POS, 6 IMLA	cat. no.	Product - Customer Drw	dwg no 10128351	rev 7	sheet 2 of 11	
		0.XX	±.10							
		0.XXX	±.050							
ISO 1302	angular	0°	±2°							

Amphenol FCI

© 2016 AFCI



ADVANCED MATE POSITION A1
SEE NOTE 13

ADVANCED MATE POSITION A5
SEE NOTE 13

10128351-201LF
ADVANCE MATE
ADVANCED MATE POSITIONS ARE POSITIONS A1 AND A5 ONLY
FOR ALL DIMENSIONS SEE SHEET 1
SCALE 8:1

Amphenol
FCi

© 2016 AFci

spec ref	SEE NOTES	dr	Heaven Cen	2014/01/08	projection	MM	size	A2	scale	5:1
tolerance std	TOLERANCES UNLESS OTHERWISE SPECIFIED	eng	Peng-Bing Fu	2016/04/12			ecn no	-	rel level	Preliminary
ISO 406 ISO 1101		chr	-	-			product family	ExaMAX		
surface	linear	0.X	±.3	Amphenol FCi	title ExaMAX VERTICAL HEADER ASS'Y, 6 PAIR, 120 POS, 6 IMLA	dwg no 10128351	rev 7	cat. no. Product - Customer Drw	sheet 3 of 11	
ISO 1302		0.XX	±.10							
	angular	0°	±2°							

A

B

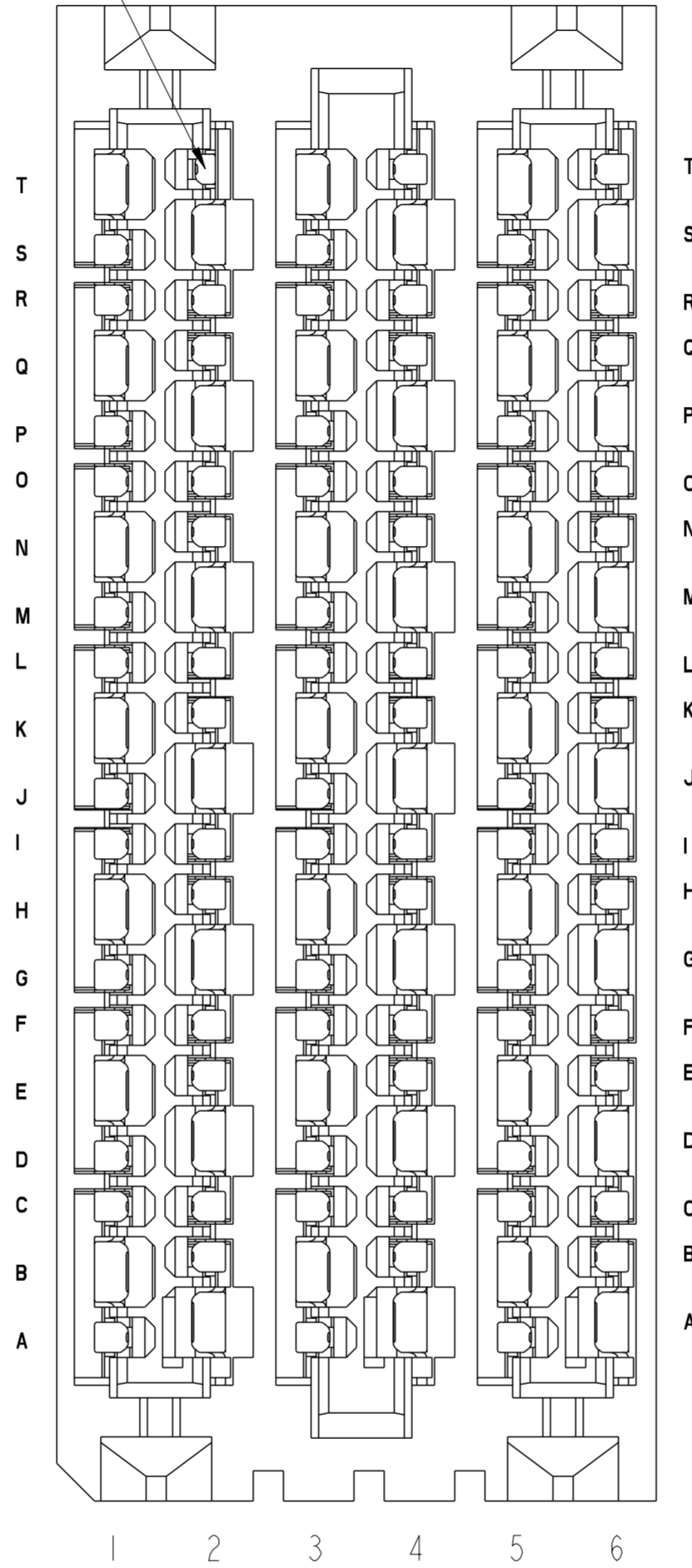
C

D

E

F

SHORT DETECT
POSITION T2
SEE NOTE 14



10128351-301LF
SHORT DETECT
SHORT DETECT POSITIONS IS T2 ONLY
FOR ALL DIMENSIONS SEE SHEET 1
SCALE 8:1

Amphenol
FCi

© 2016 AFci

spec ref	SEE NOTES	dr	Heaven Cen	2014/01/08	projection	MM	size	A2	scale	5:1
tolerance std	TOLERANCES UNLESS OTHERWISE SPECIFIED	eng	Peng-Bing Fu	2016/04/12			ecn no	-	rel level	Preliminary
ISO 406 ISO 1101		chr	-	-			product family	ExaMAX		
surface	linear	0.X	±.3	Amphenol FCi	title ExaMAX VERTICAL HEADER ASS'Y, 6 PAIR, 120 POS, 6 IMLA	dwg no 10128351	rev 7	cat. no. Product - Customer Drw	sheet 4 of 11	
ISO 1302		0.XX	±.10							
	angular	0°	±2°							

A

B

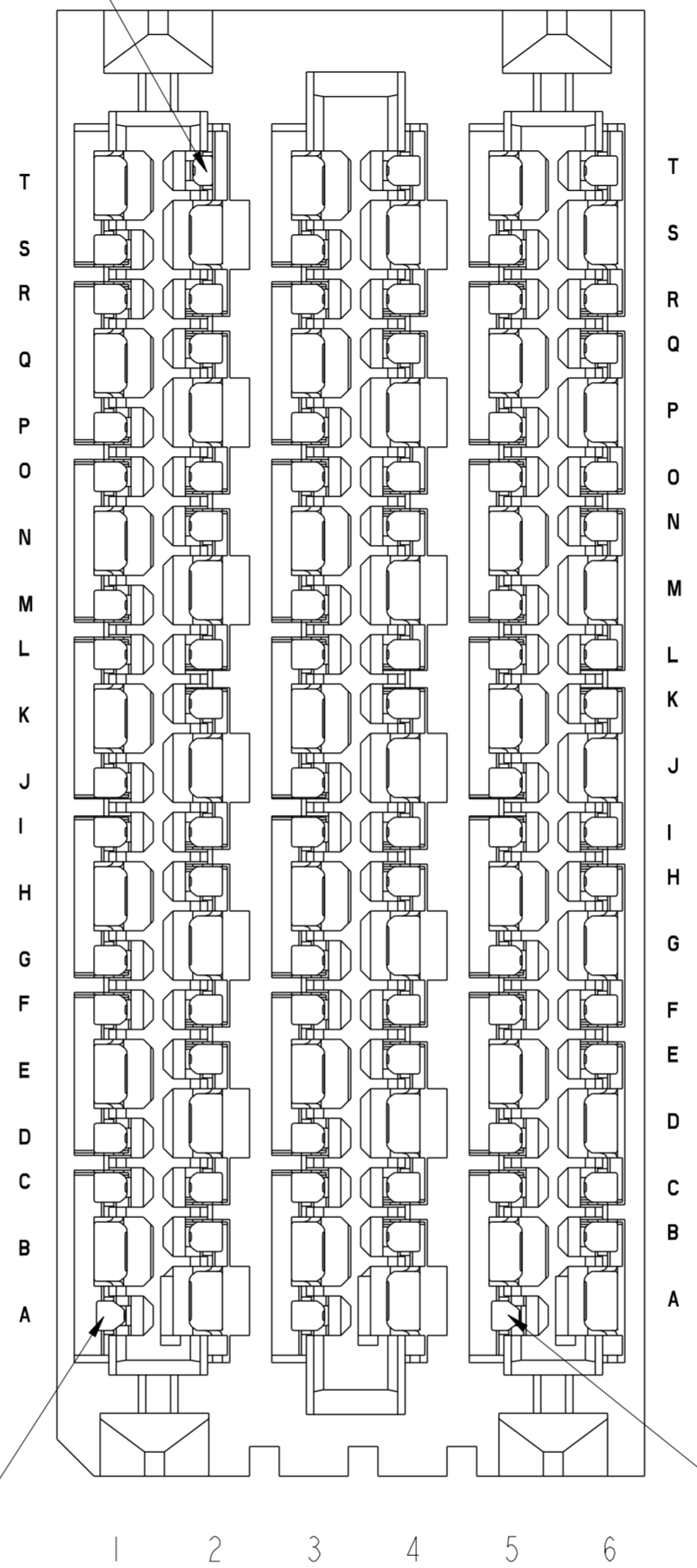
C

D

E

F

SHORT DETECT
POSITION T2
SEE NOTE 15

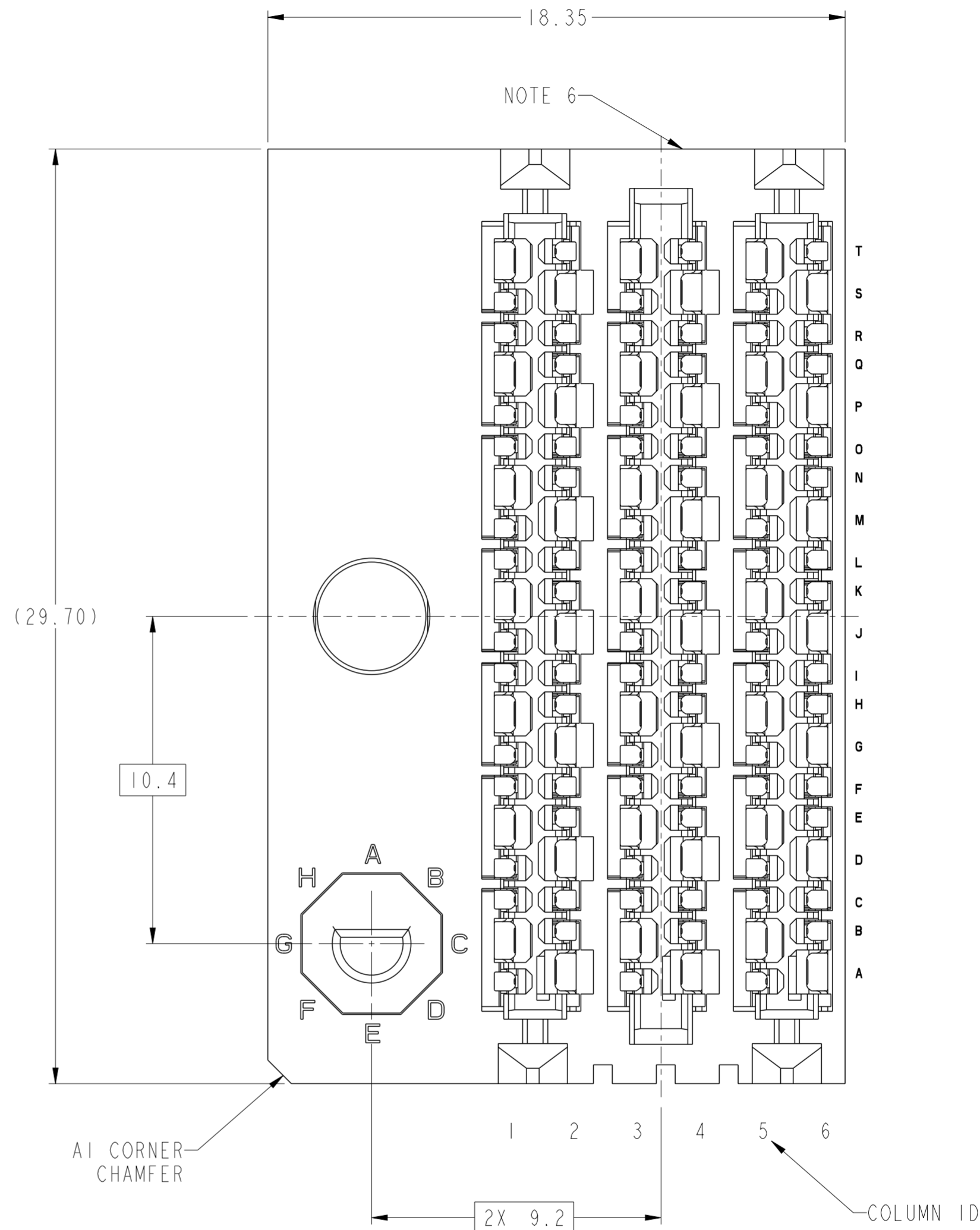
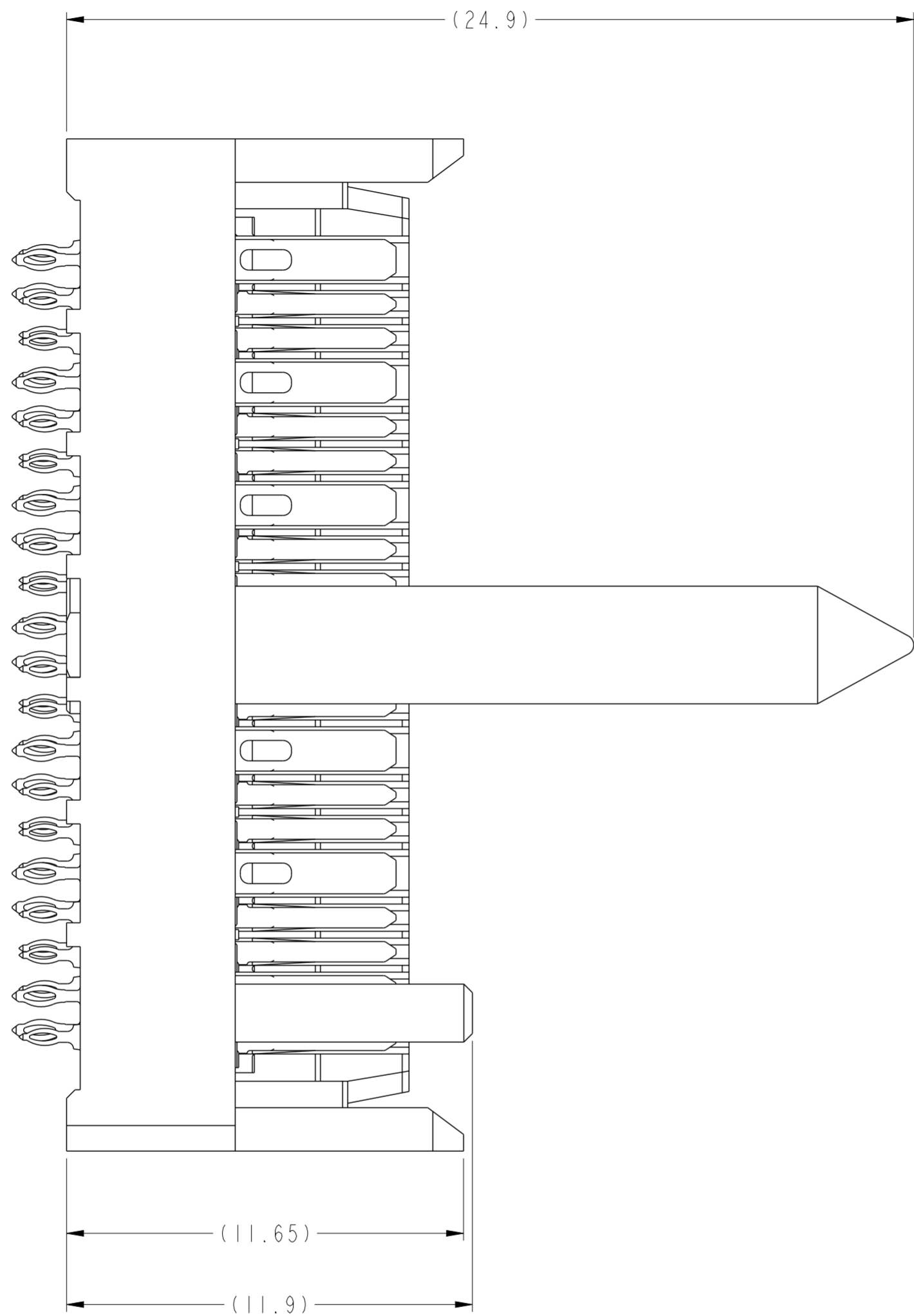


10128351-401LF
ADVANCED MATE/SHORT DETECT
ADVANCED MATE POSITIONS ARE POSITIONS A1 AND A5 ONLY
SHORT DETECT POSITION IS POSITION T2
FOR ALL DIMENSIONS SEE SHEET 1

Amphenol
FCi

© 2016 AFCi

spec ref	SEE NOTES	dr	Heaven Cen	2014/01/08	projection	MM	size	A2	scale	3:1
tolerance std	TOLERANCES UNLESS OTHERWISE SPECIFIED	eng	Peng-Bing Fu	2016/04/12			ecn no	-	rel level	Preliminary
ISO 406 ISO 1101		chr	-	-			product family	ExaMAX		
surface	linear	0.X	±.3	Amphenol FCi	title ExaMAX VERTICAL HEADER ASS'Y, 6 PAIR, 120 POS, 6 IMLA	dwg no 10128351	rev 7	cat. no. Product - Customer Drw	sheet 5 of 11	
ISO 1302		0.XX	±.10							
	angular	0°	±2°							

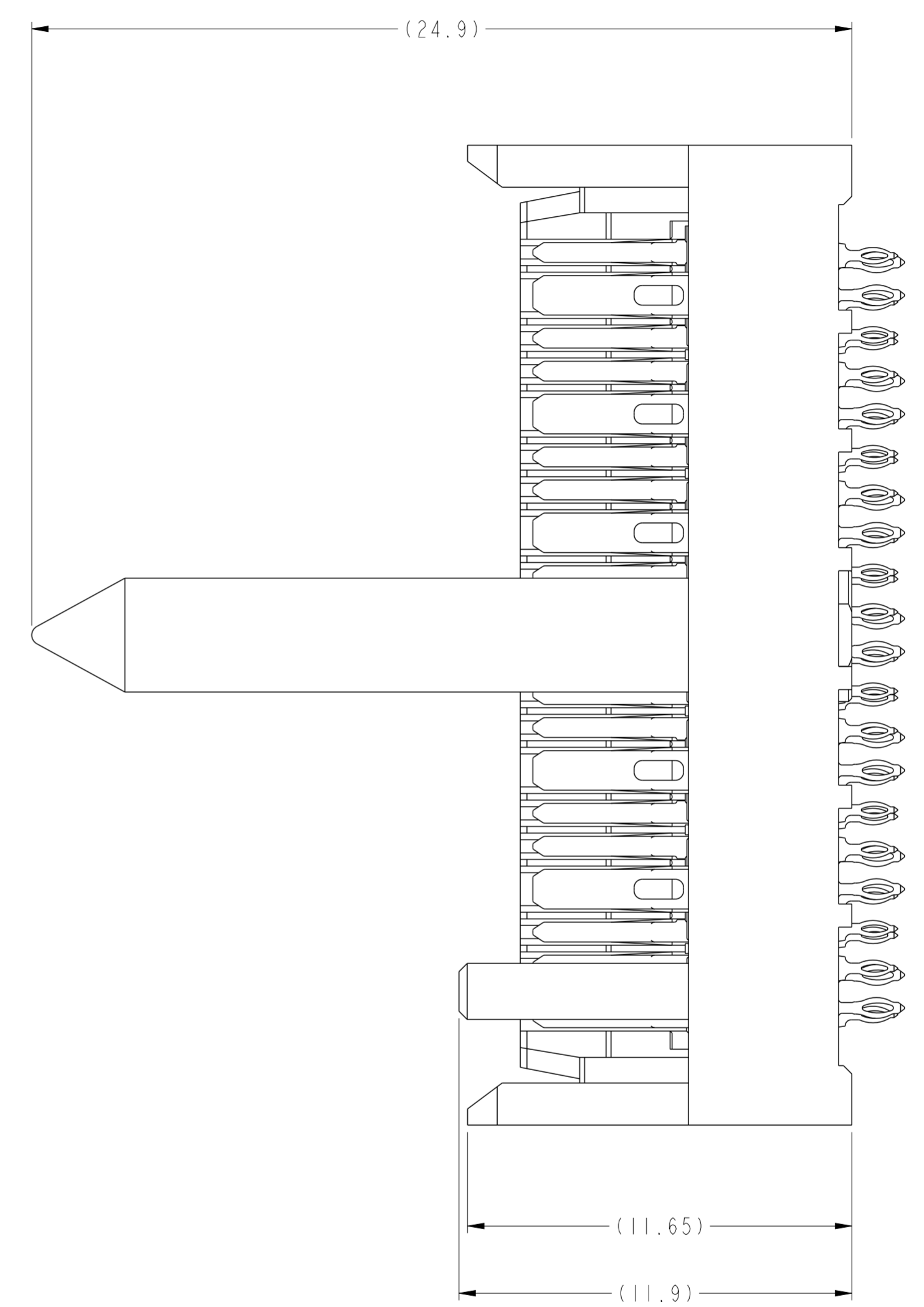
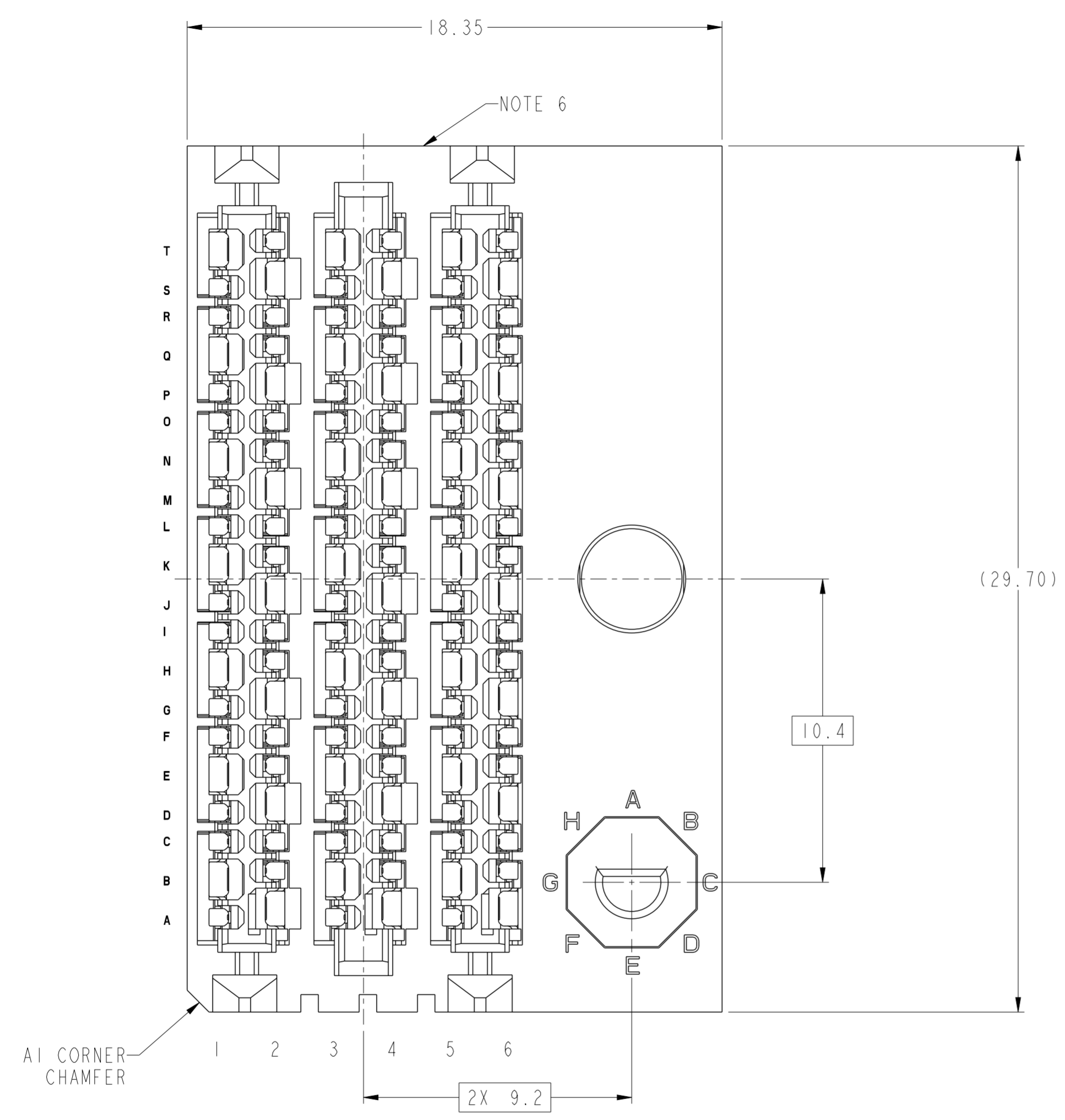


10128351-Y1ALF THRU -Y1JLF
 RIGHT GUIDANCE CONNECTOR (SEE NOTE 17)
 FOR ALL DIMENSIONS SEE SHEET 1
 SCALE 7:1

spec ref	SEE NOTES	dr	Heaven Cen	2014/01/08	projection	MM	size	A2	scale	5:1
tolerance std	TOLERANCES UNLESS OTHERWISE SPECIFIED	eng	Peng-Bing Fu	2016/04/12			ecn no	-	rel level	Preliminary
ISO 406 ISO 1101		chr	-	-			product family	ExaMAX		
surface	linear	0.X	±.3	Amphenol FCI	title		ExaMAX VERTICAL HEADER ASS'Y, 6 PAIR, 120 POS, 6 IMLA	dwg no 10128351	rev 7	
		0.XX	±.10		cat. no.	Product - Customer Drw				sheet 6 of 11
ISO 1302	angular	0°	±2°							

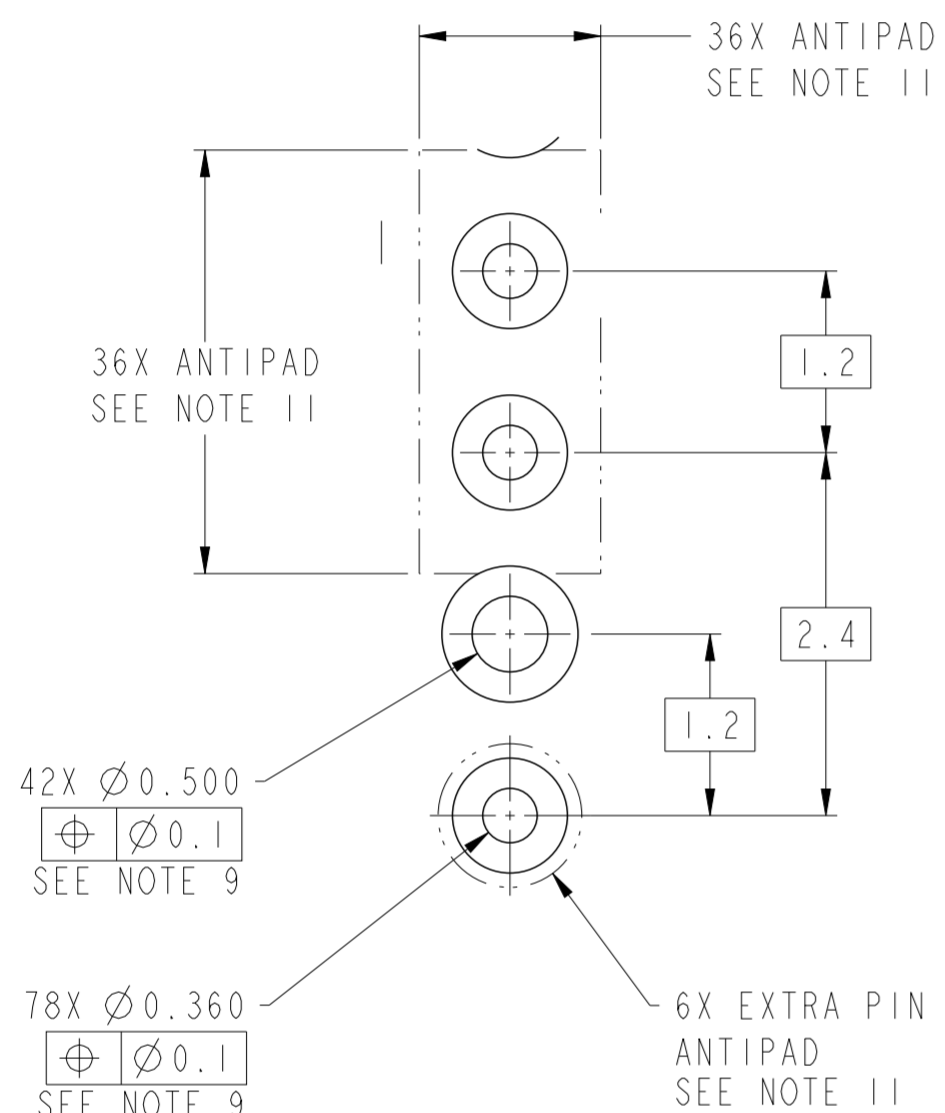
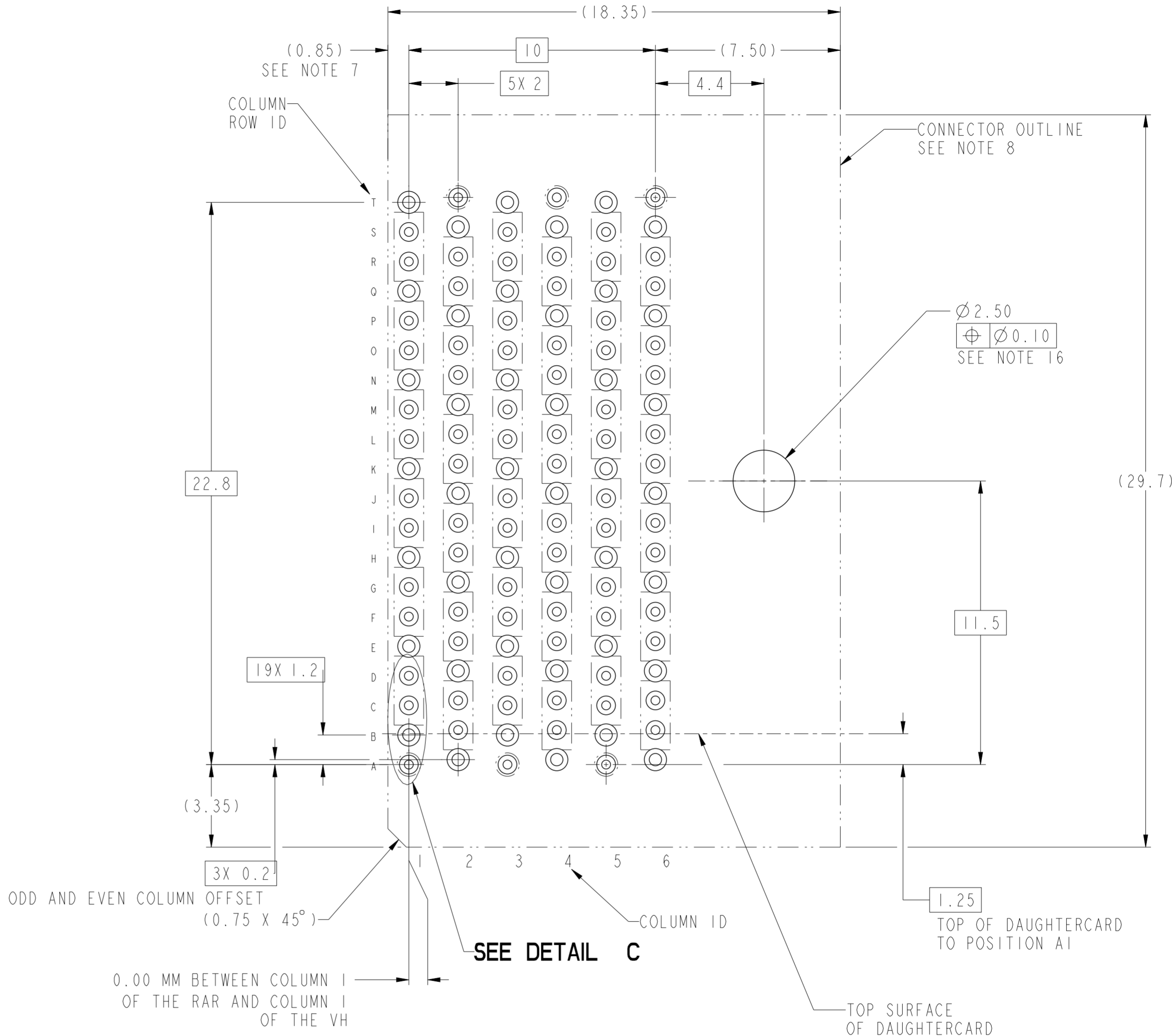
Amphenol FCI

© 2016 AFCI



10128351-Y2ALF THRU -Y2JLF
LEFT GUIDANCE CONNECTOR (SEE NOTE 17)
FOR ALL DIMENSIONS SEE SHEET 1
SCALE 7:1

spec ref	SEE NOTES	dr	Heaven Cen	2014/01/08	projection	MM	size	A2	scale	3:1
tolerance std	TOLERANCES UNLESS OTHERWISE SPECIFIED	eng	Peng-Bing Fu	2016/04/12		MM	ecn no	-	rel level	Preliminary
ISO 406		chr	-							
ISO 1101		appr	-		product family	ExaMAX				
surface	linear	0.X	±.3	Amphenol FCi	title		ExaMAX VERTICAL HEADER ASS'Y, 6 PAIR, 120 POS, 6 IMLA	dwg no 10128351	rev 7	
		0.XX	±.10		cat. no.					Product - Customer Drw
		0.XXX	±.050		sheet 8 of 11					
ISO 1302	angular	0°	±2°							



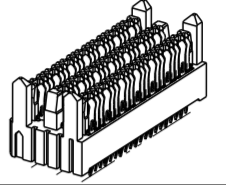
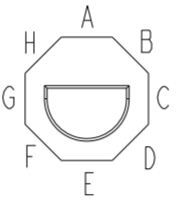
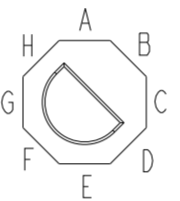
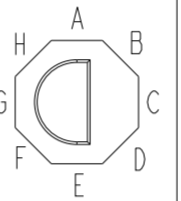
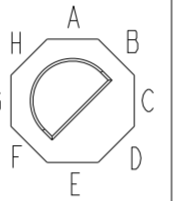
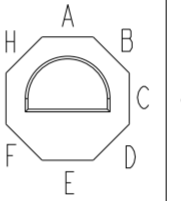
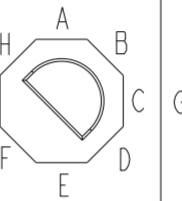
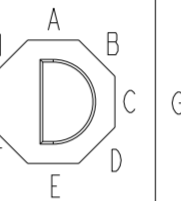
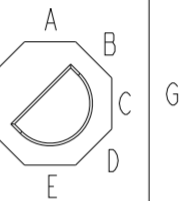
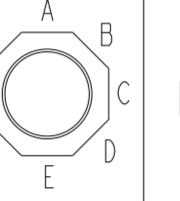
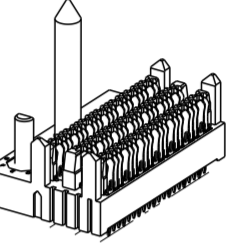
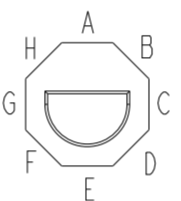
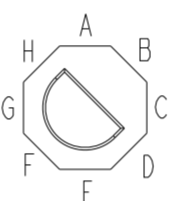
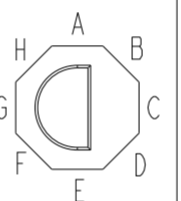
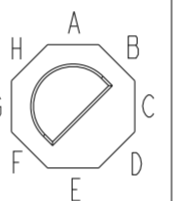
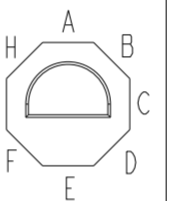
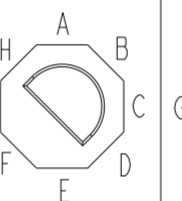
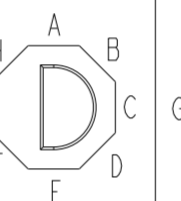
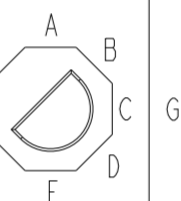
DETAIL C
SCALE 20:1

**10128351-Y2YLF COMPONENT SIDE
RECOMMENDED PCB LAYOUT
NOTES 7, 8, 9, 11 & 16
SCALE 7:1**

spec ref	SEE NOTES	dr	Heaven Cen	2014/01/08	projection	MM	size	A2	scale	2:1
tolerance std	TOLERANCES UNLESS OTHERWISE SPECIFIED	eng	Peng-Bing Fu	2016/04/12			ecn no	-	rel level	Preliminary
ISO 406		chr	-							
ISO 1101		appr	-		product family	ExaMAX				
surface	linear				title ExaMAX VERTICAL HEADER ASS'Y, 6 PAIR, 120 POS, 6 IMLA		dwg no 10128351	rev 7		
ISO 1302	angular	0°	±2°		cat. no.	Product - Customer Drw	sheet 9 of 11			

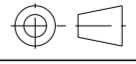
10128351 - Y Y Y L F

ASSEMBLY PART NUMBER	DESCRIPTION
10128351-1YYLF	STANDARD MATE
10128351-2YYLF	ADVANCED MATE
10128351-3YYLF	SHORT DETECT
10128351-4YYLF	ADVANCED MATE & SHORT DETECT

MODULE DESCRIPTION	DESIGNATION REPRESENTED IN DASH NUMBER									BASE MODULE
	1A	1B	1C	1D	1E	1F	1G	1H	1J (NO KEY)	
STANDARD NO GUIDANCE (SEE SHEET 1)	01									
RIGHT GUIDANCE MODULE (SEE SHEET 6)										
	LEFT GUIDANCE MODULE (SEE SHEET 8)									

Amphenol FCI

© 2016 APCI

spec ref	SEE NOTES	dr	Heaven Cen	2014/01/08	projection	MM	size	A2	scale	5:1			
tolerance std	TOLERANCES UNLESS OTHERWISE SPECIFIED	eng	Peng-Bing Fu	2016/04/12		← →	ecn no	-	rel level	Preliminary			
ISO 406 ISO 1101		chr	-	-							product family	ExaMAX	
surface	linear	0.X	±.3	Amphenol FCI	title	ExaMAX VERTICAL HEADER	dwg no	10128351	rev	7			
ISO 1302		0.XX	±.10								cat. no.	Product - Customer Drw	sheet 10 of 11
		0.XXX	±.050										
	angular	0°	±2°										

NOTES:

- ① - CONNECTOR MATERIALS:
HOUSING: HIGH TEMP THERMOPLASTIC, BLACK, UL94-V0
IMLA PLASTIC: HIGH TEMP THERMOPLASTIC, BLACK, UL94-V0
CONTACT: COPPER ALLOY
GUIDE PIN: ZINC ALLOY
POLARIZING PIN: ZINC ALLOY
- 2 - CONTACT PLATING:
SEPARABLE INTERFACE:
PERFORMANCE-BASED PLATING, QUALIFIED TO MEET THE REQUIREMENTS OF FCI PRODUCT SPECIFICATION GS-12-1096 INCLUDING TELCORDIA GR-1217-CORE (NOVEMBER 1995) CENTRAL OFFICE TEST SEQUENCE

PRESS-FIT TAILS: TIN OVER NICKEL (LEAD FREE)
- ③ - PRODUCT SPECIFICATION: GS-12-1096
- ④ - APPLICATION SPECIFICATION GS-20-0361.
- ⑤ - PACKAGING MEETS GS-14-920 LEAD FREE LABELING SPECIFICATION.
- ⑥ - PRODUCT MARKING, (PROTOTYPE, PART NUMBER & LOT CODE), ON THIS SURFACE.
- ⑦ - THE MINIMUM VIA SPACING BETWEEN STACKED CONNECTORS WILL BE 2.0 mm OR 3.0 mm AS DEFINED BY NOTE 7 ON THE MATING RECEPTACLE CUSTOMER DRAWING. REFER TO THE APPLICATION SPECIFICATION FOR DETAILS.
- ⑧ - CONNECTOR OUTLINE MAY BE SCREEN PRINTED ONTO CUSTOMER PCB TO BE USED AS A GUIDE FOR MANUAL CONNECTOR PLACEMENT.
- ⑨ - REFER TO CUSTOMER DRAWING 10119933 FOR INFORMATION ON PCB HOLE DIAMETERS AND PLATING OPTIONS
- 10 - THIS PRODUCT MEETS THE EUROPEAN UNION DIRECTIVES & OTHER COUNTRY REGULATIONS AS DESCRIBED IN GS-47-0004.
- ⑪ - REFER TO APPLICATION SPECIFICATION FOR TRACE ROUTING EXAMPLES THAT INCLUDE DIMENSIONS FOR ANTIPADS, TRACE WIDTH, TRACE SPACING, ETC.
- 12 - THE HOUSING WILL WITHSTAND EXPOSURE TO 260° C FOR 10-30 SECONDS IN A CONVECTION, INFRA-RED OR VAPOR PHASE REFLOW OVEN.
- ⑬ - THE ADVANCED MATE HEADER, 10128351-2YYLF, WHEN MATED WITH AN ADVANCED MATE RECEPTACLE WILL PROVIDE 2 PAIRS OF MATING CONTACTS THAT MATE 0.75MM BEFORE THE REMAINDER OF THE SIGNAL AND GROUND CONTACTS.
- ⑭ - THE SHORT DETECT HEADER, 10128351-3YYLF, WHEN MATED WITH A STANDARD MATE RECEPTACLE WILL PROVIDE 1 PAIR OF MATING CONTACTS THAT MATE 1.00 MM AFTER THE REMAINDER OF THE SIGNAL AND GROUND CONTACTS.
- ⑮ - THE ADVANCED MATE/SHORT DETECT HEADER, 10128351-4YYLF, WHEN MATED WITH AN ADVANCED MATE RECEPTACLE, WILL PROVIDE 2 PAIRS OF MATING CONTACTS THAT MATE 0.75 MM BEFORE THE REMAINDER OF THE SIGNAL AND GROUND CONTACTS AND 1 PAIR OF MATING CONTACTS THAT MATE 1.00 MM AFTER THE REMAINDER OF THE SIGNAL AND GROUND CONTACTS.
- ⑯ - FOR CONNECTORS WITH EITHER A RIGHT OR LEFT GUIDE MODULE, ONE PHILLIPS PAN HEAD M2 HOLD DOWN SCREW MUST BE USED TO SECURE GUIDE PIN/CONNECTOR TO THE PCB. THE SCREW LENGTH SHALL BE 2.0 - 6.0mm PLUS THE THICKNESS OF THE BOARD. SCREW IS NOT PROVIDED WITH CONNECTOR.
- ⑰ - LEFT / RIGHT INTEGRATED GUIDE ORIENTATION IS DETERMINED BY THE LOCATION OF THE GUIDE FEATURES WHEN LOOKING AT THE MATING FACE OF THE RIGHT ANGLE RECEPTACLE. THE LEFT / RIGHT DESIGNATION OF THE MATING HEADER IS DEFINED BY THE RIGHT ANGLE RECEPTACLE THAT IT MATES WITH (i. e. A RIGHT GUIDE VERTICAL HEADER MATES WITH A RIGHT GUIDE RIGHT ANGLE RECEPTACLE.)
- ⑱ - ALL GROUND CONTACTS WITHIN A COLUMN ARE COMMONED.

Amphenol FCI

© 2016 AFCI

spec ref	SEE NOTES	dr	Heaven Cen	2014/01/08	projection	MM	size	A2	scale	2:1	
tolerance std	TOLERANCES UNLESS OTHERWISE SPECIFIED	eng	Peng-Bing Fu	2016/04/12		← →	ecn no	-	rel level	Preliminary	
ISO 406 ISO 1101		chr	-	-			product family	ExaMAX			
surface	linear	0.X	±.3	Amphenol FCI	title	ExaMAX VERTICAL HEADER	cat. no.	10128351	Product - Customer Drw	rev	7
ISO 1302		0.XX	±.10							ASS'Y, 6 PAIR, 120 POS, 6 IMLA	sheet 11 of 11
	angular	0°	±2°								