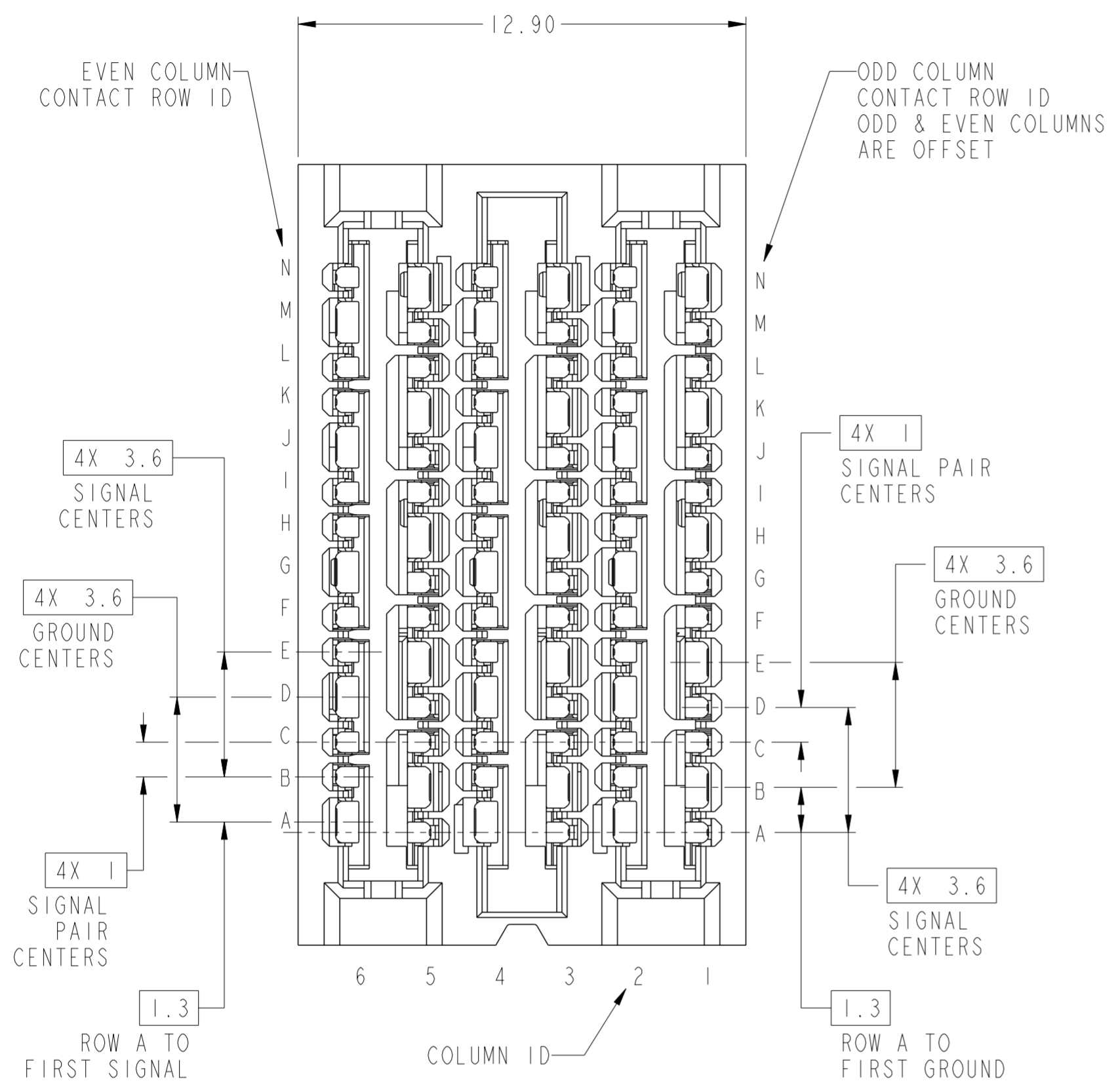
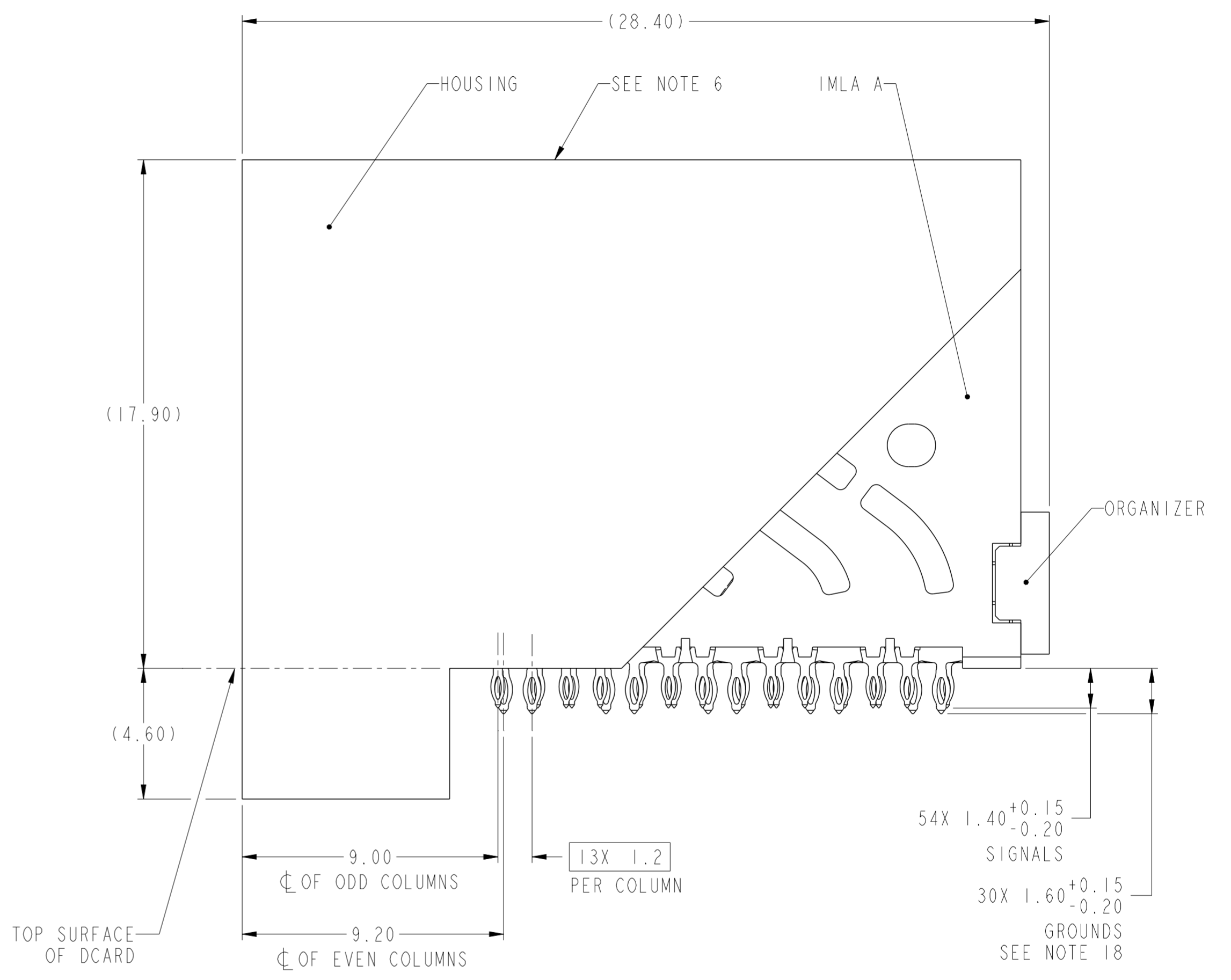


PRODUCT NUMBER  
SEE TABLE



**10137000-101LF  
STANDARD MATE RECEPTACLE**



spec ref	SEE NOTES	dr	Terry Luo	2015/11/16	projection	MM	size	A2	scale	7:1
tolerance std	TOLERANCES UNLESS OTHERWISE SPECIFIED	eng	Peng-Bing Fu	2016/03/30			ecn no	-	rel level	Preliminary
ISO 406		chr	-	product family						
ISO 1101		appr	-							
surface	linear	0.X	±.3		<b>ExaMAX R.A. RECEPTACLE</b>		dwg no 10137000	rev 3	Product - Customer Drw	
		0.XX	±.10		ASS'Y, 4 PR, 84 POS, 6 COL, THICK WALL				sheet 1 of 10	
ISO 1302	angular	0°	±°		cat. no.					

Amphenol FCI

© 2016 APCI

A

B

C

D

E

F

A

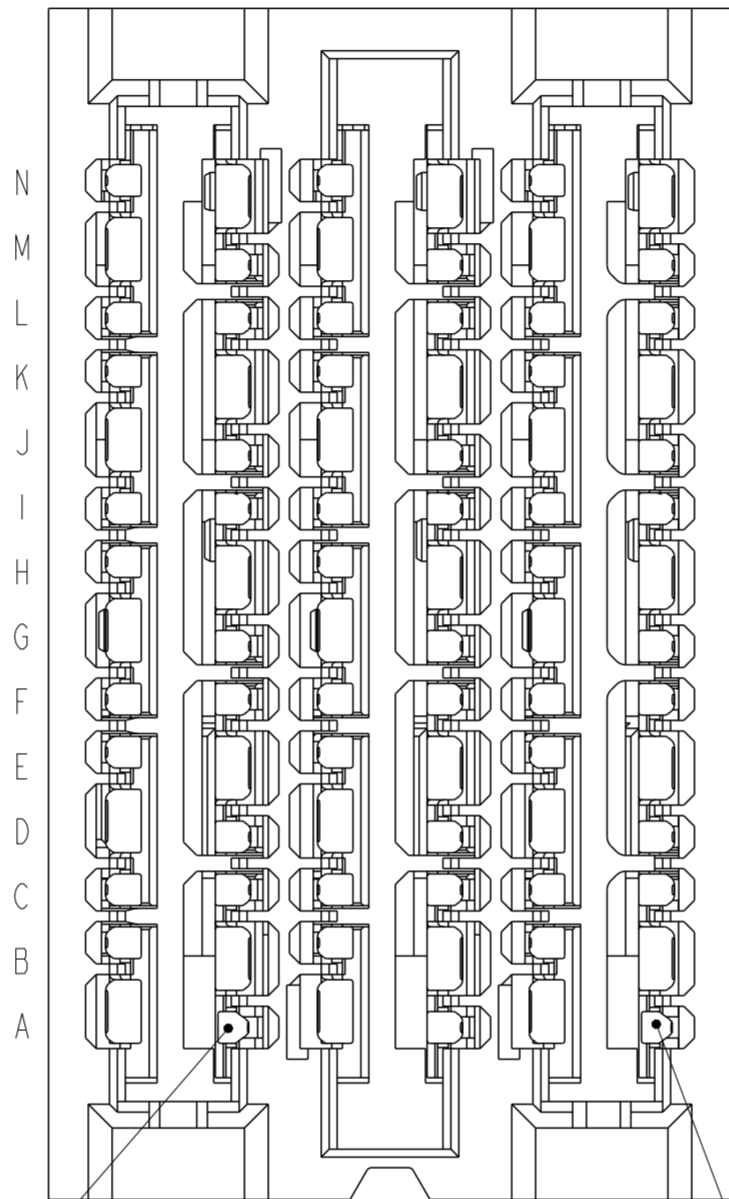
B

C

D

E

F



ADVANCED MATE  
POSITION A5  
SEE NOTE 13

ADVANCED MATE  
POSITION A1  
SEE NOTE 13

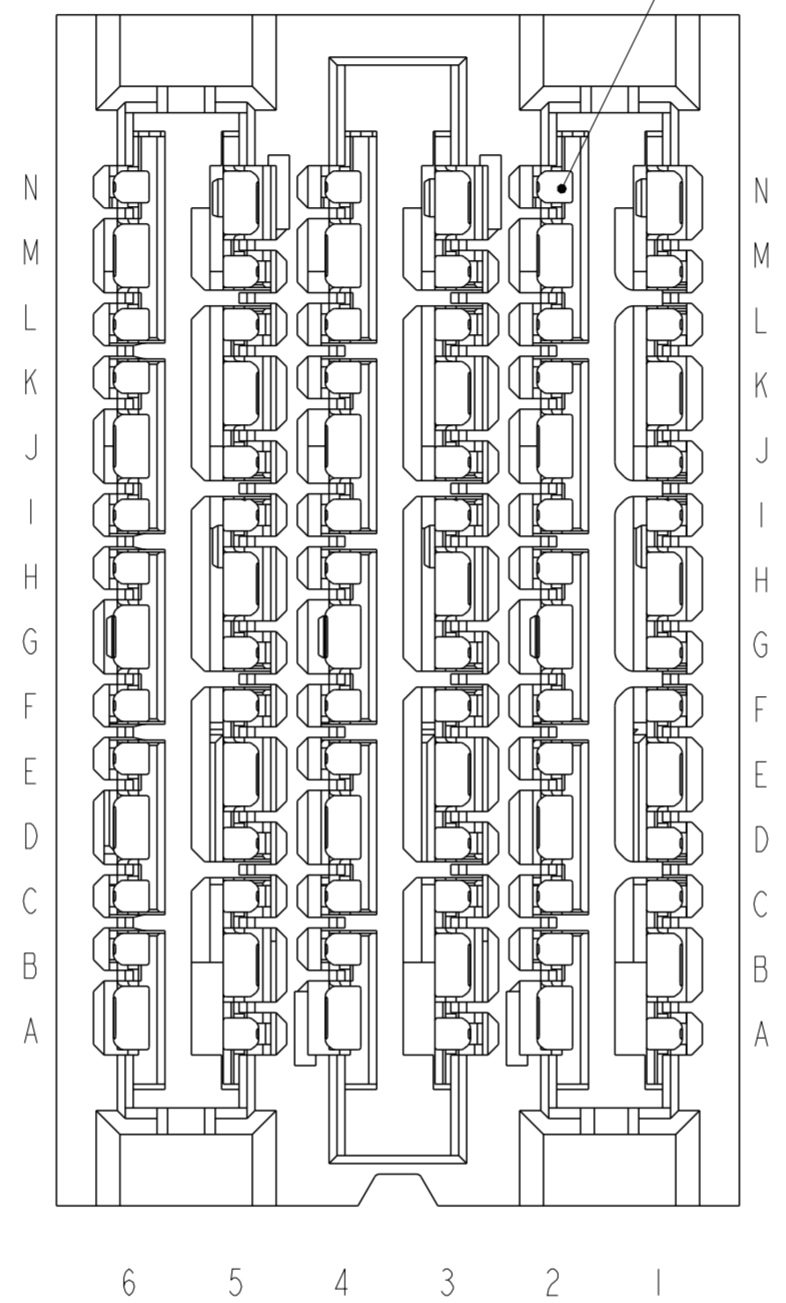
**10137000-201LF**  
**ADVANCED MATE RECEPTACLE**  
**ADVANCED MATE POSITIONS ARE POSITIONS A1 AND A5 ONLY**  
**FOR ALL DIMENSIONS SEE 10137000-101LF ON SHEET 1**

Amphenol  
FCi

© 2016 AFci

spec ref	SEE NOTES	dr	Terry Luo	2015/11/16	projection	MM	size	A2	scale	7:1
tolerance std	TOLERANCES UNLESS OTHERWISE SPECIFIED	eng	Peng-Bing Fu	2016/03/30		← MM →	ecn no	-	rel level	Preliminary
ISO 406		chr	-	-						
ISO 1101		appr	-	-	product family	ExaMax	rel level	Preliminary		
surface	linear	0.X	±.3	Amphenol FCi	title	ExaMAX R.A. RECEPTACLE	cat. no.	10137000	rev	3
		0.XX	±.10							
		0.XXX	±.050							
ISO 1302	angular	0°	±°			ASS'Y, 4 PR, 84 POS, 6 COL, THICK WALL				
Product - Customer Drw							sheet 2 of 10			

SHORT DETECT  
POSITION N2  
SEE NOTE 14

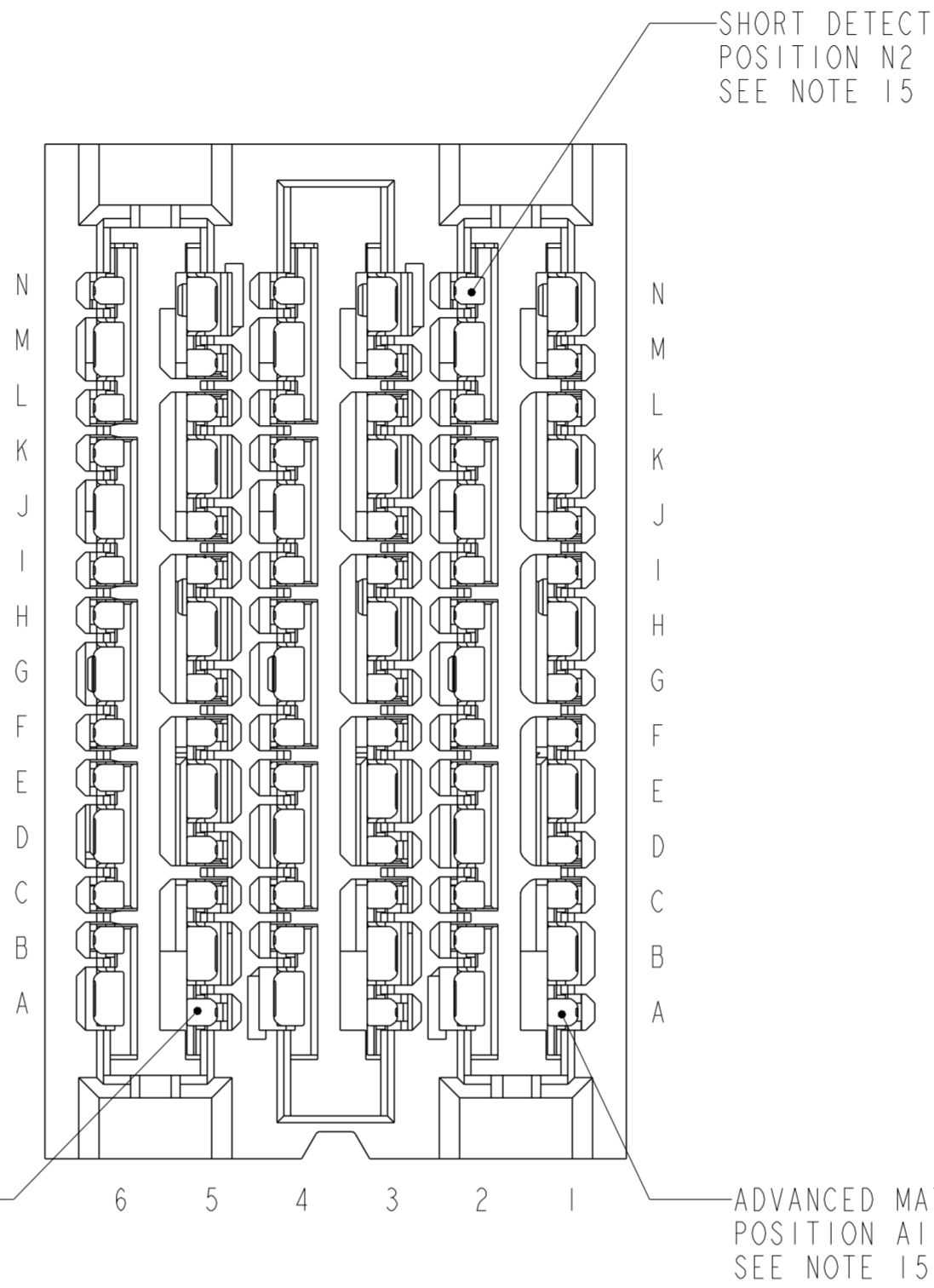


10137000-301LF  
SHORT DETECT RECEPTACLE  
SHORT DETECT POSITION IS N2  
FOR ALL DIMENSIONS SEE 10137000-101LF ON SHEET 1

Amphenol  
FCi

© 2016 AFci

spec ref	SEE NOTES	dr	Terry Luo	2015/11/16	projection	MM	size	A2	scale	7:1		
tolerance std	TOLERANCES UNLESS OTHERWISE SPECIFIED	eng	Peng-Bing Fu	2016/03/30		← MM →	ecn no	-	rel level	Preliminary		
ISO 406 ISO 1101		chr	-	-			product family	ExaMax				
surface	linear	0.X	±.3	Amphenol FCi	title	ExaMAX R.A. RECEPTACLE ASS'Y, 4 PR, 84 POS, 6 COL, THICK WALL	dwg no	10137000	rev	3		
ISO 1302		0.XX	±.10							cat. no.	Product - Customer Drw	sheet 3 of 10
	angular	0°	±°									

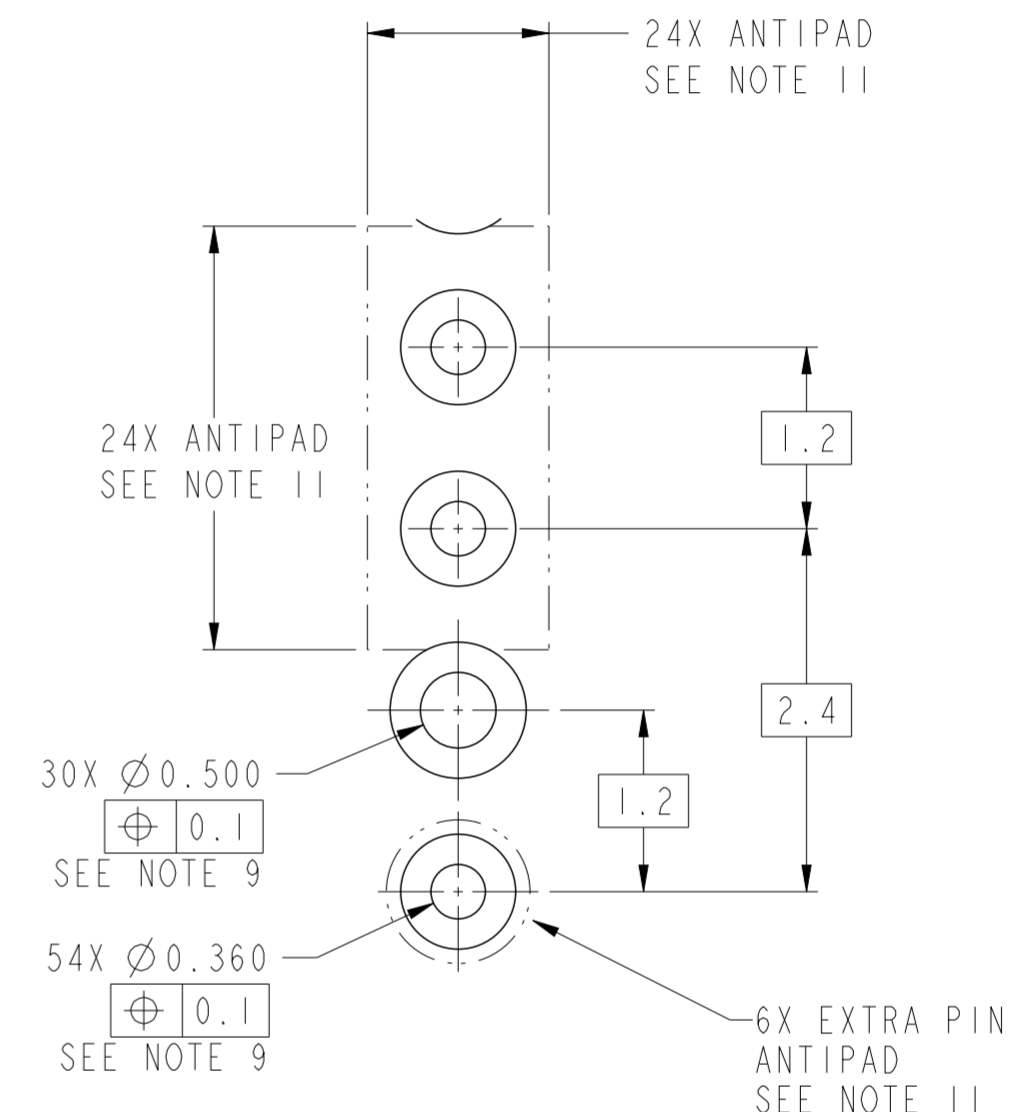
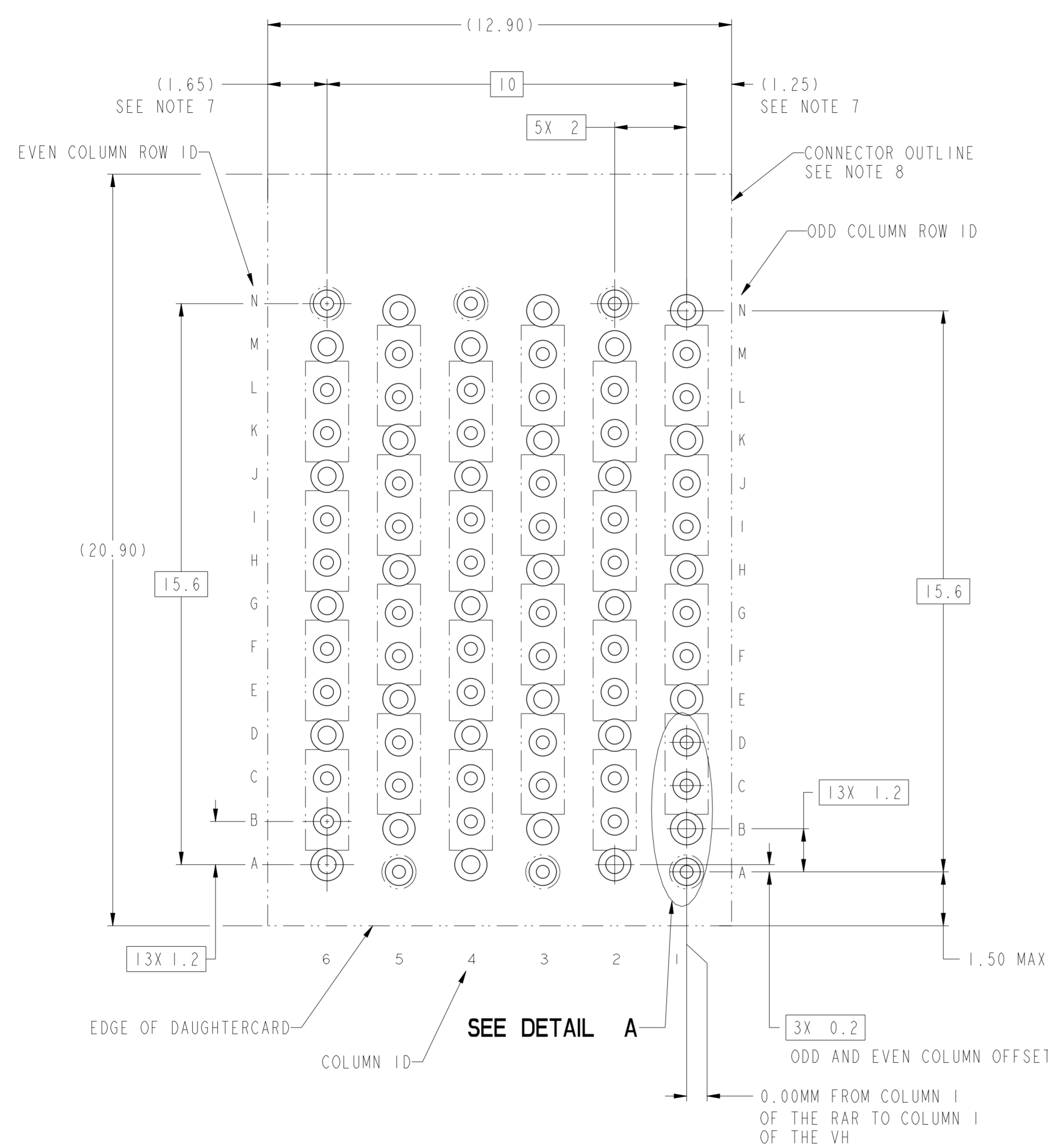


**10137000-401LF**  
**ADVANCED MATE/SHORT DETECT RECEPTACLE**  
**ADVANCED MATE POSITIONS ARE POSITIONS A1 AND A5 ONLY**  
**SHORT DETECT POSITION IS N2**  
**FOR ALL DIMENSIONS SEE 10137000-101LF ON SHEET 1**

**Amphenol  
FCI**

© 2016 APCI

spec ref	SEE NOTES	dr	Terry Luo	2015/11/16	projection	MM	size	A2	scale	7:1
tolerance std	TOLERANCES UNLESS OTHERWISE SPECIFIED	eng	Peng-Bing Fu	2016/03/30			ecn no	-	rel level	Preliminary
ISO 406		chr	-	cat. no.			Product - Customer Drw			
ISO 1101		appr	-	product family			ExaMax			
surface	linear	0.X	±.3		title ExaMAX R.A. RECEPTACLE ASS'Y, 4 PR, 84 POS, 6 COL, THICK WALL	dwg no 10137000	rev 3	sheet 4 of 10		
ISO 1302		0.XX	±.10							
	angular	0°	±°							

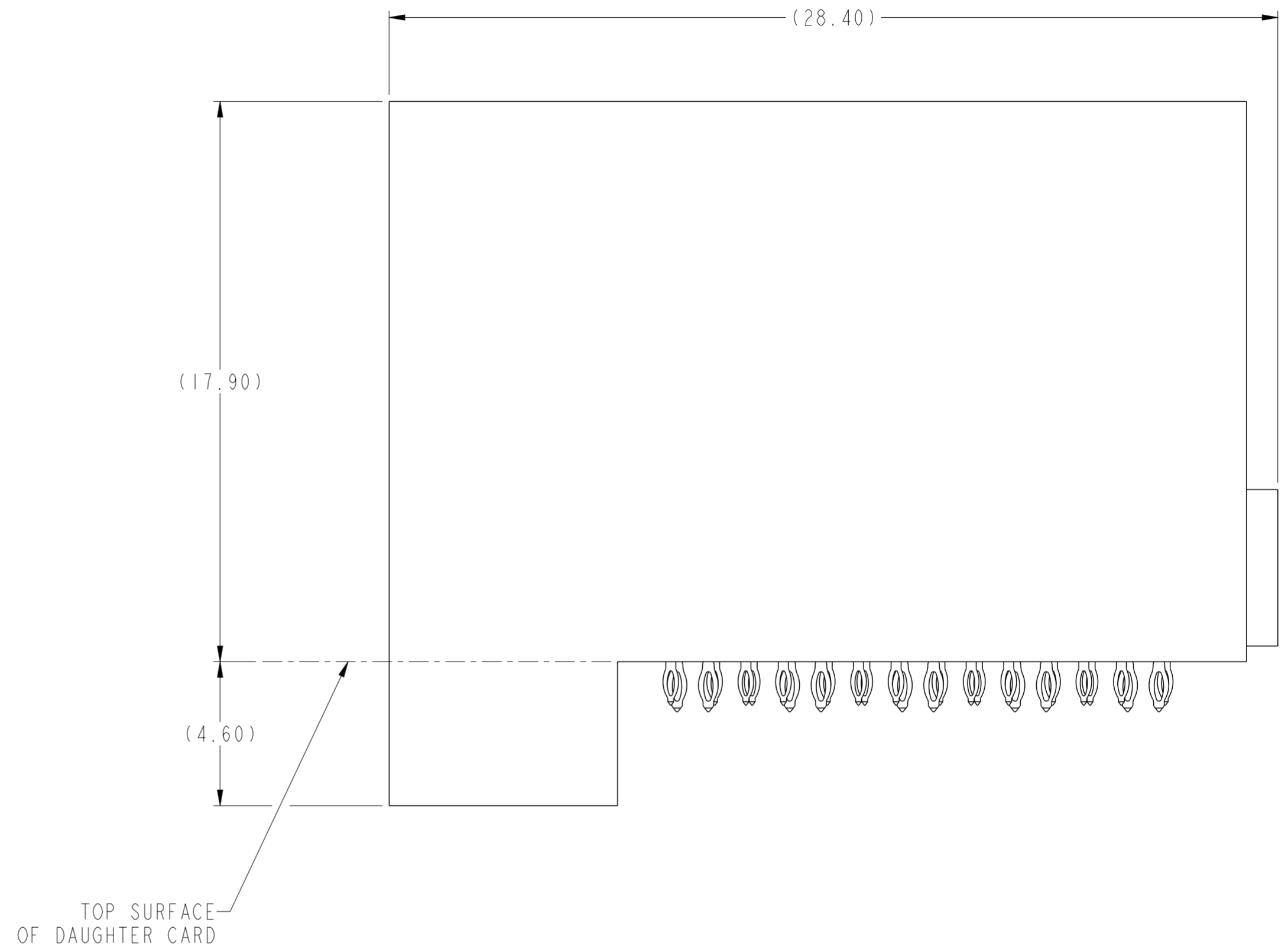
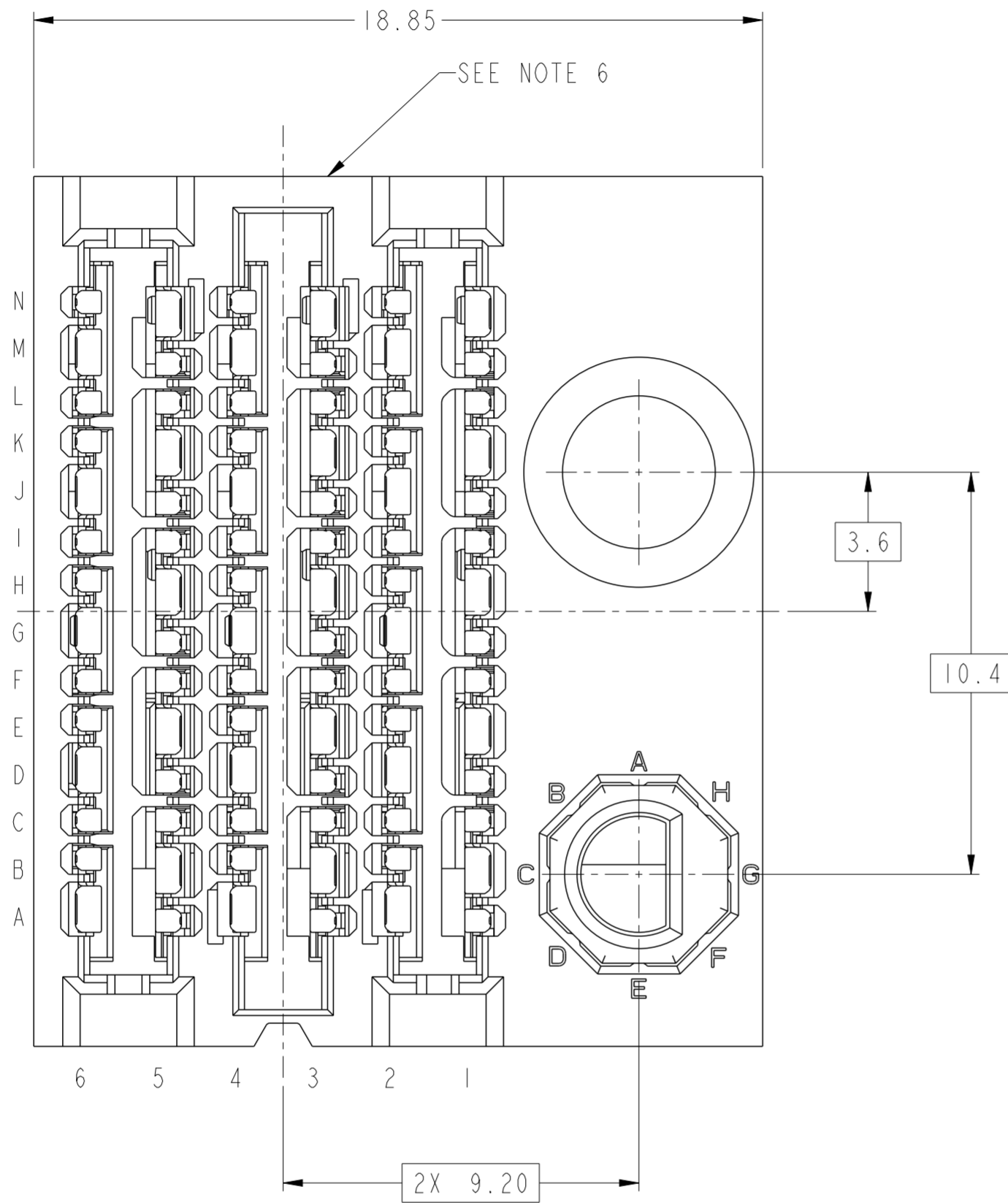


10137000-X01 RECOMMENDED PCB LAYOUT  
 COMPONENT SIDE  
 NOTES 7, 8, 9, & 11  
 SCALE 10:1

spec ref	SEE NOTES	dr	Terry Luo	2015/11/16	projection	MM	size	A2	scale	7:1
tolerance std	TOLERANCES UNLESS OTHERWISE SPECIFIED	eng	Peng-Bing Fu	2016/03/30			ecn no	-	rel level <b>Preliminary</b>	rev <b>3</b>
ISO 406 ISO 1101		chr	-	cat. no.			-	Product - Customer Drw		
surface	linear	0.X	±.3	<b>Amphenol FCI</b>		title ExaMAX R.A. RECEPTACLE ASS'Y, 4 PR, 84 POS, 6 COL, THICK WALL		dwg no 10137000		rev <b>3</b>
ISO 1302	angular	0°	±°							

Amphenol FCI

© 2016 AFCI

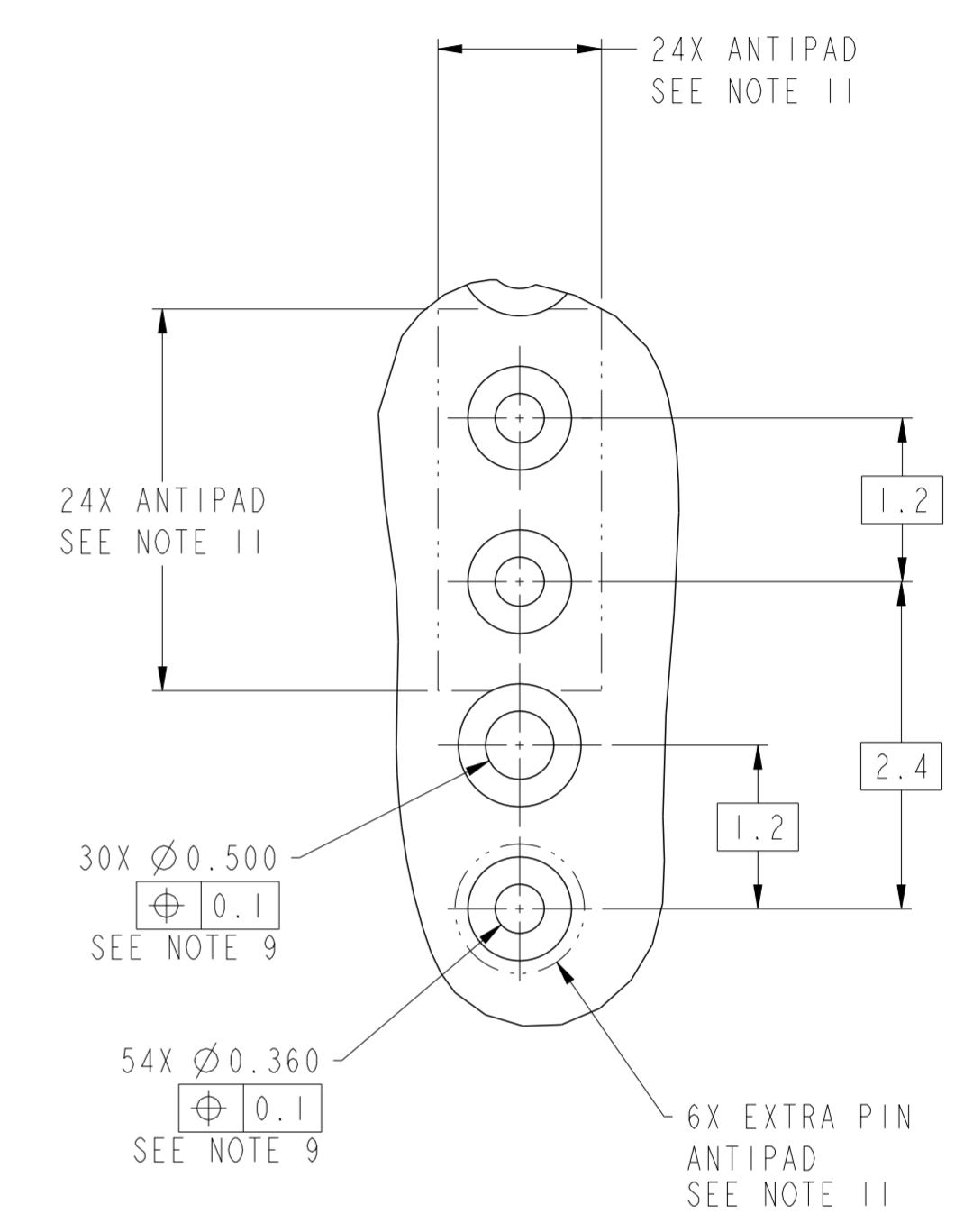
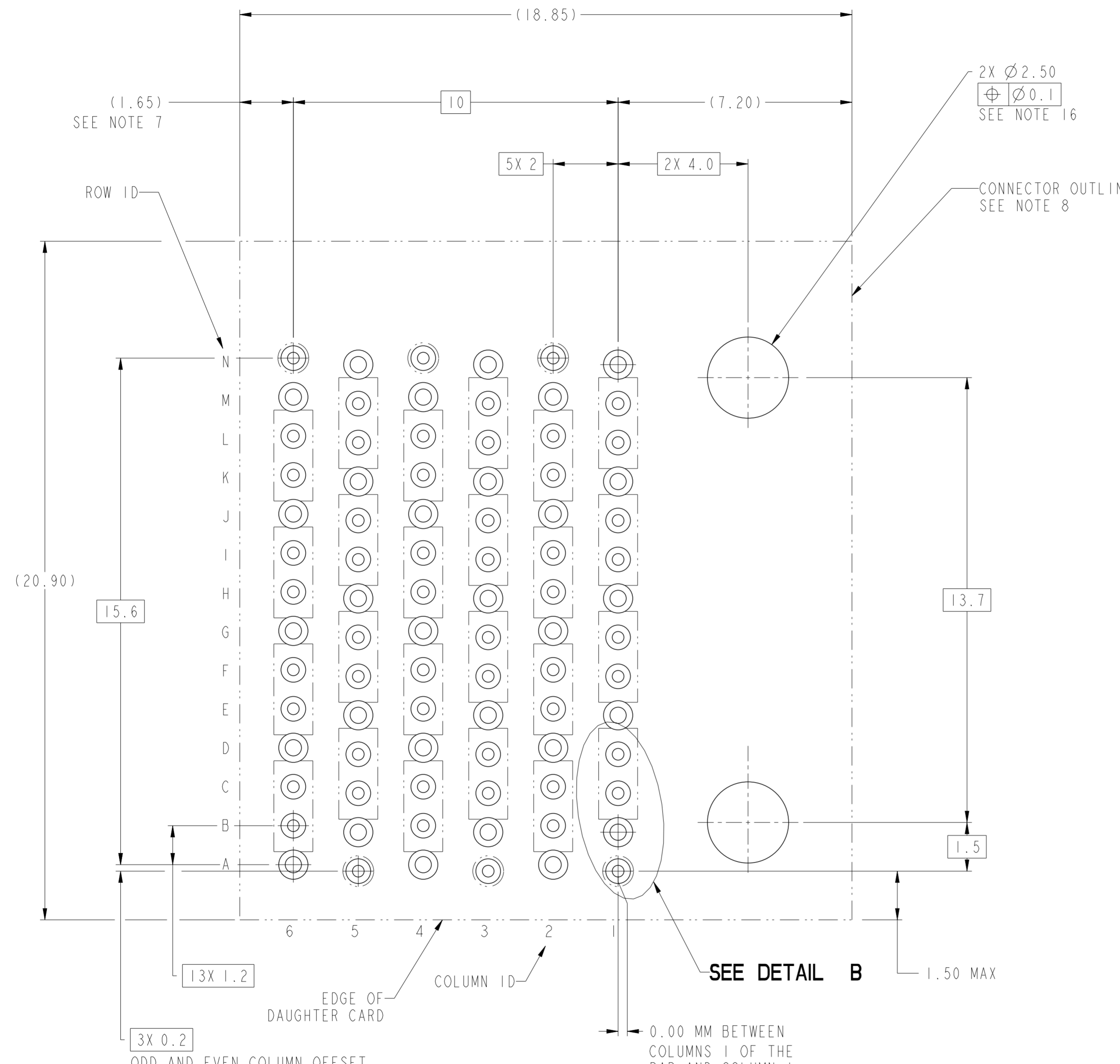


10137000-X1ALF THRU 10137000-X1JLF  
 RIGHT GUIDANCE (SEE NOTE 17)  
 FOR ALL OTHER DIMENSIONS SEE 10137000-101LF ON SHEET 1

Amphenol  
FCi

© 2016 AFCI

spec ref	SEE NOTES	dr	Terry Luo	2015/11/16	projection	MM	size	A2	scale	7:1
tolerance std	TOLERANCES UNLESS OTHERWISE SPECIFIED	eng	Peng-Bing Fu	2016/03/30			ecn no	-	rel level	Preliminary
ISO 406		chr	-							
ISO 1101		appr	-		product family	ExaMax	rel level			
surface	linear	0.X	±.3		title		ExaMAX R.A. RECEPTACLE ASS'Y, 4 PR, 84 POS, 6 COL, THICK WALL	dwg no 10137000	rev 3	
		0.XX	±.10		cat. no.					10125055-101LF
		0.XXX	±.050		Product - Customer Drw					sheet 6 of 10
	angular	0°	±°							



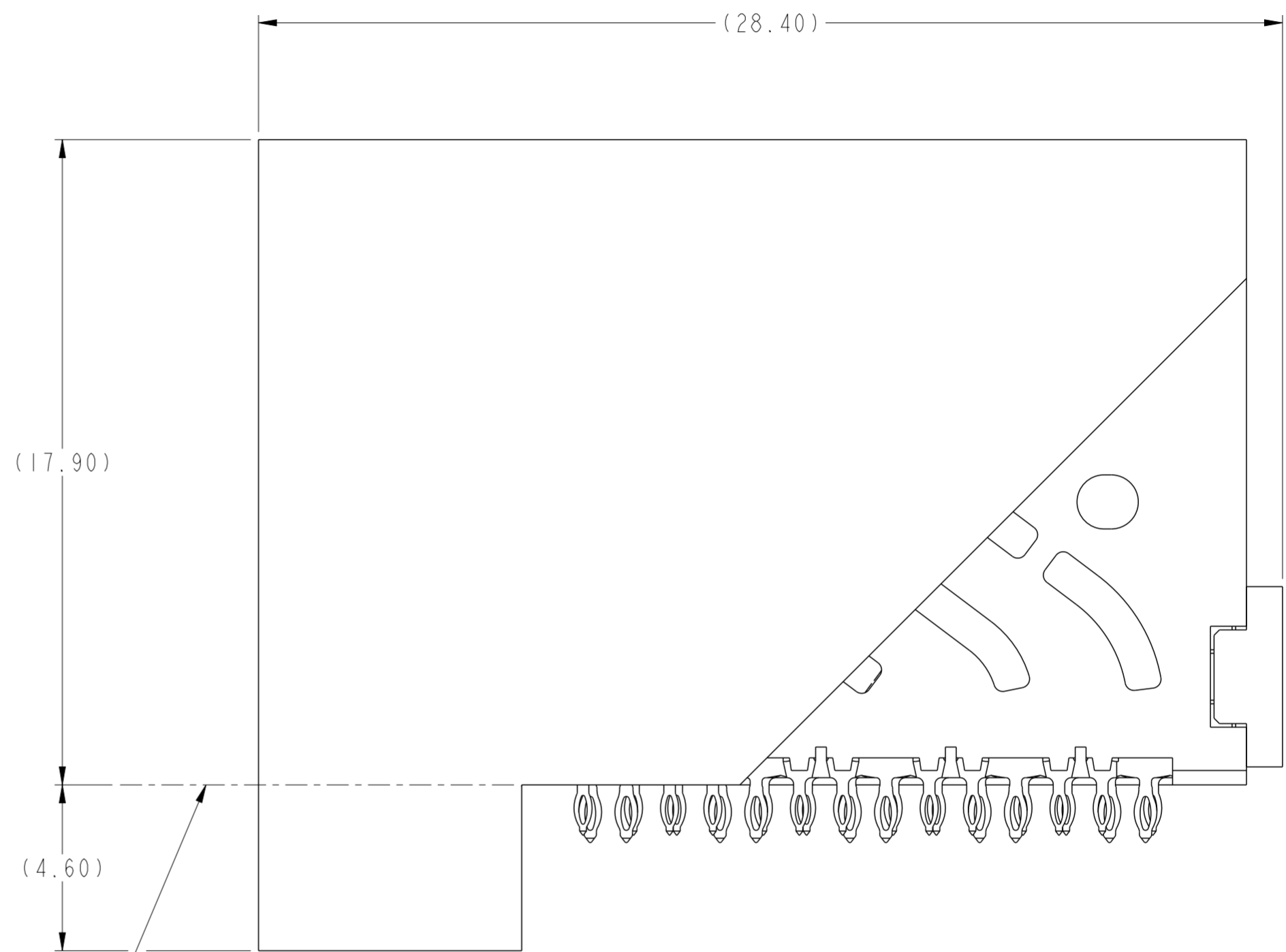
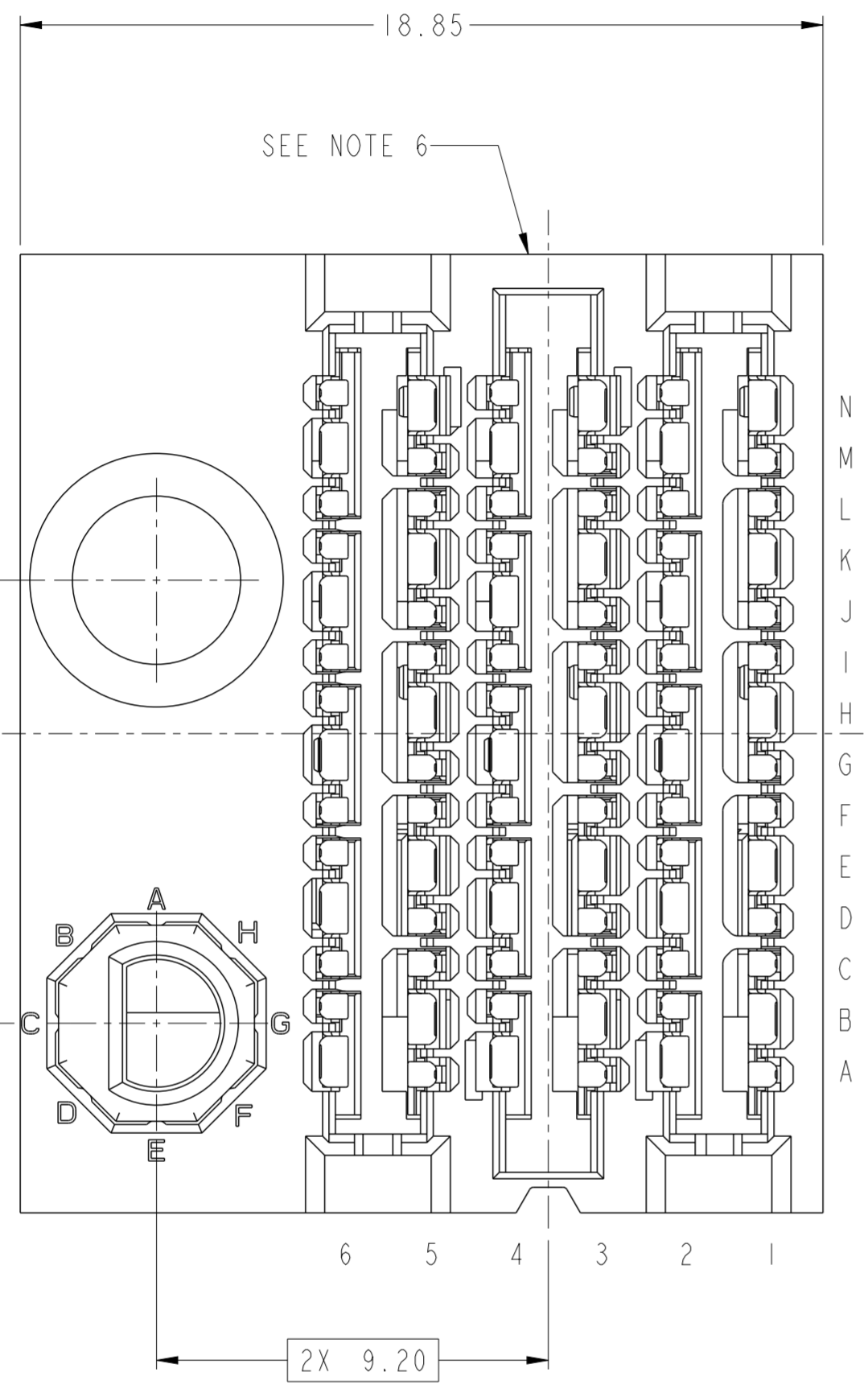
**DETAIL B**  
**SCALE 20:1**

**10137000-X1ALF THRU -X1JLF**  
**RECOMMENDED PCB LAYOUT**  
**COMPONENT SIDE**  
**NOTES 7, 8, 9, 11 & 16**  
**SCALE 10:1**

spec ref	SEE NOTES	dr	Terry Luo	2015/11/16	projection	MM	size	A2	scale	1:1		
tolerance std	TOLERANCES UNLESS OTHERWISE SPECIFIED	eng	Peng-Bing Fu	2016/03/30			ecn no	-	rel level	Preliminary		
ISO 406		chr	-									
ISO 1101		appr	-		product family	-						
surface	linear				<b>ExaMAX R.A. RECEPTACLE</b> ASS'Y, 4 PR, 84 POS, 6 COL, THICK WALL			10137000		rev <b>3</b>		
	angular										0°	±°
ISO 1302												
cat. no.					Product - Customer Drw			sheet 7 of 10				

Amphenol FCI

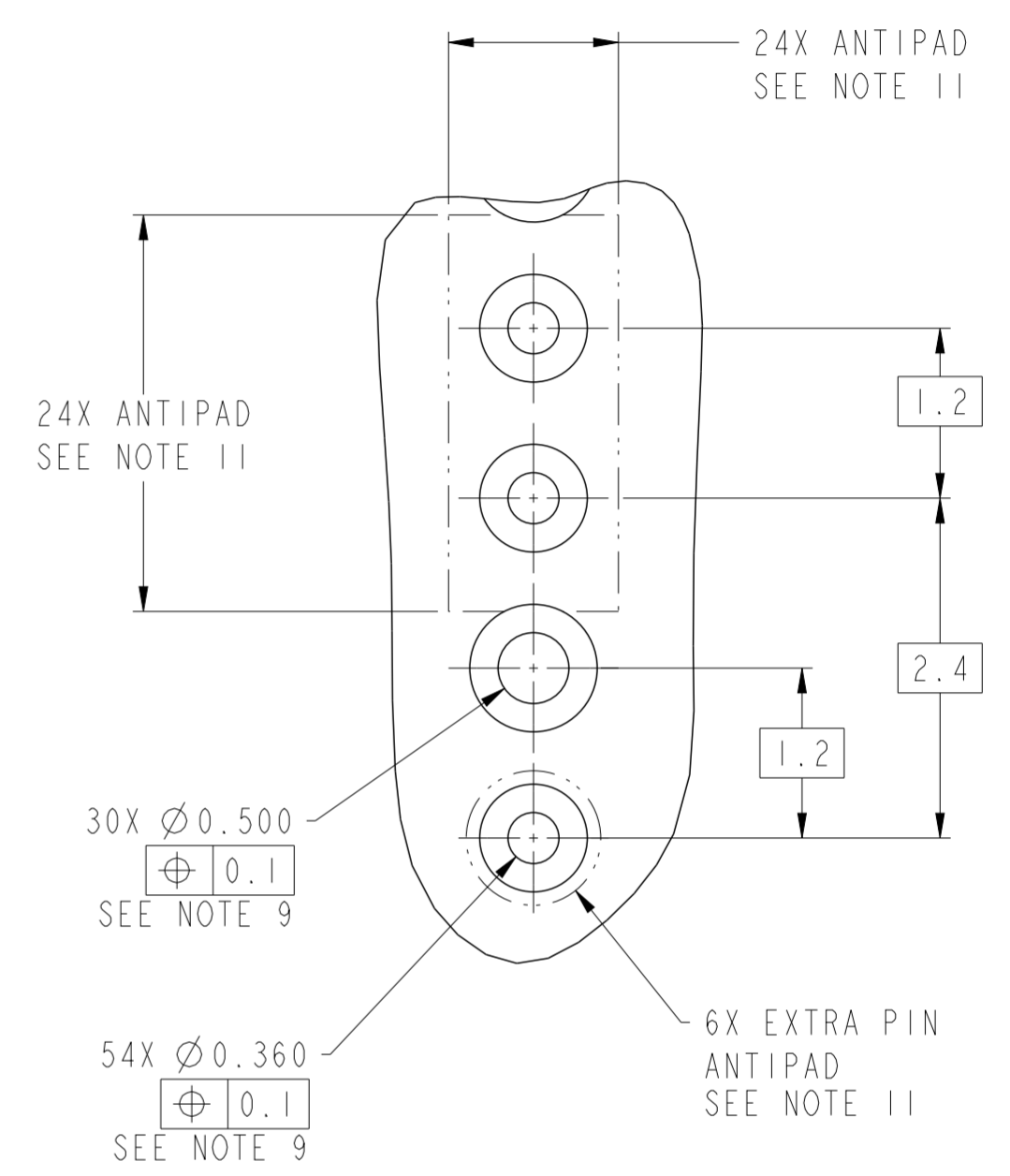
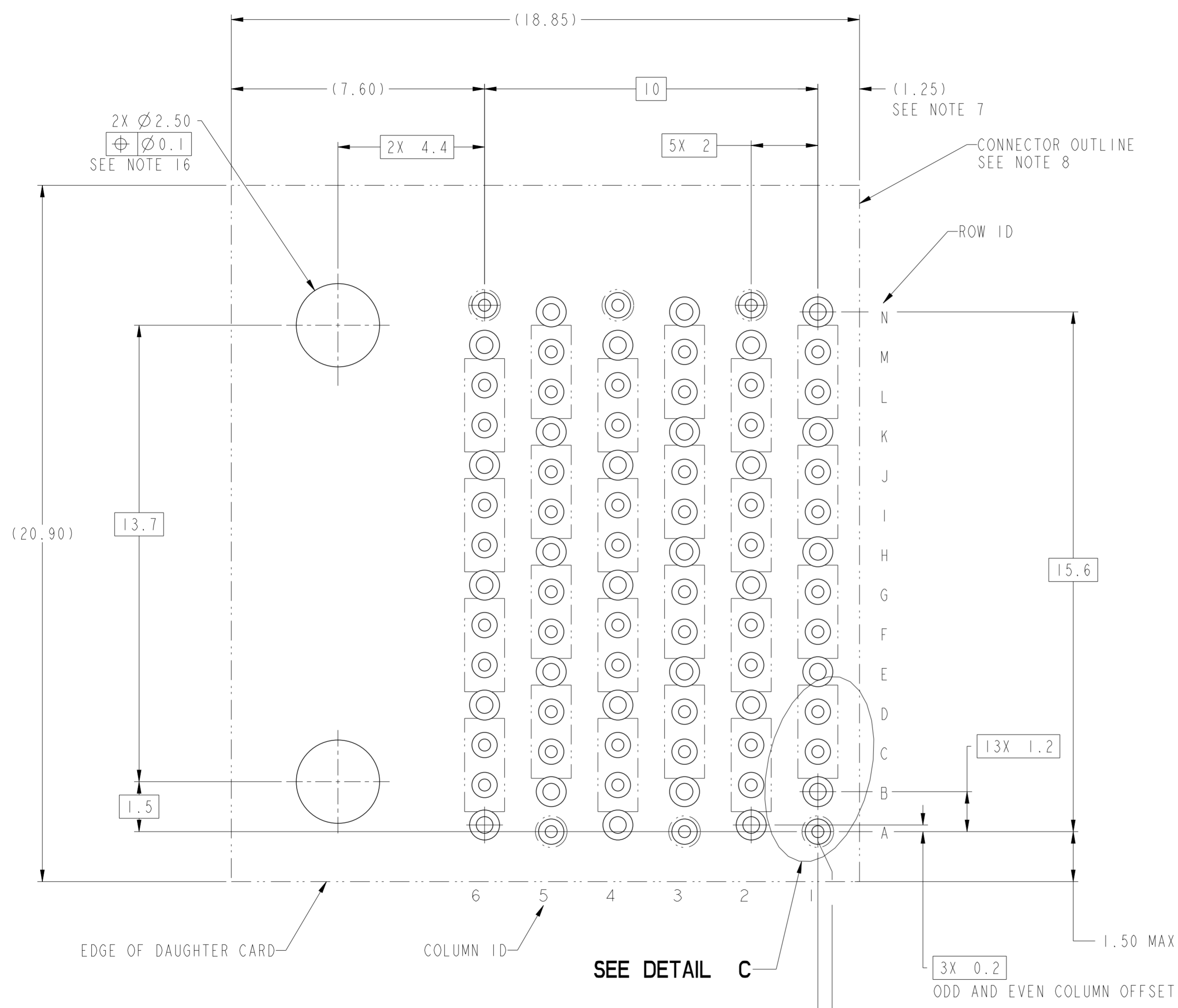
© 2016 AFCI



10137000-X2ALF THRU 10137000-X2JLF  
 LEFT GUIDANCE (SEE NOTE 17)  
 FOR ALL OTHER DIMENSIONS SEE 10137000-101LF ON SHEET 1

spec ref	SEE NOTES	dr	Terry Luo	2015/11/16	projection	MM	size	A2	scale	7:1
tolerance std	TOLERANCES UNLESS OTHERWISE SPECIFIED	eng	Peng-Bing Fu	2016/03/30			ecn no	-	rel level	Preliminary
ISO 406		chr	-							
ISO 1101		appr	-		product family	ExaMax				
surface	linear	0.X	±.3		title		ExaMAX R.A. RECEPTACLE	dwg no 10137000	rev 3	
		0.XX	±.10		title		ASS'Y, 4 PR, 84 POS, 6 COL, THICK WALL			
		0.XXX	±.050		cat. no.		10125055-101LF			
ISO 1302	angular	0°	±°	Product - Customer Drw		sheet 8 of 10				





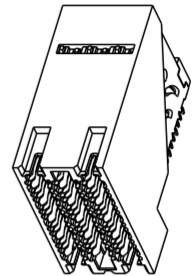
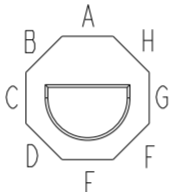
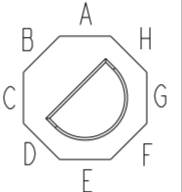
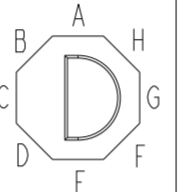
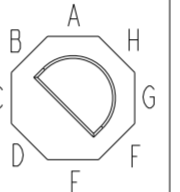
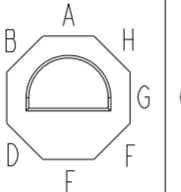
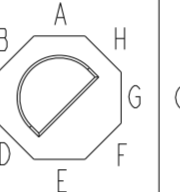
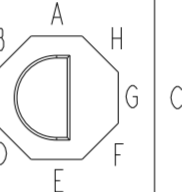
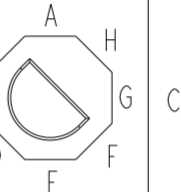
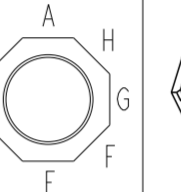
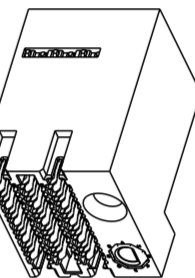
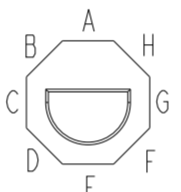
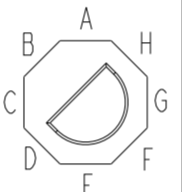
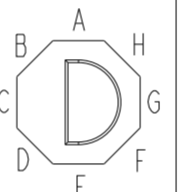
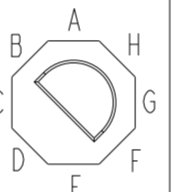
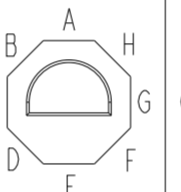
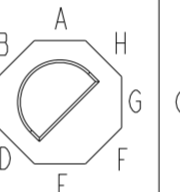
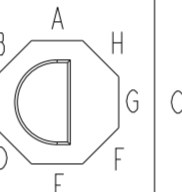
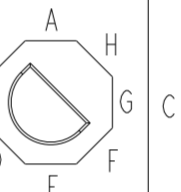
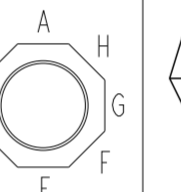
DETAIL C  
SCALE 20:1

10137000-X2ALF THRU -X2JLF  
RECOMMENDED PCB LAYOUT  
COMPONENT SIDE  
NOTES 7, 8, 9, 11 & 16  
SCALE 10:1

spec ref	SEE NOTES	dr	Terry Luo	2015/11/16	projection	MM	size	A2	scale	7:1
tolerance std	TOLERANCES UNLESS OTHERWISE SPECIFIED	eng	Peng-Bing Fu	2016/03/30			ecn no	-	rel level	Preliminary
ISO 406		chr	-							
ISO 1101		appr	-		product family	-				
surface	linear	Amphenol FCI			title		ExaMAX R.A. RECEPTACLE		dwg no	10137000
	angular				ASS'Y, 4 PR, 84 POS, 6 COL, THICK WALL		rev		3	
ISO 1302					cat. no.		Product - Customer Drw		sheet 9 of 10	

10137000 - Y Y Y L F

ASSEMBLY PART NUMBER	DESCRIPTION
10137000-1YYLF	STANDARD MATE
10137000-2YYLF	ADVANCED MATE
10137000-3YYLF	SHORT DETECT
10137000-4YYLF	ADVANCED MATE & SHORT DETECT

MODULE DESCRIPTION	DESIGNATION REPRESENTED IN DASH NUMBER										BASE MODULE
	1A	1B	1C	1D	1E	1F	1G	1H	1J (NO KEY)		
WITHOUT END GUIDES MODULE (SEE SHEET 1)	01										
RIGHT GUIDANCE MODULE (SEE SHEET 6)											
	LEFT GUIDANCE MODULE (SEE SHEET 8)										

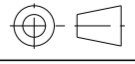
NOTES:

- ① - CONNECTOR MATERIALS:  
HOUSING: HIGH TEMP THERMOPLASTIC, BLACK, UL94-V0  
IMLA PLASTIC: HIGH TEMP THERMOPLASTIC, BLACK, UL94-V0  
CONTACT: COPPER ALLOY  
ORGANIZER: HIGH TEMP THERMOPLASTIC, BLACK, UL94-V0
- 2 - CONTACT PLATING:  
SEPARABLE INTERFACE:  
PERFORMANCE-BASED PLATING, QUALIFIED TO MEET THE REQUIREMENTS OF FCI PRODUCT SPECIFICATION GS-12-1096 INCLUDING TELCORDIA GR-1217-CORE (NOVEMBER 1995) CENTRAL OFFICE TEST SEQUENCE  
  
PRESS-FIT TAILS: TIN OVER NICKEL (LEAD FREE)
- 3 - PRODUCT SPECIFICATION: GS-12-1096
- 4 - APPLICATION SPECIFICATION GS-20-0361.
- 5 - PACKAGING MEETS GS-14-920 LEAD FREE LABELING SPECIFICATION.
- ⑥ - PRODUCT MARKING, (PROTOTYPE, PART NUMBER & LOT CODE), ON THIS SURFACE.
- ⑦ - THE MINIMUM VIA SPACING BETWEEN STACKED CONNECTORS IS 3.0 MM FOR THIS RAR AND THE MATING HEADER. REFER TO THE APPLICATION SPECIFICATION FOR DETAILS.
- ⑧ - CONNECTOR OUTLINE MAY BE SCREEN PRINTED ONTO CUSTOMER PCB TO BE USED AS A GUIDE FOR MANUAL CONNECTOR PLACEMENT.
- ⑨ - REFER TO CUSTOMER DRAWING 10119933 FOR INFORMATION ON PCB HOLE DIAMETERS AND PLATING OPTIONS
- ⑩ - THIS PRODUCT MEETS THE EUROPEAN UNION DIRECTIVES & OTHER COUNTRY REGULATIONS AS DESCRIBED IN GS-47-0004.
- ⑪ - REFER TO APPLICATION SPECIFICATION FOR TRACE ROUTING EXAMPLES THAT INCLUDE DIMENSIONS FOR ANTIPADS, TRACE WIDTH, TRACE SPACING, ETC.
- 12 - THE HOUSING WILL WITHSTAND EXPOSURE TO 260° C FOR 10-30 SECONDS IN A CONVECTION, INFRA-RED OR VAPOR PHASE REFLOW OVEN.
- ⑬ - THE ADVANCED MATE RECEPTACLE, 10137000-2XXLF, WHEN MATED WITH AN ADVANCED MATE HEADER WILL PROVIDE 2 PAIRS OF MATING CONTACTS THAT MATE 0.75MM BEFORE THE REMAINDER OF THE SIGNAL AND GROUND CONTACTS.

- ⑭ - THE SHORT DETECT RECEPTACLE, 10137000-3XXLF, WHEN MATED WITH A STANDARD MATE HEADER WILL PROVIDE 1 PAIR OF MATING CONTACTS THAT MATE 1.00MM AFTER THE REMAINDER OF THE SIGNAL AND GROUND CONTACTS.
- ⑮ - THE ADVANCE MATE/SHORT DETECT RECEPTACLE, 10137000-4XXLF, WHEN MATED WITH AN ADVANCED MATE HEADER WILL PROVIDE 2 PAIRS OF MATING CONTACTS THAT MATE 0.75MM BEFORE THE REMAINDER OF THE SIGNAL AND GROUND CONTACTS AND 1 PAIR OF MATING CONTACTS THAT MATE 1.00MM AFTER THE REMAINDER OF THE SIGNAL AND GROUND CONTACTS.
- ⑯ - FOR CONNECTORS WITH EITHER A RIGHT OR LEFT GUIDE MODULE, TWO PHILLIPS PAN HEAD M2 HOLD DOWN SCREW MUST BE USED TO SECURE THE CONNECTOR TO THE PCB. THE SCREW LENGTH SHALL BE 2.0-6.0mm PLUS THE THICKNESS OF THE BOARD. SCREWS ARE NOT PROVIDED WITH CONNECTOR.
- ⑰ - LEFT / RIGHT INTEGRATED GUIDE ORIENTATION IS DETERMINED BY THE LOCATION OF THE GUIDE FEATURE WHEN LOOKING AT THE MATING FACE OF THE RIGHT ANGLE RECEPTACLE. THE LEFT / RIGHT DESIGNATION OF THE MATING HEADER IS DEFINED BY THE RIGHT ANGLE RECEPTACLE THAT IT MATES WITH (i. e. A RIGHT GUIDE VERTICAL HEADER MATES WITH A RIGHT GUIDE RIGHT ANGLE RECEPTACLE.)
- ⑱ - ALL GROUND CONTACTS ARE COMMONED WITHIN A COLUMN.

Amphenol FCI

© 2016 AFCI

spec ref	SEE NOTES	dr	Terry Luo	2015/11/16	projection	MM	size	A2	scale	1:1
tolerance std	TOLERANCES UNLESS OTHERWISE SPECIFIED	eng	Peng-Bing Fu	2016/03/30		← →	ecn no	-	rel level	Preliminary
ISO 406		chr	-							
ISO 1101		appr	-		product family	-	cat. no.	-	Product - Customer Drw	sheet 10 of 10
surface	linear	0.X	±.3	Amphenol FCI	title	ExaMAX R.A. RECEPTACLE	dwg no	10137000	rev	3
		0.XX	±.10							
		0.XXX	±.050							
ISO 1302	angular	0°	±°							