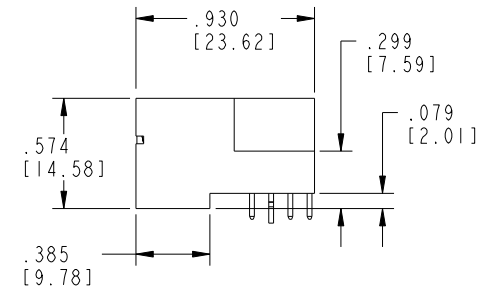
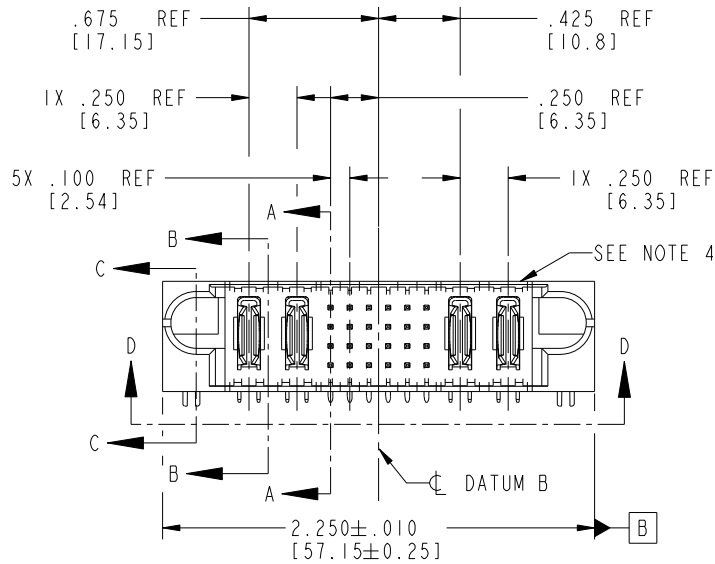
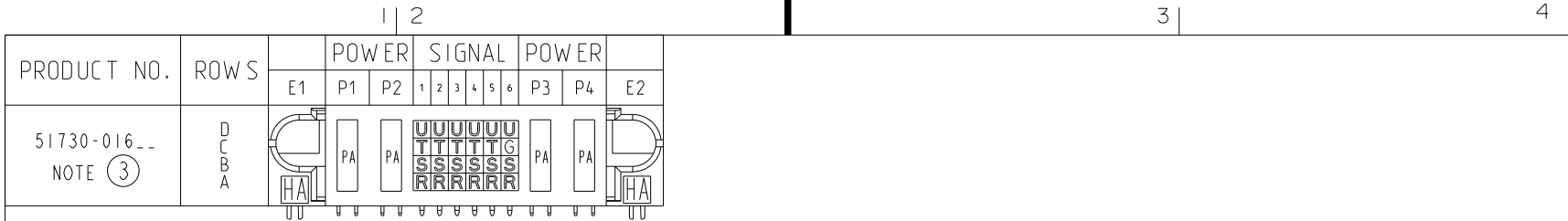


Tous droits strictement réservés. Reproduction ou communication a des tiers interdite sous quelque forme que ce soit sans autorisation écrite du propriétaire. Propriété de c FCI. Droits de reproduction FCI.



All rights strictly reserved. Reproduction or issue to third parties in any form whatever is not permitted without written authority from the proprietor. Property of FCI. Copyright FCI.



CODE	DIM "M" MATING LENGTH	CONTACT TYPE
G	.220 [5.59]	SIGNAL
R	.270 [6.86]	SIGNAL
S	.270 [6.86]	SIGNAL
T	.270 [6.86]	SIGNAL
U	.270 [6.86]	SIGNAL
PA	N/A [N/A]	POWER
HA	N/A [N/A]	HOLD-DOWN

mat'l code SEE NOTE 2				tolerances unless otherwise specified		CUSTOMER		www.fciconnect.com	
ltr	ecn no.	dr	date	linear	.XX±.01/0.X±0.3	COPY		title	
H	DG07-0498	JC	03/26/08		.XXX±.005/0.XX±0.13	projection		2P + 24S + 2P	
J	DG08-0272	W D	09/25/08	angles	.XXX±.002/0.XXX±0.051			RIGHT ANGLE SOLDER HEADER	
					0° ± 2°			product family	
				dr	J. SHAFFER 01-22-02	scale		PwrBlade	
				enrg	M. MOSTOLLER 01-22-02	1:1		code	
				chr	M. MOSTOLLER 01-22-02			213	
				appd	M. MOSTOLLER 01-22-02			sheet	
sheet index	revision sheet	J 1	J 2	J 3	J 4			1 of 4	
								A 51730-016	

B

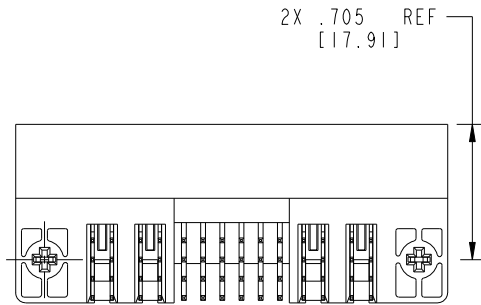
B

Tous droits strictement réservés. Reproduction ou communication a des tiers interdite sous quelque forme que ce soit sans autorisation écrite du propriétaire. Propriete de c FCI. Droits de reproduction FCI.

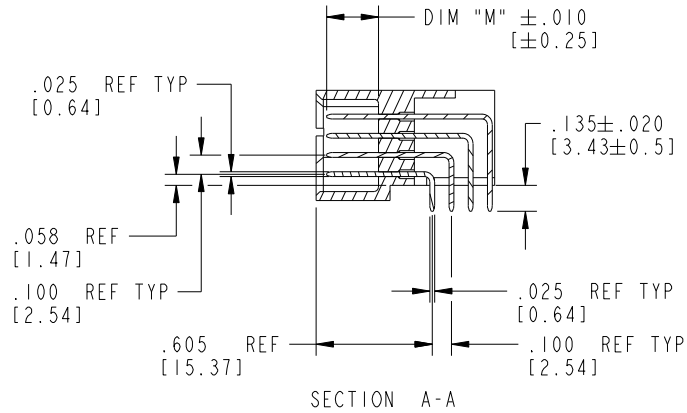
All rights strictly reserved. Reproduction or issue to third parties in any form whatever is not permitted without written authority from the proprietor. Property of FCI. Copyright FCI.



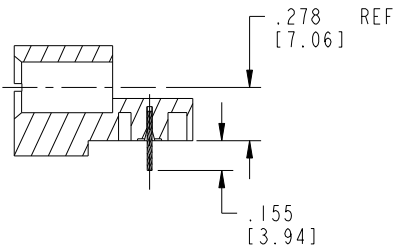
PRODUCT NUMBER  
51730-016\_\_  
NOTE ③



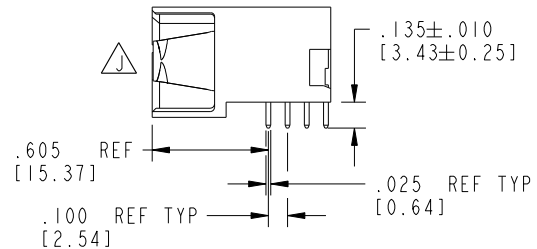
VIEW D-D



SECTION A-A



SECTION C-C



SECTION B-B

mat'l code		SEE NOTE 2		tolerances unless otherwise specified		CUSTOMER		 www.fciconnect.com	
ltr	ecn no.	dr	date	linear	.XX±.01/0.X±0.3	projection	title		
J					.XX±.005/0.XX±0.13		2P + 24S + 2P		
				angles	.XXX±.0020/0.XXX±0.051		RIGHT ANGLE SOLDER HEADER		
				dr	J. SHAFFER 01-22-02	INCH/MM	product family	PwrBlade	code
				engr	M. MOSTOLLER 01-22-02	scale	size	dwg no	213
				chr	M. MOSTOLLER 01-22-02	1:1	A	51730-016	sheet
				appd	M. MOSTOLLER 01-22-02				2 of 4
sheet index	revision sheet								

Pro/E

PDM: Rev:3

STAT: Released

Printed: Dec 20, 2010

1 | 2

3 |

4

A

A

B

B

1 | 2

3 |

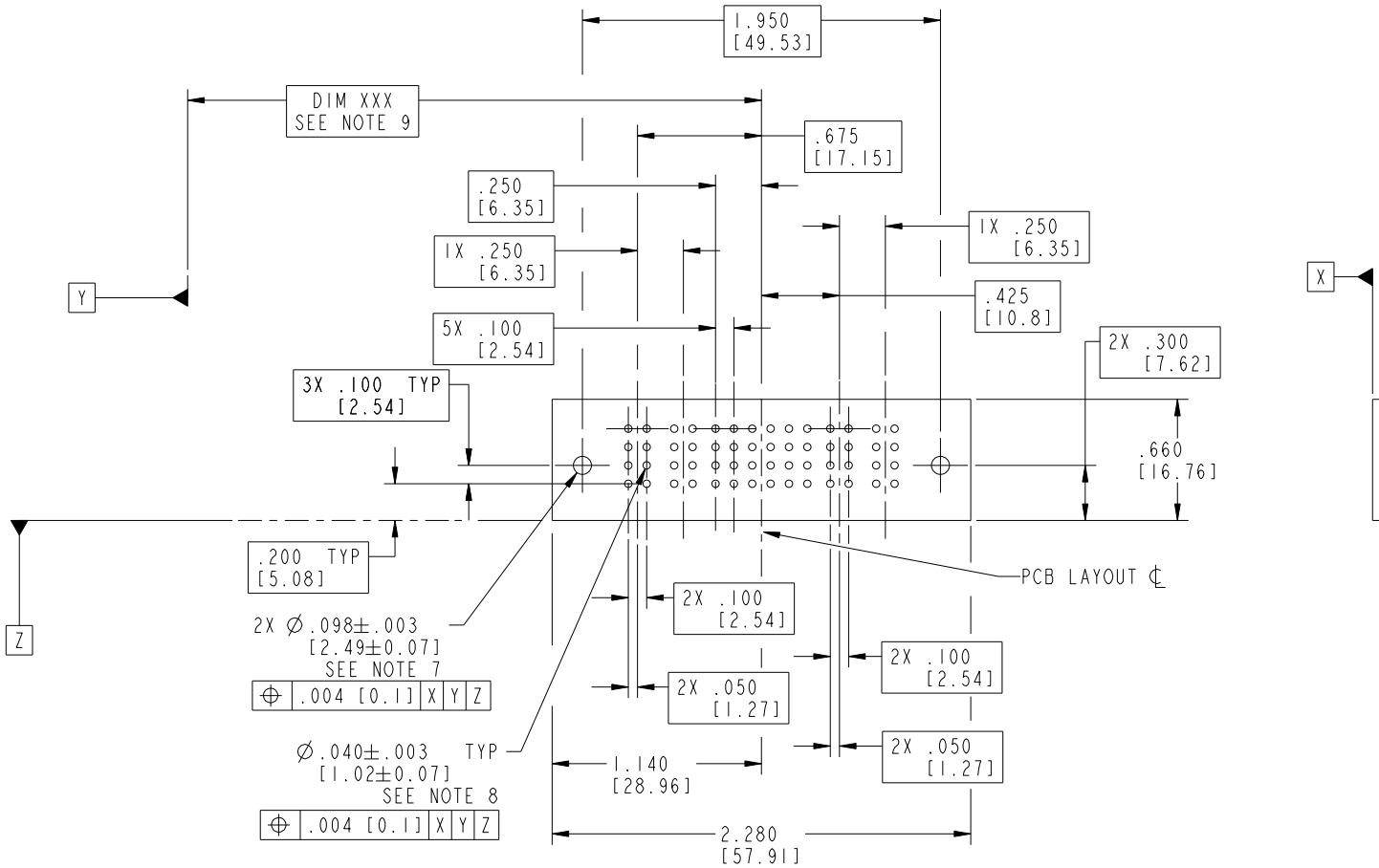
4

Tous droits strictement réservés. Reproduction ou communication a des tiers interdite sous quelque forme que ce soit sans autorisation écrite du propriétaire. Propriete de c FCI. Droits de reproduction FCI.



All rights strictly reserved. Reproduction or issue to third parties in any form whatever is not permitted without written authority from the proprietor. Property of FCI. Copyright FCI.

PRODUCT NUMBER  
51730-016\_\_  
NOTE ③



RECOMMENDED PCB LAYOUT

mat'l code		SEE NOTE 2		tolerances unless otherwise specified		CUSTOMER		 www.fciconnect.com	
ltr	ecn no.	dr	date	linear	.XX±.01/0.X±0.3	projection	title		
J				angles	.XXX±.005/0.XX±0.13		2P + 24S + 2P		
					.XXX±.002/0.XXX±0.051		RIGHT ANGLE SOLDER HEADER		
				dr	0°±2°	INCH/MM	product family		code
				enrg	J. SHAFFER 01-22-02	1:1	PwrBlade		213
				chr	M. MOSTOLLER 01-22-02		size	dwg no	sheet
				appd	M. MOSTOLLER 01-22-02		A	51730-016	3 of 4
sheet index	revision sheet								

cage code 22516

Pro/E

PDM: Rev:3

STATUS: Released

Printed: Dec 20, 2010

PRODUCT NUMBER  
 51730-016\_\_  
 NOTE ③

NOTES:

1. DIMENSIONS AND TOLERANCES ARE IN ACCORDANCE WITH ASME Y14.5M, 1994 UNLESS OTHERWISE SPECIFIED.

CONNECTORS NOTES:

② HOUSING MATERIAL: UL 94 V-0 GLASS FILLED HIGH TEMP THERMO PLASTIC  
 POWER CONTACT MATERIAL: COPPER ALLOY  
 SIGNAL PIN MATERIAL: COPPER ALLOY

③ SEE ITEM 1 & 2 IN PRINT 10064183 FOR PLATING SPEC OF 51730-016 AND 51730-016LF RESPECTIVELY.

4. "MANUFACTURER" NAME, P/N, AND DATE CODE TO APPEAR ON THIS SURFACE.

⑤ PRODUCT SPECIFICATION GS-12-149.

PCB - NOTES:

⑥ ALL HOLE DIAMETERS ARE FINISHED HOLE SIZE.

7. HOLD DOWN THROUGH HOLES ARE UNPLATED.

⑧  $\varnothing .0453 \pm 0.0010$  [1.151  $\pm$  0.025] DRILLED HOLES PLATED WITH  
 0.0003 [0.008] MIN SnPb OVER .001 [0.03]  
 TO .003 [0.08] Cu PLATING TO ACHIEVE  
 $\varnothing .040 \pm .003$  [1.02  $\pm$  .07] HOLE.

9. "DIM XXX" TO BE DETERMINED BY THE CUSTOMER.

10. A  $\triangle$  SYMBOL WILL BE NEXT TO ANY DIMENSION, VIEW, OR NOTE WHICH HAS BEEN MODIFIED WITH THE CURRENT DRAWING REVISION.

mat'l code		SEE NOTE 2		tolerances unless otherwise specified		CUSTOMER		FCI		www.fciconnect.com	
ltr	ecn no.	dr	date	linear	.XX±.01/0.X±0.3	COPY		projection		title	
J					.XXX±.005/0.XX±0.13	INCH/MM		RIGHT ANGLE		2P + 24S + 2P	
				angles	.XXX±.0020/0.XXX±0.051	scale		product family		code	
				dr	0° + 2°	1:1		PwrBlade		213	
				engr	J. SHAFFER 01-22-02			size		sheet	
				chr	M. MOSTOLLER 01-22-02			A		4 of 4	
				appd	M. MOSTOLLER 01-22-02			51730-016			
sheet index	revision sheet										

Tous droits strictement réservés. Reproduction ou communication a des tiers interdite sous quelque forme que ce soit sans autorisation écrite du propriétaire. Propriété de c FCI. Droits de reproduction FCI.



All rights strictly reserved. Reproduction or issue to third parties in any form whatever is not permitted without written authority from the proprietor. Property of FCI. Copyright FCI.