

PRODUCT NUMBER
5 4 2 0 2 - X X X - X X - X X X

PLATING

S=15μ"[0.38μm]GOLD
ON CONTACT AREA
100μ"[2.5μm]TIN
ON TAIL

G=30μ"[0.76μm]GOLD
ON CONTACT AREA
100μ"[2.5μm]TIN
ON TAIL

T=100μ"[2.5μm]TIN
ON CONTACT AREA
AND ON TAIL(SEE NOTE 8 & 11)

F=2μ"[0.05μm]GOLD
ON CONTACT AREA
AND ON TAIL

POLARIZATION
NOTE 6

PACKAGING TYPE, NOTE 5

POSITIONS PER ROW
02 TO 20

LEAD STYLE	POST
08	0.230/5.84
30	0.318/8.08

LEAD FREE PRODUCT NUMBER
5 4 2 0 2 - X X X X X - X X X LF

PLATING

S=15μ"[0.38μm]GOLD
ON CONTACT AREA
100μ"[2.5μm]TIN
ON TAIL

G=30μ"[0.76μm]GOLD
ON CONTACT AREA
100μ"[2.5μm]TIN
ON TAIL

T=100μ"[2.5μm]TIN
ON CONTACT AREA
AND ON TAIL(SEE NOTE 8 & 11)

F=2μ"[0.05μm]GOLD
ON CONTACT AREA
AND ON TAIL

POLARIZATION
NOTE 6

PACKAGING TYPE, NOTE 5

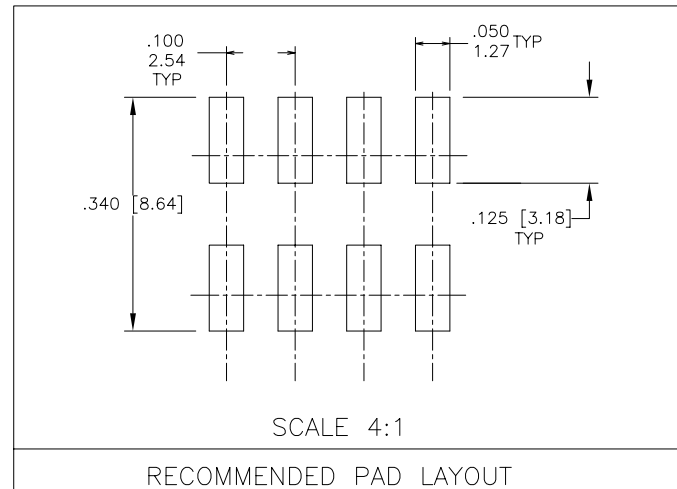
POSITIONS PER ROW
02 TO 20

LEAD STYLE	POST
08	0.230/5.84
30	0.318/8.08

LEAD FREE OPTION NOTE 9 & 10

NOTES:

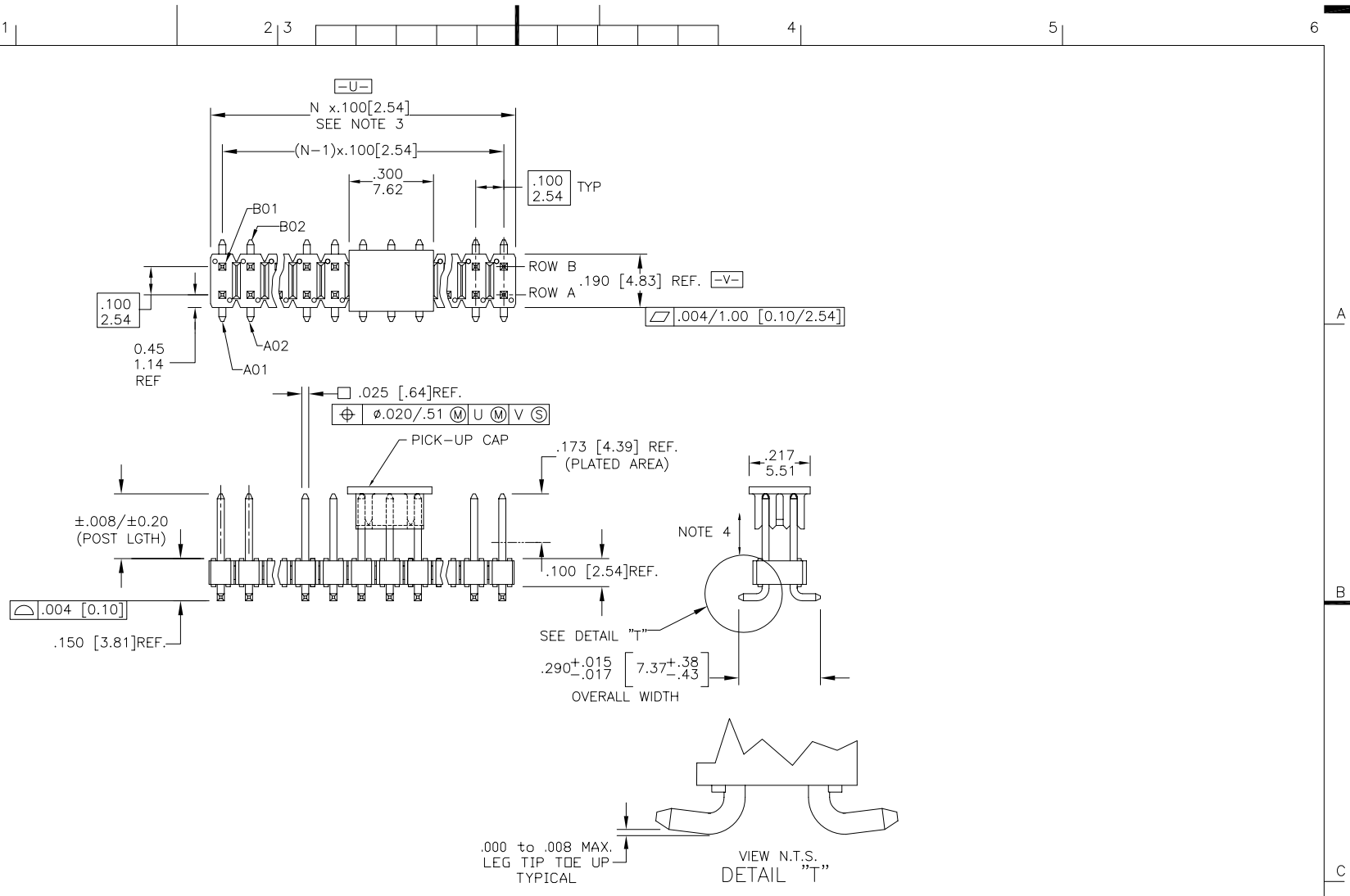
- HOUSING MAT'L: HIGH TEMPERATURE THERMOPLASTIC.
FLAME RETARDANT PER UL 94V-0
COLOR: BLACK
- THESE PART NUMBERS WILL WITHSTAND EXPOSURE
TO 260 C PEAK TEMPERATURE FOR 20 SECONDS IN
WAVE SOLDER, INFRA-RED OR VAPOR PHASE SOLDER PROCESS.
- PIN MATERIAL: PHOSPHOR-BRONZE
- TO DETERMINE DIMENSIONS:
N = NUMBER OF POSITIONS ROW.
EXAMPLE: 10 POS., N x .100/2.54=1.00/25.4
- 2LBS/0.9KG MIN. PIN RETENTION IN EITHER DIRECTION.
- PACKAGING: _ =POLY BAGS WITHOUT PICKUP CAP.
T =TUBES (OMIT DASH IF NOT POLARIZED).
P =TUBES WITH PICKUP CAPS.
A =TAPE AND REEL WITH PICKUP CAPS.
- FOR POLARIZATION, SPECIFY POSITION NUMBER
(i.e. A03=ROW A POS. 3) TO OMIT PIN.
OMIT FROM PRODUCT NUMBER IF THIS FEATURE IS NOT APPLICABLE.
PRODUCT MANAGEMENT APPROVAL REQUIRED PRIOR TO RELEASE
OR SALE OF POLARIZED PRODUCTS.
- UNDERPLATING: 50μ"/1.2μm Ni.
- PIN TIPS ON Sn PLATED PRODUCT MAY HAVE BARE METAL ON TWO SIDES,
BOTH ENDS.
- PART NUMBERS WITH "LF" SUFFIX AT THE END ARE LEAD FREE.
- THESE PRODUCTS MEETS EUROPEAN UNION DIRECTIVES AND OTHER
COUNTRY REGULATION AS DESCRIBED IN GS-22-008.
- "THIS PRODUCT HAS 100% PURE TIN PLATING IN THE INTERFACE AND
HAS NOT BEEN TESTED FOR WHISKER GROWTH IN ALL INTERCONNECT
ENVIRONMENTS."
- THE HOUSING WILL WITHSTAND EXPOSURE TO 260°C PEAK TEMPERATURE
FOR 20 SECONDS IN A CONVECTION, INFRA-RED OR VAPOR PHASE REFLOW
OVEN. SEE APPLICATION NOTES/PROCEDURES IF THEY ARE AVAILABLE.



mat'l. code SEE NOTES 1 & 2		surface ISO 1302 ✓		tolerance ISO 406 ISO 1101		projection INCH/MM		product family BERGSTIK	
ltr	ecn	no	dr	date	tolerances unless otherwise specified		title		
J	v03	0067	HTB	1/17/03	angles	linear	.XX±.01/0.3	.100 UNSHROUDED HDR. DUAL ROW VERT. SMT.	
K	v03	0473	HTB	4/25/03			.XXX±.005/0.13		
L	v05	0222	LP	3/14/05	0'±2'		.XXX±.0020/0.051	scale 1:1	
M	m08	0118	MHT	6/03/05	dr	D.INGRAM	05/17/99	dwg no sheet 1 of 3 size	
N	m06	0268	MHT	7/17/06	enr	H.SUNDY	07/21/99	54202 A3	
P	m06	0435	MHT	10/31/06	chr	H.SUNDY	07/21/99		
R	m07	0092	MHT	2/07/07	appd	H.SUNDY	07/21/99	type Product Customer Drawing	
sheet	revision	R	R	R					
index	sheet	1	2	3					

Copyright FCI
FCIconnect.com

PRODUCT NUMBER
SEE TABLE

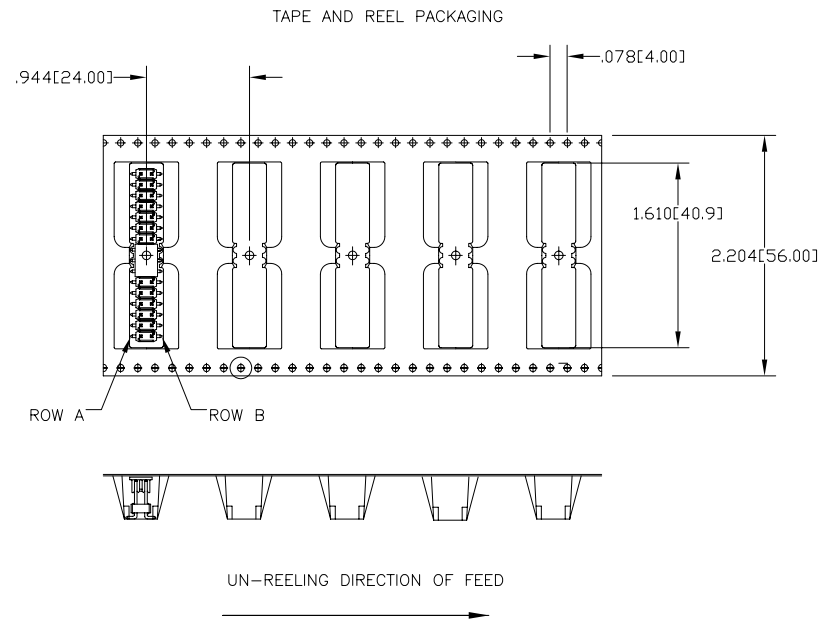


Copyright FCI
 FCIconnect.com

mat'l. code		surface ISO 1302 ✓		tolerance ISO 406 ISO 1101		projection ⊕		product family BERGSTIK	
ltr		ecn no		date		tolerances unless otherwise specified		title	
R						.XX±.01/0.3		.100 UNSHROUDED HDR. DUAL ROW VERT. SMT.	
						linear .xxx±.005/0.13		INCH/MM	
				0°±2'		.xxx±.0020/0.051		scale 1:1	
				dr		D.INGRAM 05/17/99		dwg no	
				enr		H.SUNDY 07/21/99		sheet 2 of 3 size	
				chr		H.SUNDY 07/21/99		54202 A3	
				appd		H.SUNDY 07/21/99		type Product Customer Drawing	
sheet index		revision sheet							

TAPE AND REEL PACKAGING

SIZE	LEAD STYLE 08 POST (0.230 [5.84])	LEAD STYLE 30 POST (0.318 [8.08])
2X2	YES	
2X3	YES	
2X4	YES	YES
2X5	YES	
2X6	YES	
2X7	YES	YES
2X8	YES	
2X9		
2X10	YES	
2X11	YES	
2X12		YES
2X13	YES	
2X14		
2X15	YES	
2X16		YES
2X17	YES	
2X18		
2X19		
2X20		



Copyright FCI

mat'l. code		surface ISO 1302 ✓		tolerance ISO 406 ISO 1101		projection ⊕		product family BERGSTIK	
ltr		ecn no dr		date		tolerances unless otherwise specified		title	
R						.XX±.01/0.3		.100 UNSHROUDED HDR. DUAL ROW VERT. SMT.	
				angles		linear		INCH/MM	
				0°±2'		.xxx±.005/0.13		scale 1:1	
				dr		D.INGRAM 05/17/99		dwg no	
				enr		H.SUNDY 07/21/99		sheet 3 of 3 size	
				chr		H.SUNDY 07/21/99		54202 A3	
				appd		H.SUNDY 07/21/99		type Product Customer Drawing	
sheet index		revision sheet							



form: A3