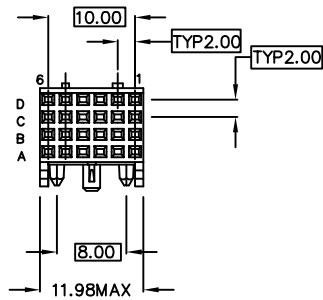


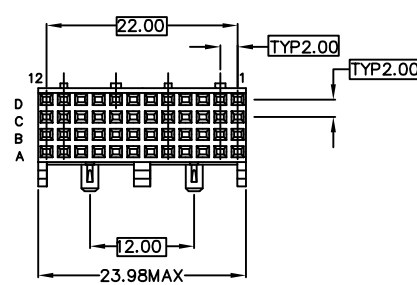
Tous droits strictement réservés. Reproduction ou communication a des tiers interdite sous quelque forme que ce soit sans autorisation écrite du propriétaire. Propriété de c FCI. Droits de reproduction FCI.



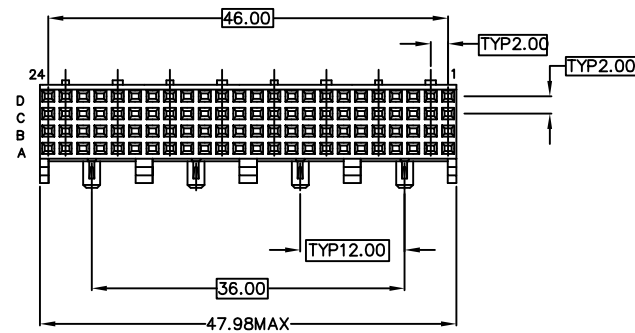
All rights strictly reserved. Reproduction or issue to third parties in any form whatever is not permitted without written authority from the proprietor. Property of FCI. Copyright FCI.



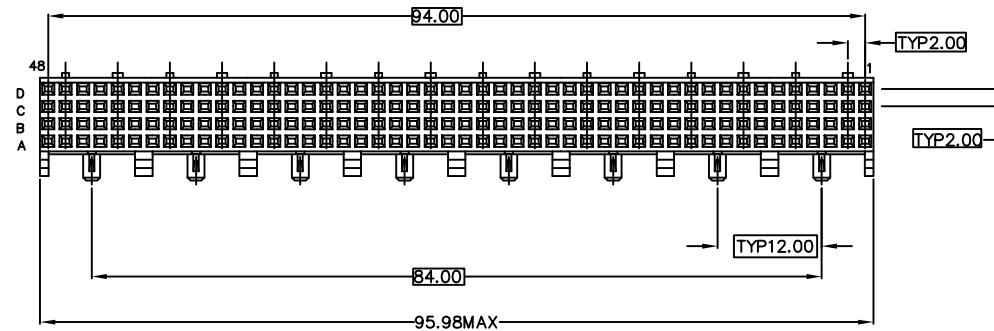
24 POSITION



48 POSITION



96 POSITION



192 POSITION

NOTES: UNLESS OTHERWISE SPECIFIED;

- 1 CONNECTOR MATERIALS:
HOUSING: GLASS FILLED THERMOPLASTIC,
UL94-V0 COMPLIANT.
TERMINAL: PHOSPHOR BRONZE ALLOY
- 2 PACKED IN TUBES.
- ③ FEATURE MAY OR MAY NOT BE PRESENT DEPENDING UPON THE MOLD TOOL USED TO PRODUCE PRODUCT.
- 4 PRODUCT SPECIFICATION: GS-12-177.
- 5 APPLICATION SPECIFICATION: GS-20-015.
- 6 THE PRODUCTS WHERE THE PART NUMBER ENDS IN "LF" MEET THE EUROPEAN UNION DIRECTIVES AND OTHER COUNTRY REGULATIONS AS DESCRIBED IN GS-22-008.
- 7 ALL PRODUCTS WILL WITHSTAND EXPOSURE TO 260°C FOR 60 SECONDS IN A CONVECTION, INFRARED OR VAPOR PHASE REFLOW OVEN.
- 8 LOCATION PEGS ONLY EXISTED IN ONE MODULE TYPE.

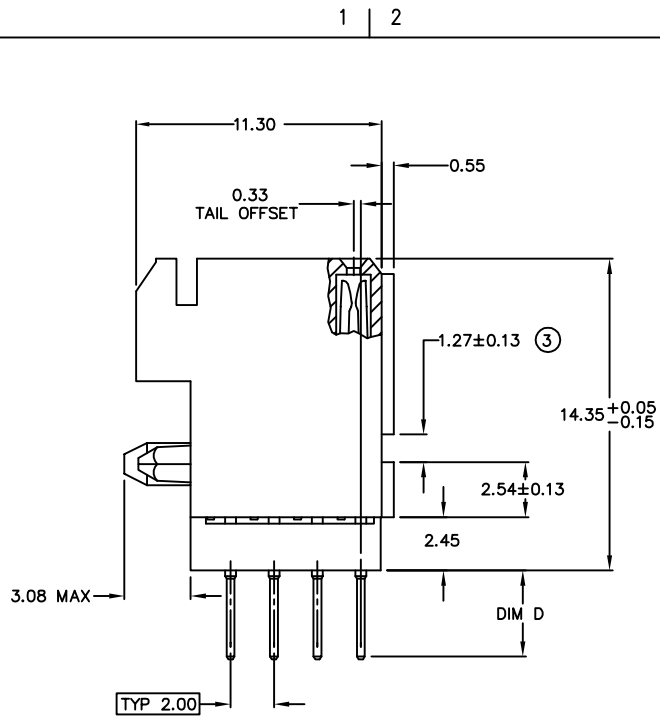
mat'l. code				tolerances unless otherwise specified		CUSTOMER COPY		FCI www.fciconnect.com	
ltr	ecn no	dr	date	linear	.NONE ±3[±.1]	projection	title		
F	V04-1124	TAB	02/04/05	linear	.X ±.5[.02]		T SERIES STRAIGHT RECEPTACLE		
G	V05-0438	VS	07/14/05	angles	.XX±.13[.005]		ASSY, 4 ROW, STB		
H	DC06-0501	Kason	12/01/06	dr	0° ±1°		product family METRAL		code
J	DG08-0173	TER	7/11/08	enr	V. SEBASTIAN 07/14/05		size dwg no		213
				chr	J. VOLSTROF 07/14/05		A SE96860		sheet
				appd	J. VOLSTROF 07/14/05	scale	4:1		1 of 2
sheet index	revision sheet	J	J						
		1	2						

cage code 22526

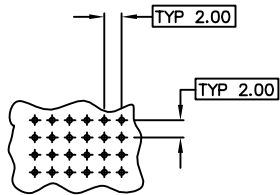
Tous droits strictement reserves. Reproduction ou communication a des tiers interdite sous quelque forme que ce soit sans autorisation écrite du propriétaire. Propriete de c FCI. Droits de reproduction FCI.



All rights strictly reserved. Reproduction or issue to third parties in any form whatever is not permitted without written authority from the proprietor. Property of FCI. Copyright FCI.



TYP 2.00



RECOMMENDED PC BOARD LAYOUT, COMPONENT SIDE
SEE PRINT 58351 FOR ADDITIONAL PCB INFORMATION

CATALOG NUMBER DESCRIPTION

PRODUCT FAMILY
HM1 = METRAL HM1

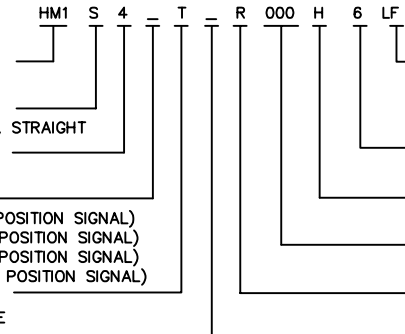
PRODUCT TYPE
S = FEMALE SIGNAL, STRAIGHT

NUMBER OF ROWS
4 = 4 ROW

BODY LENGTH

- 1 = 12 mm (24 POSITION SIGNAL)
- 2 = 24 mm (48 POSITION SIGNAL)
- 3 = 48 mm (96 POSITION SIGNAL)
- 4 = 96 mm (192 POSITION SIGNAL)

MATING CONTACT
T = TWISTED FEMALE



LF = LEAD FREE Sn PLATING ON TAILS

PERFORMANCE LEVEL
SEE TABLE 2

INSULATING MATERIAL
H = HIGH TEMPERATURE MATERIAL

VARIATIONS
000 = STANDARD

BOARD ATTACHMENT
R = STANDARD STRAIGHT

PCB TERMINATION TYPE
R = SOLDER TAIL, DIM D = 3.30±0.30
S = SOLDER TAIL, DIM D = 4.10±0.30

TABLE 2

CODE	CONTACT AREA	PERFORMANCE LEVEL
6	0.75um Au min over 1.3um Ni min or 0.68um PdNi min +0.08um Au min over 1.3um Ni min	TELCORDIA CO

mat'l. code				tolerances unless otherwise specified		CUSTOMER COPY		FCI www.fciconnect.com	
ltr	ecn no	dr	date	linear	.NONE ±3[±.1]		projection	title	
J					.X ±.5[.02]			MM	T SERIES STRAIGHT RECEPTACLE ASSY, 4 ROW, STB
				angles	.XX ±13[.005]		MM		product family METRAL
				dr	0° ±1°			10:1	code
				enr	V. SEBASTIAN	07/14/05	A		size
				chr	J. VOLSTROF	07/14/05		dwg no	
				appd	J. VOLSTROF	07/14/05	sheet		2 of 2
sheet index		revision sheet							

cage code
22526

ACAD

PDM: Rev:J

STATUS: Released

Printed: May 16, 2011