

Type 5TT / 5TTP

Slow Blow Fuse Series

HF  5TT/5TTP Series, 5x20mm Glass/Ceramic Tube Slow Blow Fuse

RoHS 6 Compliant

Description

5x20mm Slow Blow, glass / ceramic tube body cartridge fuse designed, approved and complied with UL and CSA standard 248-14.


Features


- Meet UL and CSA standard 248-14
- Wide operating temperature range
- Bulk and Tape & Reel packing available
- RoHS 6 compliant
- Halogen Free
- Leadfree

Applications

Provide individual protection for components or internal circuits.

- Power supplies
- Battery charger
- Monitor
- Adapter

LEAD FREE = 
HALOGEN FREE = 








Physical Specifications

Materials	Body : Glass or Ceramic (see info below)
	Cap : Nickel Plated Brass Caps
	Leads : Matte Tin Plated Copper
Marking	On Fuse :
	"bel", "5TT", "Current Rating", "Voltage Rating"
	"Appropriate Safety Logos", "✓"(RoHS 6 compliant)
	On Label :
	"bel", "5TT" or "5TTP", "Current Rating", "Voltage Rating", "Interrupting Rating", "Appropriate Safety Logos" and "♻️", "♻️" (China RoHS compliant).

Electrical Characteristics (UL / CSA STD.248-14)

Testing Current	Blow Time		Amp Range
	Minimum	Maximum	
100%	4 hrs.	N/A	80mA - 10A
135%	N/A	1 Hr	80mA - 10A
200%	5 sec	30 sec	80mA - 3A
	3 sec	30 sec	3.1A - 10A

Safety Agency Approvals

SAFETY AGENCY	SAFETY AGENCY CERTIFICATE NUMBER	AMPERE RANGE / VOLT @ I.R. ABILITY
	E20624	80mA - 3A / 250V AC @100A 500mA - 8A / 125V AC @10,000A
	LR39772	
	E20624	10A / 125V AC @1,000A
	LR39772	
	JET 1037-31003-1010 JET 1037-31003-1011	1A - 5A / 125V AC @500A
	JET 1037-31003-1007	>5A - 15A / 125V AC @300A

Specifications subject to change without notice



Bel Fuse Inc.
206 Van Vorst Street
Jersey City, NJ 07302 USA

+1 201.432.0463
techhelp@belf.com
belfuse.com

Type 5TT / 5TTP

Slow Blow Fuse Series

HF (Pb) 5TT/5TTP Series, 5x20mm Glass/Ceramic Tube Slow Blow Fuse

RoHS 6 Compliant

Environmental Specifications

Shock Resistance	MIL-STD-202G, Method 213B, Test Condition 1 (100 G's peak for 6 milliseconds; Sawtooth waveform)
Vibration Resistance	MIL-STD-202G, Method 201A(10-55 Hz, 0.06 inch, total excursion).
Salt Spray Resistance	MIL-STD-202G, Method 101E, Test Condition B(48 hrs).
Insulation Resistance	MIL-STD-202G, Method 302, Test Condition A (After Opening) 10, 000 ohms minimum.
Solderability	MIL-STD-202G, Method 208H
Resistance to solder Heat	MIL-STD-202G, Method 210F, Test Condition B.(260+/-5°C, 10+/-1 sec)
Thermal Shock	MIL-STD-202G, Method 107G, Test Condition B (-65°C to +125°C).
Operating Temperature	-55°C to +125°C
Terminal Strength	IEC-68-2-21

Electrical Specifications

Catalog Number	Ampere Rating	Typical Cold Resistance (ohm)	Volt-drop @100% In (Volt) max.	Voltage Rating (V)	Interrupting Rating	Melting I ² T <10 mSec (A ² Sec)	Melting I ² T @10 In (A ² Sec)	Maximum Power Dissipation (W)	Agency Approvals				
									UL	cULus	SP	SP	CSA
5TT(P) 80-R	80mA	29	3.10	250	80mA - 3A / 250V AC	0.091	0.096	0.42	Y			Y	
5TT(P) 100-R	100mA	18.8	2.52	250		0.137	0.146	0.45	Y			Y	
5TT(P) 125-R	125mA	12.6	2.22	250		0.208	0.221	0.48	Y			Y	
5TT(P) 160-R	160mA	7.6	1.88	250		0.314	0.337	0.51	Y			Y	
5TT(P) 200-R	200mA	4.98	1.45	250		0.476	0.512	0.55	Y			Y	
5TT(P) 250-R	250mA	3.39	1.25	250		0.719	0.778	0.58	Y			Y	
5TT(P) 300-R	300mA	2.13	0.97	250		0.885	0.959	0.60	Y			Y	
5TT(P) 400-R	400mA	1.33	0.83	250		1.65	1.80	0.66	Y			Y	
5TT(P) 500-R	500mA	0.865	0.67	250		2.5	2.7	0.70	Y			Y	
5TT(P) 600-R	600mA	0.679	0.64	250		3.8	4.2	0.75	Y			Y	
5TT(P) 700-R	700mA	0.465	0.49	250	4.6	5.1	0.78	Y			Y		
5TT(P) 750-R	750mA	0.438	0.48	250	5.3	5.8	0.79	Y			Y		
5TT(P) 1-R	1A	0.258	0.40	250	8.6	9.6	0.85	Y			Y	Y	
5TT(P) 1.25-R	1.25A	0.179	0.34	250	13	15	0.91	Y			Y	Y	
5TT(P) 1.5-R	1.5A	0.126	0.30	250	18	21	0.96	Y			Y	Y	
5TT(P) 1.6-R	1.6A	0.116	0.30	250	20	22	0.97	Y			Y	Y	
5TT(P) 2-R	2A	0.081	0.27	250	30	34	1.03	Y			Y	Y	
5TT(P) 2.5-R	2.5A	0.056	0.23	250	45	51	1.10	Y			Y	Y	
5TT(P) 3-R	3A	0.043	0.21	250	56	63	1.13	Y			Y	Y	
5TT(P) 3.15-R	3.15A	0.040	0.21	125	68	78	1.17				Y	Y	
5TT(P) 4-R	4A	0.029	0.19	125	103	119	1.25				Y	Y	
5TT(P) 5-R	5A	0.020	0.17	125	157	180	1.33				Y	Y	
5TT(P) 6-R	6A	0.015	0.15	125	218	317	1.23				Y	Y	
5TT(P) 6.3-R	6.3A	0.014	0.12	125	230	345	1.25				Y	Y	
5TT(P) 7-R	7A	0.012	0.13	125	295	459	1.37				Y	Y	
5TT(P) 8-R	8A	0.011	0.13	125	319	472	1.31				Y	Y	
5TT(P) 10-R	10A	0.008	0.13	125	467	703	1.40		Y	Y		Y	

Consult manufacturer for other ratings

Specifications subject to change without notice



Bel Fuse Inc.
206 Van Vorst Street
Jersey City, NJ 07302 USA

+1 201.432.0463
techhelp@belf.com
belfuse.com

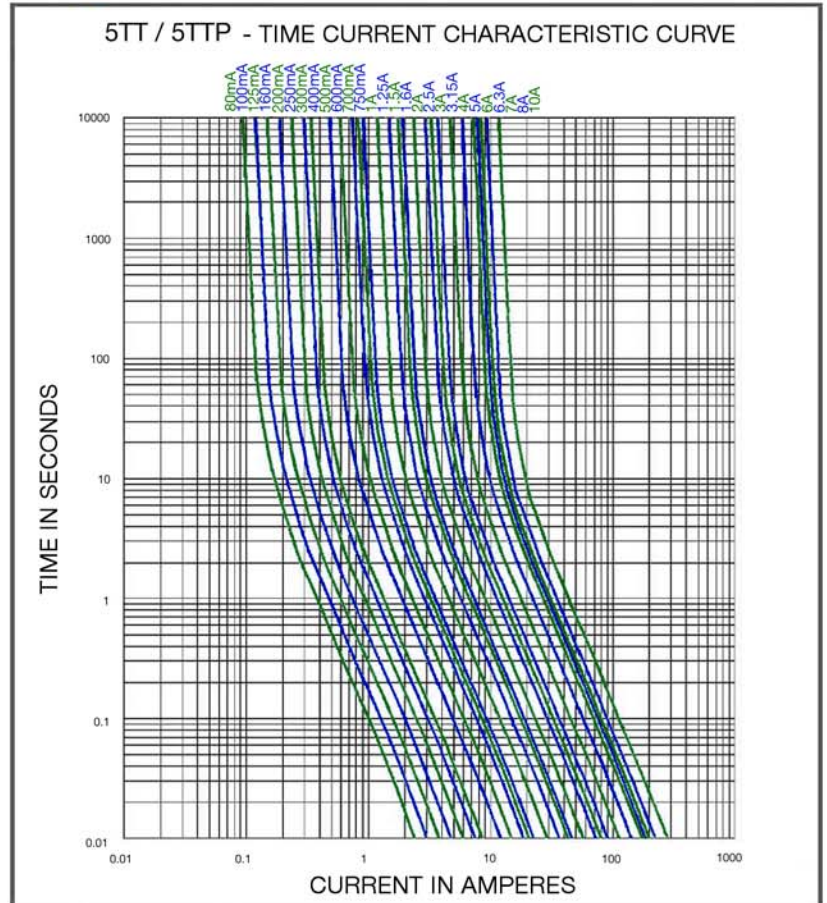
Type 5TT / 5TTP

Slow Blow Fuse Series

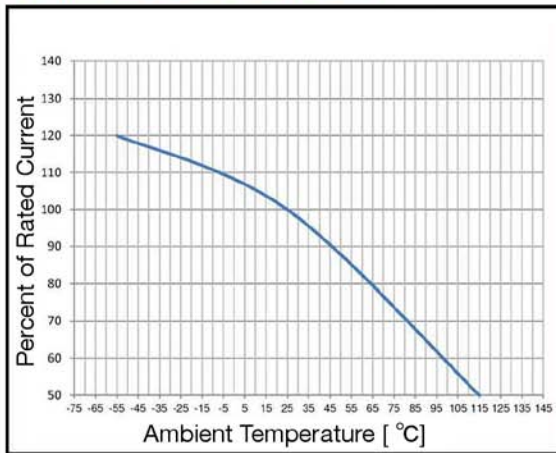
HF  5TT/5TTP Series, 5x20mm Glass/Ceramic Tube Slow Blow Fuse

RoHS 6 Compliant

Average Time Current Curve

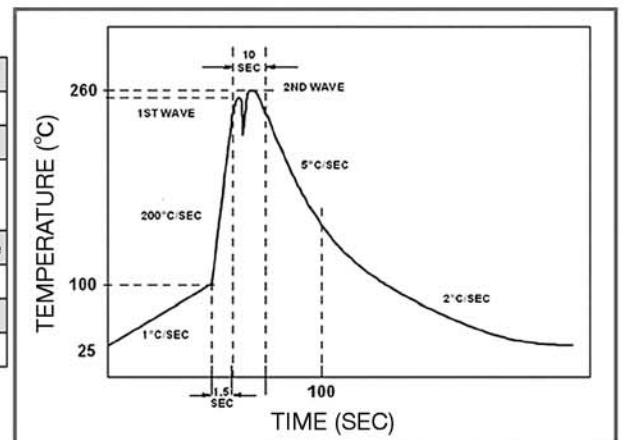


Temperature Derating Curve



Soldering Parameters

Lead-free Wave Soldering Profile	
Wave Soldering Parameter	
Average ramp-up rate	200°C/ second
Heating rate during preheat	typical 1 - 2°C/ second Max 4°C/ second
Final preheat temperature	within 125°C of soldering temperature
Peak temperature T _p	260°C
Time within +0°C/-5°C of actual peak temperature	10 seconds
Ramp-down rate	5°C/ second max.



Specifications subject to change without notice



Bel Fuse Inc.
206 Van Vorst Street
Jersey City, NJ 07302 USA

+1 201.432.0463
techhelp@belf.com
belfuse.com

Type 5TT / 5TTP

Slow Blow Fuse Series

HF  5TT/5TTP Series, 5x20mm Glass/Ceramic Tube Slow Blow Fuse

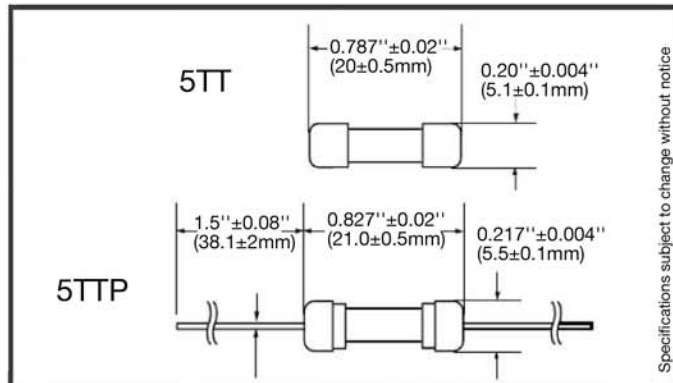
RoHS 6 Compliant

Fuse FGNO Explanation 06XX X [XXXX] X XX, [XXXX]=Ampere Rating

Fraction	Decimal	Milliamps	Bel FGNO[XXXX]
1/32	0.032	32	0032
1/25	.040	40	0040
1/20	.050	50	0050
1/16	.063	63	0063
8/100	.080	80	0080
1/10	.100	100	0100
1/8	.125	125	0125
15/100	.150	150	0150
	.160	160	0160
2/10	.200	200	0200
1/4	.250	250	0250
3/10	.300	300	0300
	.315	315	0315
3/8	.375	375	0375
4/10	.400	400	0400
1/2	.500	500	0500
6/10	.600	600	0600
	.630	630	0630
7/10	.700	700	0700
3/4	.750	750	0750
8/10	.800	800	0800

Fraction	Decimal	Amps	Bel FGNO[XXXX]
	1.0	1	1000
1-1/4	1.25	1.25	1250
1-1/2	1.50	1.5	1500
	1.60	1.6	1600
	2.0	2	2000
2-1/4	2.25	2.25	2250
2-1/2	2.5	2.5	2500
	3.0	3	3000
	3.15	3.15	3150
3-1/2	3.5	3.5	3500
	4.0	4	4000
	5.0	5	5000
	6.0	6	6000
	6.3	6.3	6300
	7.0	7	7000
7-1/2	7.5	7.5	7500
	8.0	8	8000
		10	9100
		12	9120
		15	9150
		20	9200
		25	9250
		30	9300

Mechanical Dimensions



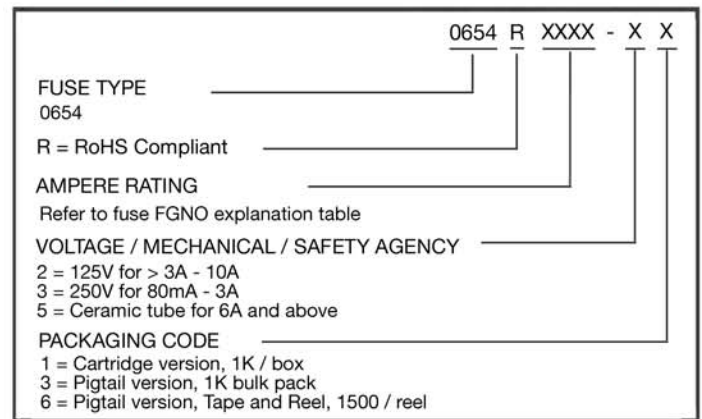
*Ratings 5A and less have 0.032" diameter lead with glass tube
*Ratings 6A and above have 0.040" diameter lead with ceramic tube

Packaging

Packaging Option	Packaging Specification	Quantity	Packaging Code	Inside Tape Spacing
Bulk	N/A	1000	33 / 21 / 51	N/A
Bulk (Pigtail Type)	N/A	1000	33 / 23 / 53	N/A
Tape & Reel, 10 mm Pitch	EIA-296-F	1500	36 / 26 / 56	63

Specifications subject to change without notice

Ordering Information



Bel Fuse Inc.
206 Van Vorst Street
Jersey City, NJ 07302 USA

+1 201.432.0463
techhelp@belf.com
belfuse.com