

# Type 5MF / 5MFP

## Fast Blow Fuse Series

HF Pb 5MF/5MFP Series, 5x20mm Glass Tube Fast Blow Fuse

RoHS 6 Compliant

### Description

5x20mm Fast Blow, glass tube body cartridge fuse designed, approved and complied with UL and CSA standard 248-14.

### Features


- Meet UL and CSA standard 248-14
- Wide operating temperature range
- Bulk and Tape & Reel packing available
- RoHS 6 compliant
- Halogen Free
- Leadfree

### Applications



Provide individual protection for components or internal circuits.

- Power supplies
- Battery charger
- Monitor
- Adapter

LEAD FREE =   
HALOGEN FREE = 






### Physical Specifications

Materials	Body : Glass
	Cap : Nickel Plated Brass Caps
	Leads : Matte Tin Plated Copper
Marking	On Fuse :
	"bel", "5MF", "Current Rating", "Voltage Rating",
	"Appropriate Safety Logos", "✓"(RoHS 6 compliant)
	On Label :
	"bel", "5MF" or "5MFP", "Current Rating", "Voltage Rating", "Interrupting Rating", "Appropriate Safety Logos" and "  ", "  "(China RoHS compliant).

### Electrical Characteristics (UL / CSA STD.248-14)

Testing Current	Blow Time	
	Minimum	Maximum
100%	4 Hrs.	N/A
135%	N/A	1 Hr
200%	N/A	5 sec

### Safety Agency Approvals

SAFETY AGENCY	SAFETY AGENCY CERTIFICATE NUMBER	AMPERE RANGE / VOLT @ I.R. ABILITY
	E20624	80mA - 3A / 250V AC@ 200A 80mA - 8A / 125V AC@ 10,000A
	LR39772	
	JET1037-31003-1010 JET1037-31003-1011	1A - 5A / 125V AC @ 500A
	JET1037-31003-1007	>5A - 15A / 125V AC@ 300A

Specifications subject to change without notice



Bel Fuse Inc.  
206 Van Vorst Street  
Jersey City, NJ 07302 USA

+1 201.432.0463  
techhelp@belf.com  
[belfuse.com](http://belfuse.com)

# Type 5MF / 5MFP

## Fast Blow Fuse Series

HF Pb 5MF/5MFP Series, 5x20mm Glass Tube Fast Blow Fuse

RoHS 6 Compliant

### Environmental Specifications

Shock Resistance	MIL-STD-202G, Method 213B, Test Condition 1 (100 G's peak for 6 milliseconds; Sawtooth waveform)
Vibration Resistance	MIL-STD-202G, Method 201A(10-55 Hz, 0.06 inch, total excursion).
Salt Spray Resistance	MIL-STD-202G, Method 101E, Test Condition B(48 hrs).
Insulation Resistance	MIL-STD-202G, Method 302, Test Condition A (After Opening) 10, 000 ohms minimum.
Solderability	MIL-STD-202G, Method 208H
Resistance to solder Heat	MIL-STD-202G, Method 210F, Test Condition B.(260+/-5°C, 10+/-1 sec)
Thermal Shock	MIL-STD-202G, Method 107G, Test Condition B (-65°C to +125°C).
Operating Temperature	-55°C to +125°C
Terminal Strength	IEC-68-2-21

### Electrical Specifications

Catalog Number	Ampere Rating	Typical Cold Resistance (ohm)	Volt-drop @100% In (Volt) max.	Voltage Rating (V)	Interrupting Rating	Melting I <sup>2</sup> T <10 mSec (A <sup>2</sup> Sec)	Melting I <sup>2</sup> T @10 In (A <sup>2</sup> Sec)	Maximum Power Dissipation (W)	Agency Approvals		
									UL	CS	PF
5MF(P) 80-R	80mA	42.5	5.10	250	80mA - 3A/ 250V AC @200A	0.0004	0.0004	0.32	Y	Y	
5MF(P) 100-R	100mA	6.95	2.63	250		0.0009	0.0008	0.35	Y	Y	
5MF(P) 125-R	125mA	6.92	3.65	250		0.0017	0.0015	0.60	Y	Y	
5MF(P) 200-R	200mA	2.97	2.58	250		0.007	0.006	0.72	Y	Y	
5MF(P) 250-R	250mA	1.47	0.99	250		0.016	0.014	0.25	Y	Y	
5MF(P) 300-R	300mA	1.18	1.07	250		0.020	0.019	0.39	Y	Y	
5MF(P) 350-R	350mA	0.92	1.06	250		0.038	0.032	0.36	Y	Y	
5MF(P) 400-R	400mA	0.65	0.74	250		0.080	0.084	0.20	Y	Y	
5MF(P) 500-R	500mA	0.49	0.78	250		0.122	0.118	0.33	Y	Y	
5MF(P) 600-R	600mA	0.394	0.77	250		0.195	0.195	0.44	Y	Y	
5MF(P) 700-R	700mA	0.305	0.73	250		0.265	0.267	0.65	Y	Y	
5MF(P) 800-R	800mA	0.243	0.61	250		0.40	0.40	0.54	Y	Y	
5MF(P) 1-R	1A	0.118	0.22	250		0.88	0.85	0.26	Y	Y	Y
5MF(P) 1.25-R	1.25A	0.085	0.21	250		1.5	1.5	0.31	Y	Y	Y
5MF(P) 1.5-R	1.5A	0.067	0.17	250		2.6	2.6	0.36	Y	Y	Y
5MF(P) 2-R	2A	0.046	0.16	250		4.4	4.5	0.44	Y	Y	Y
5MF(P) 2.5-R	2.5A	0.037	0.16	250	7.6	7.8	0.52	Y	Y	Y	
5MF(P) 3-R	3A	0.030	0.17	250	13	14	0.59	Y	Y	Y	
5MF(P) 3.5-R	3.5A	0.025	0.15	125	17	18	0.65	Y	Y	Y	
5MF(P) 4-R	4A	0.019	0.14	125	22	24	0.72	Y	Y	Y	
5MF(P) 5-R	5A	0.016	0.15	125	38	41	0.84	Y	Y	Y	
5MF(P) 6-R	6A	0.012	0.13	125	65	72	0.96	Y	Y	Y	
5MF(P) 7-R	7A	0.011	0.13	125	88	97	1.10	Y	Y	Y	
5MF(P) 8-R	8A	0.009	0.13	125	113	126	1.23	Y	Y	Y	

Consult manufacturer for other ratings

Specifications subject to change without notice



Bel Fuse Inc.  
206 Van Vorst Street  
Jersey City, NJ 07302 USA

+1 201.432.0463  
techhelp@belf.com  
[belfuse.com](http://belfuse.com)



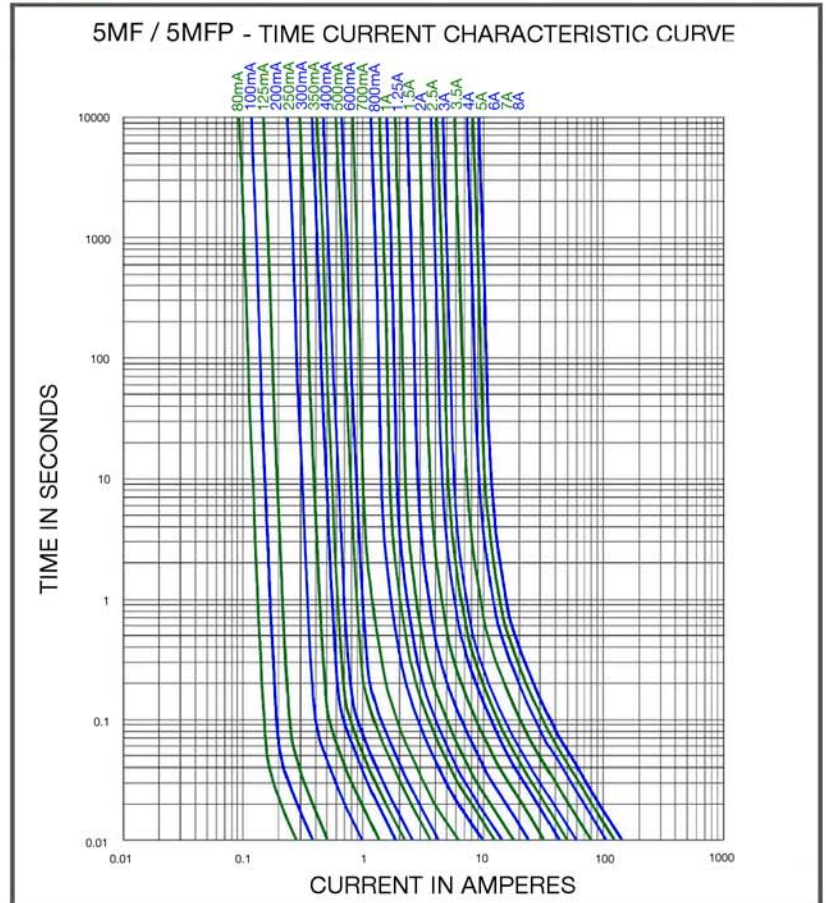
# Type 5MF / 5MFP

## Fast Blow Fuse Series

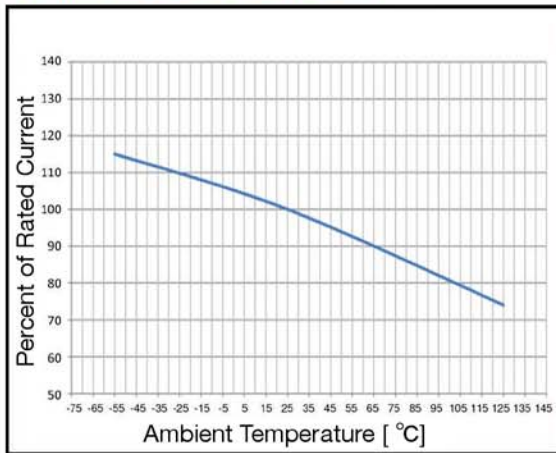
HF  5MF/5MFP Series, 5x20mm Glass Tube Fast Blow Fuse

RoHS 6 Compliant

### Average Time Current Curve

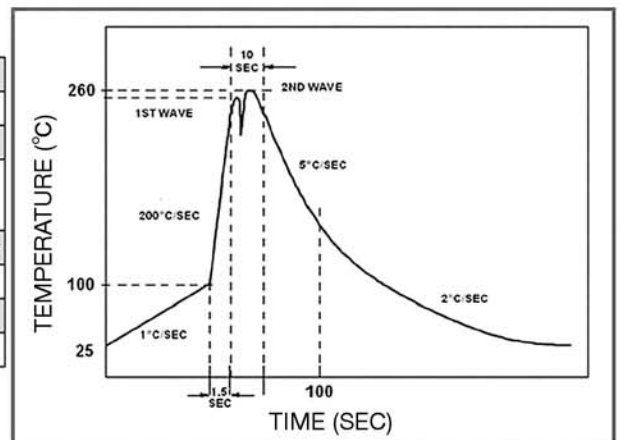


### Temperature Derating Curve



### Soldering Parameters

Lead-free Wave Soldering Profile	
Wave Soldering Parameter	
Average ramp-up rate	200°C/ second
Heating rate during preheat	typical 1 - 2°C/ second Max 4°C/ second
Final preheat temperature	within 125°C of soldering temperature
Peak temperature T <sub>p</sub>	260°C
Time within +0°C/-5°C of actual peak temperature	10 seconds
Ramp-down rate	5°C/ second max.



Specifications subject to change without notice



Bel Fuse Inc.  
206 Van Vorst Street  
Jersey City, NJ 07302 USA

+1 201.432.0463  
techhelp@belf.com  
[belfuse.com](http://belfuse.com)

# Type 5MF / 5MFP

## Fast Blow Fuse Series

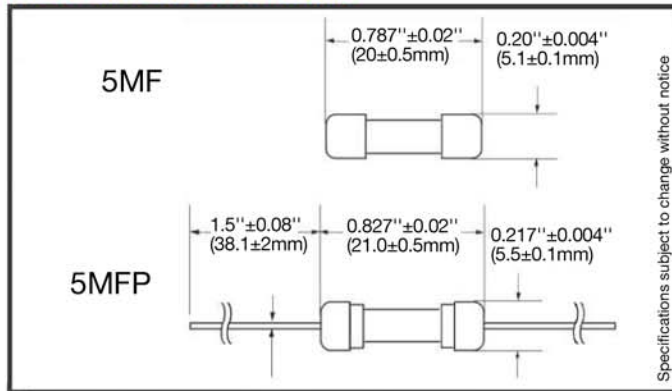
HF  5MF/5MFP Series, 5x20mm Glass Tube Fast Blow Fuse

RoHS 6 Compliant

### Fuse FGNO Explanation 06XX X [XXXX] X XX, [XXXX]=Ampere Rating

Fraction	Decimal	Milliamps	Bel FGNO[XXXX]	Fraction	Decimal	Amps	Bel FGNO[XXXX]
1/32	0.032	32	0032	1.0	1.0	1	1000
1/25	.040	40	0040	1-1/4	1.25	1.25	1250
1/20	.050	50	0050	1-1/2	1.50	1.5	1500
1/16	.063	63	0063		1.60	1.6	1600
8/100	.080	80	0080		2.0	2	2000
1/10	.100	100	0100	2-1/4	2.25	2.25	2250
1/8	.125	125	0125	2-1/2	2.5	2.5	2500
15/100	.150	150	0150		3.0	3	3000
	.160	160	0160		3.15	3.15	3150
2/10	.200	200	0200	3-1/2	3.5	3.5	3500
1/4	.250	250	0250		4.0	4	4000
3/10	.300	300	0300		5.0	5	5000
	.315	315	0315		6.0	6	6000
3/8	.375	375	0375		6.3	6.3	6300
4/10	.400	400	0400		7.0	7	7000
1/2	.500	500	0500	7-1/2	7.5	7.5	7500
6/10	.600	600	0600		8.0	8	8000
	.630	630	0630			10	9100
7/10	.700	700	0700			12	9120
3/4	.750	750	0750			15	9150
8/10	.800	800	0800			20	9200
						25	9250
						30	9300

### Mechanical Dimensions



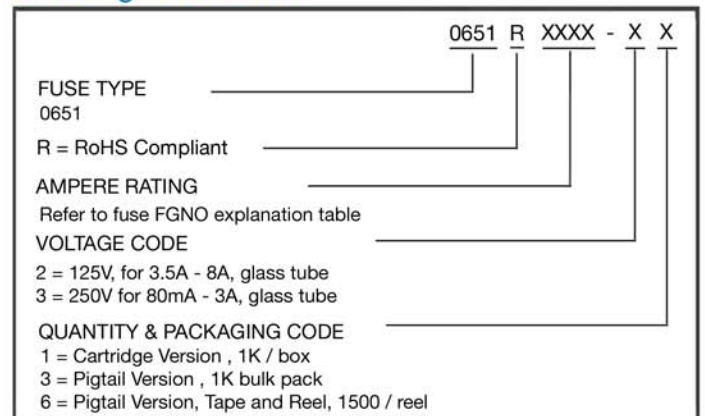
\*Ratings 5A and less have 0.032" diameter lead;  
\*Ratings 6A and above have 0.040" diameter lead.

### Packaging

Packaging Option	Packaging Specification	Quantity	Packaging Code	Inside Tape Spacing
Bulk	N/A	1000	31/21	N/A
Bulk (Pigtail Type)	N/A	1000	33/23	N/A
Tape & Reel, 10mm Pitch	EIA-296-F	1500	73/26	63

Specifications subject to change without notice

### Ordering Information



Bel Fuse Inc.  
206 Van Vorst Street  
Jersey City, NJ 07302 USA

+1 201.432.0463  
techhelp@belf.com  
[belfuse.com](http://belfuse.com)