

Side Actuated, Through Hole DIP Switches

Features

Optimized Mechanical Features


- Enclosed actuators shield contacts from foreign particles throughout life of switch
- Standard 2.54mm (.100") x 7.62mm (.300") DIP center

Optimized Contact System

- Contact wiping action on make and break
- Integral terminal and contact locked into thermoset base
- Lock-over-center design provides positive detent action
- Optimized, active contact design incorporating a dimple-to-flat surface wiping interface with high contact force

Materials

- All UL 94V-0 plastics used
- Series 194 – gold plated, copper alloy contacts and solder coated terminals
- Series 195 – tin plated, copper alloy contacts and solder coated terminals
- RoHS compliant



Series 194 – Premium Programmable DIP switch
Series 195 – Economical Programmable DIP switch

Electrical and Mechanical Specifications

Switch Function

SPST-2 through 10 positions

Switch Contact Resistance

Switch Series	Initial, max.	End of life, max.
194	50 milliohms	100 milliohms
195	100 milliohms	500 milliohms

Insulation Resistance

1,000 megohms minimum across open switch
1,000 megohms minimum between adjacent closed switches

Dielectric Strength

500 VAC minimum for 1 minute between adjacent switches

Nonswitching Rating

100 mA or 50 VDC maximum

Switch Capacitance

5.0 pF maximum between adjacent switches

Operating Temperature

-40°C to +85°C

Actuation Life

Series 194 – 7,000 cycles switching 50 mA @ 24 VDC
Series 195 – 2,000 cycles switching 50 mA @ 24 VDC

Allowable Solder Time

Up to 5 seconds with 260°C

Vibration

Per MIL-STD-202F, method 204D, condition B (.06" or 15G'S between 10 HZ to 2K HZ) with no contact inconsistencies

Shock

Per MIL-STD-202F, method 213B, condition A (25G'S) with no contact inconsistencies

Sealing

Standard bottom epoxy seal
Optional top tape seal

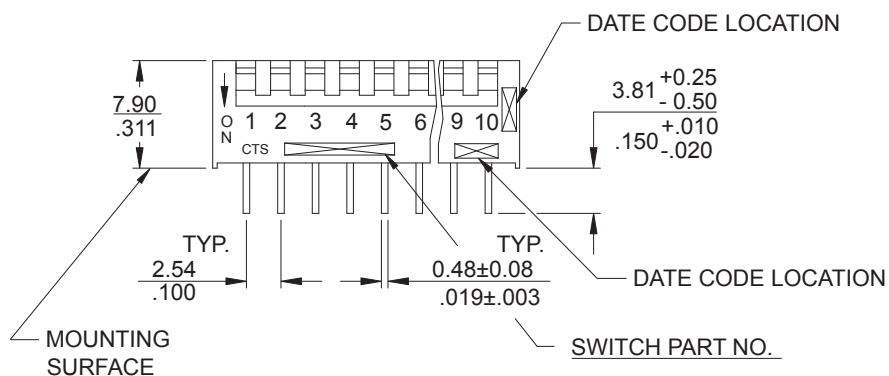
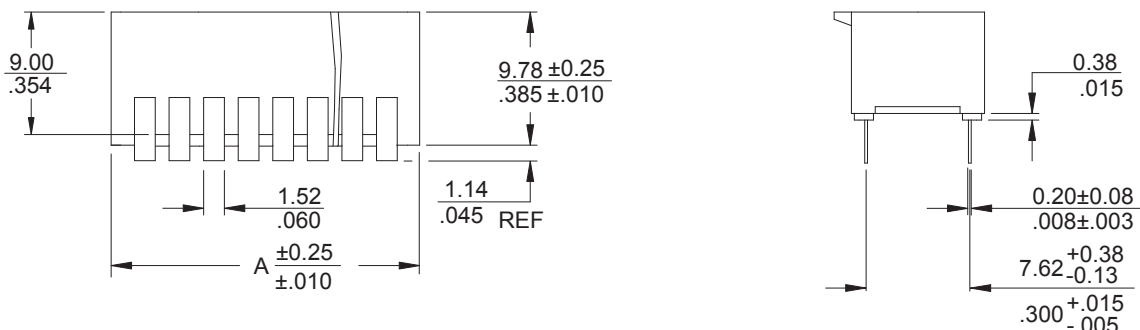
Marking

Special side or top marking available-consult CTS

Packaging

Standard : Anti-Static tube packaging

CTS SERIES 194/195



DIMENSION: $\frac{\text{mm}}{\text{inch}}$

"A" Overall Dimensions	No. of Switch Positions	Part Number
7.26 / .286	2	194/195-2MS
9.80 / .386	3	194/195-3MS
12.34 / .486	4	194/195-4MS
14.88 / .586	5	194/195-5MS
17.42 / .686	6	194/195-6MS
19.96 / .786	7	194/195-7MS
22.50 / .886	8	194/195-8MS
25.04 / .986	9	194/195-9MS
27.58 / 1.086	10	194/195-10MS

Ordering Information

194/195 - 08 M S T - N - P

- XX: # OF POSITIONS
- M: MEDIUM HEIGHT ACTUATOR (1.14mm/.045")
- S: BOTTOM EPOXY SEAL
- T: TOP TAPE SEAL (Optional)
- N: SHIP AT ON POSITION
- BLANK: SHIP AT OFF POSITION
- P: RoHS COMPLIANT
- BLANK: RoHS COMPLIANT FOR SHIPMENT FROM 7/01/06