

Fusetron®

Dual-Element, Time-Delay Fuses

Class RK5 – 250 Volt

FRN-R
70-600A



Catalog Symbol: FRN-R †
 Current-Limiting
 Dual-Element, Time-Delay – 10 seconds (minimum) at 500% rated current
 Ampere Rating: 70 to 600 Amperes
 Voltage Rating: 250 Volts AC (or less)
 Interrupting Rating: 200,000A RMS Sym.
 DC Ratings: 20,000 AIC @ 125 VDC 70-400 Amperes
 20,000 AIC @250 VDC 401-600 Amperes
 Agency Approvals:
 UL Listed, Std. 248-12, Class RK5, Guide JDDZ, File E4273
 CSA Certified, C22.2 No. 248.12, Class 1422-01, File 53787

Catalog Numbers

FRN-R-70	FRN-R-125	FRN-R-350
FRN-R-75	FRN-R-150	FRN-R-400
FRN-R-80	FRN-R-175	FRN-R-450
FRN-R-85	FRN-R-200	FRN-R-500
FRN-R-90	FRN-R-225	FRN-R-600
FRN-R-100	FRN-R-250	—
FRN-R-110	FRN-R-300	—

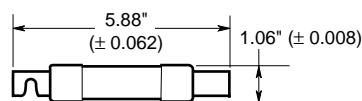
Carton Quantity and Weight

Ampere Ratings	Carton Qty.	Weight*	
		Lbs.	Kg.
70-100	5	1.5	0.680
101-200	1	0.77	0.349
201-400	1	1.52	0.689
401-600	1	3.0	1.4

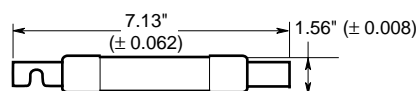
*Weight per carton.

† To obtain information for 0-60 Amps, access BIF # 1019

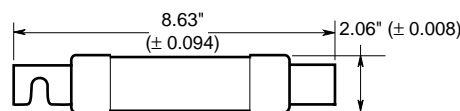
Dimensional Data



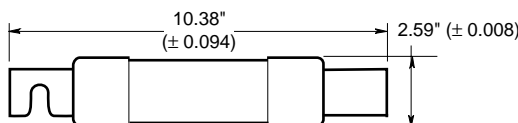
70A to 100A



110A to 200A



225A to 400A



450A to 600A

General Information:

- Provides motor overload, ground fault and short-circuit protection.
- Helps protect motors against burnout from overloads and single phasing when sized properly.
- Simplifies and improves blackout prevention (selective coordination).
- Dual-element fuses can be applied in circuits subject to temporary motor overloads and surge currents to provide both high performance short-circuit and overload protection.
- The overload element provides protection against low level overcurrent of overloads and will hold on inrush current which is five times greater than the ampere rating of the fuse for a minimum of ten seconds.

Fuse Reducers For Class R Fuses

Equipment Fuse Clips	Desired Fuse (Case) Size	Catalog Number (Pairs) 250V
200A	100A	No. 2621-R
400A	100A	No. 2641-R
	200A	No. 242-R
600A	100A	No. 2661-R
	200A	No. 2662-R
	400A	No. 2664-R*

*Single reducer only (pair not required).

CE CE logo denotes compliance with European Union Low Voltage Directive (50-1000 VAC, 75-1500 VDC). Refer to BIF document #8002 or contact Bussmann Application Engineering at 636-527-1270 for more information.

Fusetron®

Dual-Element, Time-Delay Fuses

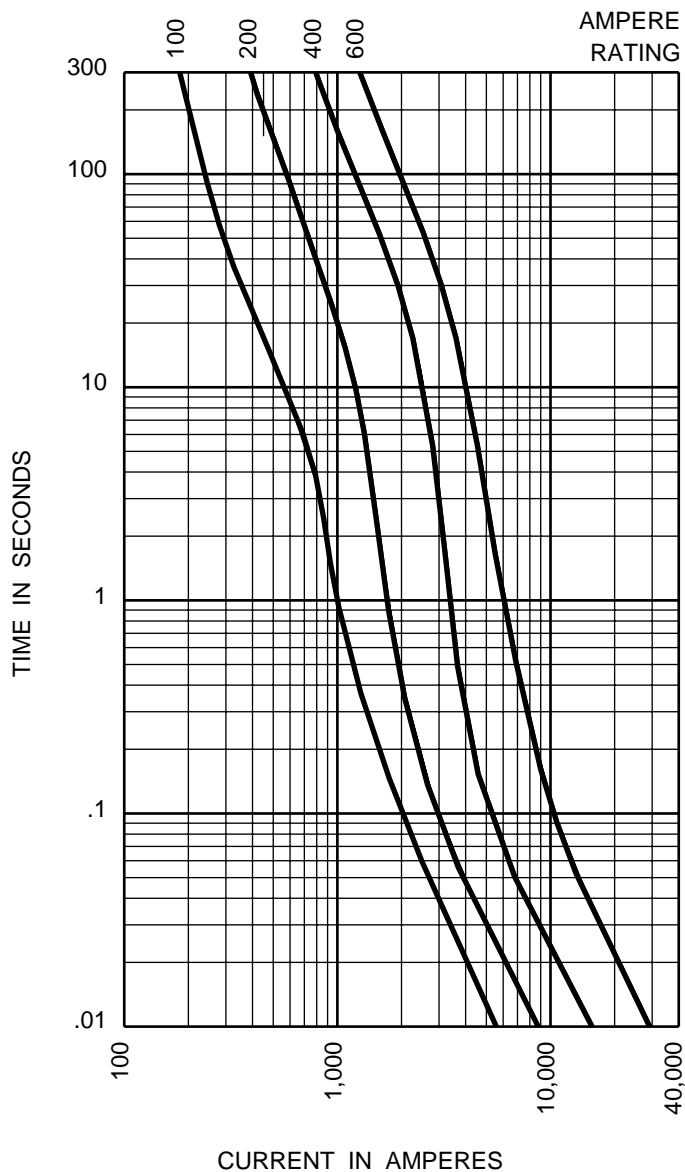
Class RK5 – 250 Volt

FRN-R
70-600A

Fuseblocks for Class R Fuses
(Clip Retaining Spring Standard, Suffix "R")

Amps	Poles	Basic Catalog Number	Terminal Type (Suffix No.)	
			Box Lug w/	Clip CU only
70	1	R25100-1	CR	COR
to	2	R25100-2	CR	COR
100	3	R25100-3	CR	COR
to 200	1	R25200-1	CR	—
to 400	1	R25400-1	CR	—
to 600	1	R25600-1	CR	—

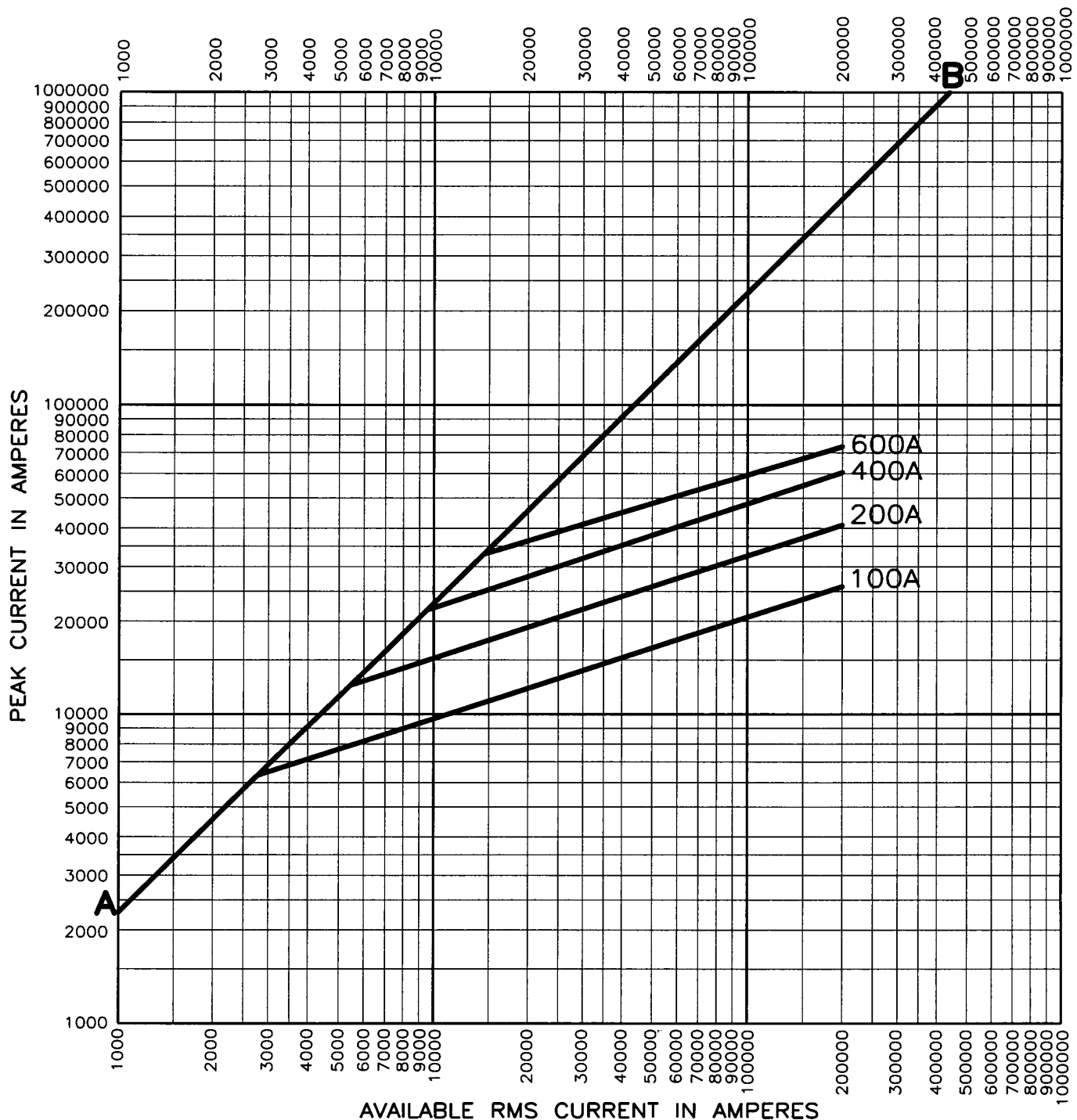
Time-Current Characteristic Curves—Average Melt



Fusetron®
Dual-Element, Time-Delay Fuses
Class RK5 - 250 Volt

FRN-R
70-600A

Current-Limitation Curves



The only controlled copy of this BIF document is the electronic read-only version located on the Bussmann Network Drive. All other copies of this document are by definition uncontrolled. This bulletin is intended to clearly present comprehensive product data and provide technical information that will help the end user with design applications. Bussmann reserves the right, without notice, to change design or construction of any products and to discontinue or limit distribution of any products. Bussmann also reserves the right to change or update, without notice, any technical information contained in this bulletin. Once a product has been selected, it should be tested by the user in all possible applications.