



SIGNAL RELAYS



✓ Active

[↓](#) **PRODUCT DRAWING**
English

[↓](#) **3D PDF**

TE CONNECTIVITY (TE)

IM03CGR=140MW 5V HDV

[Axicom](#) | [IM](#)

1462038-2

TE Internal Number: 1462038-2

[Always EU RoHS/ELV Compliant](#)

Contact Voltage Rating **250 VAC [220 VDC]**

Coil Power Rating (DC) (mW) **140**

Isolation (HF Parameter) **-37dB @ 100MHz, -18.8dB @ 900MHz**

Insertion Loss (HF Parameter) **-.33dB @ 900MHz, -.03dB @ 100MHz**

Insulation Initial Resistance (M Ω) **1000000**

Product Drawings

[IM2-G-Relay](#)

PDF
English

[IM-Relay Marking](#)

PDF
English

CAD Files

[Customer View Model](#)

2D_DXF.ZIP
English

[3D PDF](#)

PDF
3D

[Customer View Model](#)

3D_IGS.ZIP
English

[Customer View Model](#)

3D_STP.ZIP
English

Product Specifications

Product Specification

[IM Relay Datasheet](#)

PDF
English

[Definitions Relays](#)

PDF
English

Please review product documents or [contact us](#) for the latest agency approval information. Please Note: Use the Product Drawing for all design activity.

	Relay Type	IM Relay
Electrical Characteristics	Contact Voltage Rating	250 VAC [220 VDC]
	Coil Power Rating (DC) (mW)	140
	Insulation Initial Resistance (MΩ)	1000000
	Coil Voltage Rating (VAC)	5
	Contact Switching Voltage (Max)	250 VAC [220 VDC]
	Coil Magnetic System	Monostable, DC
	Insulation Initial Dielectric Between Coil/Contact Class	1500 V – 2500 VA
	Insulation Initial Dielectric Between Adjacent Contacts (Vrms)	1800
	Insulation Initial Dielectric Between Contacts and Coil (Vrms)	1800
	Contact Limiting Making Current (A)	2
	Insulation Initial Dielectric Between Open Contacts (Vrms)	1500
	Actuating System	DC
	Contact Limiting Short-Time Current (A)	2
	Contact Limiting Continuous Current (A)	2
	Coil Resistance (Ω)	178
	Contact Switching Load (Min)	.1mA @ .0001V
	Contact Limiting Breaking Current (A)	2
	Coil Power Rating Class	50 – 300mW
	Coil Type	Monostable
Voltage Standing Wave Ration (HF Parameter)	1.07 @ 100MHz, 1.45 @ 900MHz	
Signal Characteristics	Isolation (HF Parameter)	-37dB @ 100MHz, -18.8dB @ 900MHz
	Insertion Loss (HF Parameter)	-.33dB @ 900MHz, -.03dB @ 100MHz
Body Features	Insulation Special Features	2500V Initial Surge Withstand Voltage between Contacts & Coil
	Weight (oz)	.75
Contact Features	Terminal Type	PCB-SMT
	Contact Current Rating (A)	2
	Contact Arrangement	2 Form C (CO)
	Contact Material	PdRu
	Contact Number of Poles	2
	Contact Special Features	Bifurcated/Twin Contacts

Contact Current Class	0 – 2 A
Contact Plating Material	Gold

Mechanical Attachment	Mounting Type	Printed Circuit Board
-----------------------	---------------	------------------------------

Dimensions	Length Class (Mechanical)	0 – 10 mm
	Width Class (Mechanical)	0 – 6 mm
	Length (in)	10
	Width	6 mm [.236 in]
	Height Class (Mechanical)	0 – 6 mm
	Dimensions (L x W x H) (Approximate)	10 x 6 x 5.65 mm [.393 x .236 x .222 in]
	Height	5.6 mm [.221 in]

Usage Conditions	Environmental Category of Protection	RTV
	Environmental Ambient Temperature (Max)	85 °C [85 °F]
	Environmental Ambient Temperature Class	70 – 85°C

Operation/Application	Performance Type	High Dielectric
-----------------------	------------------	------------------------













Packaging Features	Packaging Method	Reel
--------------------	------------------	-------------

Other	Additional Features	Gull Wing
-------	---------------------	------------------

Product Compliance [Statement of Compliance](#)
PDF

[VIEW ALL PRODUCT COMPLIANCE](#)

CUSTOMERS ALSO BOUGHT

SIGNAL RELAYS		SURFACE MOUNT RESISTORS	
			
IME03GR=140MW 5V 2NO 1462043-3	RP 1J 0.166W 16K9 0.1% 25PPM 1K RL 1-2176089-9	CPF 0402 15K 0.1% 25PPM 1K RL CPF0402B15KE1	RP 1J 0.166W 10K2 0.1% 25PPM 1K RL 2176089-1
 Save to List  Find Similar Products	 Save to List  Find Similar Products	 Save to List  Find Similar Products	 Save to List  Find Similar Products

