



V23057 (Card E) series

8 Amp, Miniature Printed Circuit Board Relay

UL File E214025
UL

Users should thoroughly review the technical data before selecting a product part number. It is recommended that users also seek out the pertinent approvals files of the agencies/laboratories and review them to ensure the product meets the requirements for a given application.

Features

- 1 Form A (SPST-NO) and 1 Form C (SPDT).
- 8 amp rated current.
- Vertical or horizontal version.
- Single or bifurcated contacts.
- 4,000Vrms contact-to-coil dielectric.
- Washable (sealed) plastic case.

Mechanical Data

Termination: Printed circuit terminals.
Enclosure (94 V-0 rated): Sealed (RTIII) plastic case.
Weight: 0.28 oz. (8 g) approximately.

Contact Data

Arrangements: 1 Form A (SPST-NO) and 1 Form C (SPDT), single or bifurcated contact.

Material: Silver-nickel 0.15, silver-nickel 20 or silver-cadmium oxide.

Expected Mechanical Life: 20 million operations.

Ratings:

Current: 8A; 5A with silver-nickel 0.15 contacts.

Voltage: 250VAC.

Power (breaking): 2,000 VA.

Voltage (breaking): 440VAC.

Current (making, max. 4s at 10% duty cycle): 15A.

Silver-nickel 0.15

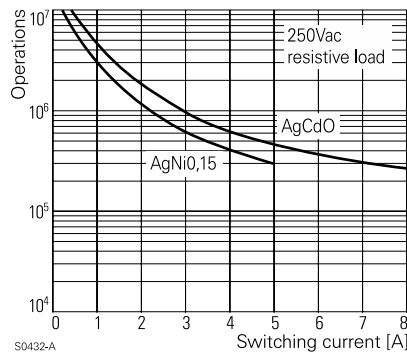
4 amp resistive, 30VDC, 2 million ops

1 amp inductive L / R = 40 ms, 24VDC, 200,000 ops.

Silver-cadmium oxide

1 amp cosj = 0.4, 230VAC, 500,000 ops.

Contact Life



S0432-A

Initial Dielectric Strength

Between Open Contacts: 1,000Vrms.

Between Coil and Contacts: 4,000Vrms.

Creepage/Clearance: 4/4mm.

Coil Data DC @ 20°C

Nominal Coil Power: 450 - 500mW, dependent upon model.

Nominal Voltage VDC	DC Resistance in Ohms	Must Operate Voltage VDC	Drop-out Voltage VDC	Maximum Voltage VDC	Nominal Coil Current (mA)
6	80 ±10%	4.0	0.6	10.6	75.0
12	330 ±10%	8.0	1.2	21.5	36.4
24	1,200 ±15%	16.0	2.4	40.0	20.0
48	4,700 ±15%	32.0	4.8	79.0	10.2
60	7,200 ±15%	40.0	6.0	98.0	8.3

Operate Data

Must Operate Voltage: See Coil Data table.

Operate Time: 7 ms.

Release Time: 3 ms.

Bounce Time (N/O contact / N/C contact): 0.5 ms / 3 ms.

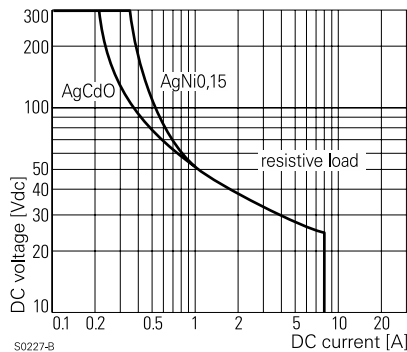
Switching Rate: 3,600 ops./hr. max. at rated load.

Environmental Data

Temperature Range:

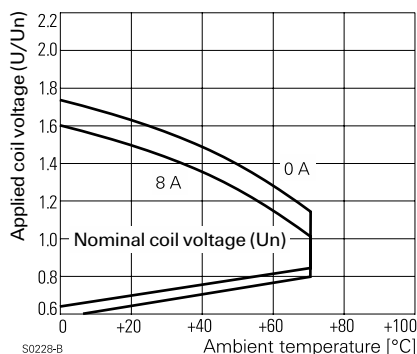
Operating: -40°C to +70°C.

Max. DC Load Breaking Capacity



S0227-B

Coil Operating Range



S0228-B

Ordering Information

Typical Part Number ▶

V23057 -A 0 006 -A 1 01

1. Basic Series:

V23057 = Card E miniature printed circuit board relay.

2. Mounting Orientation:

A = Horizontal. B = Vertical.

3. Version:

0 = Standard

4. Coil Voltage:

001 = 6VDC 002 = 12VDC 006 = 24VDC 013 = 48VDC 023 = 60VDC

5. Contact Type:

A = Single contact. B = Bifurcated contact (Not available on 1 Form A version).

6. Contact Material:

1 = Silver-nickel 0.15 2 = Silver-nickel 20 4 = Silver-cadmium oxide

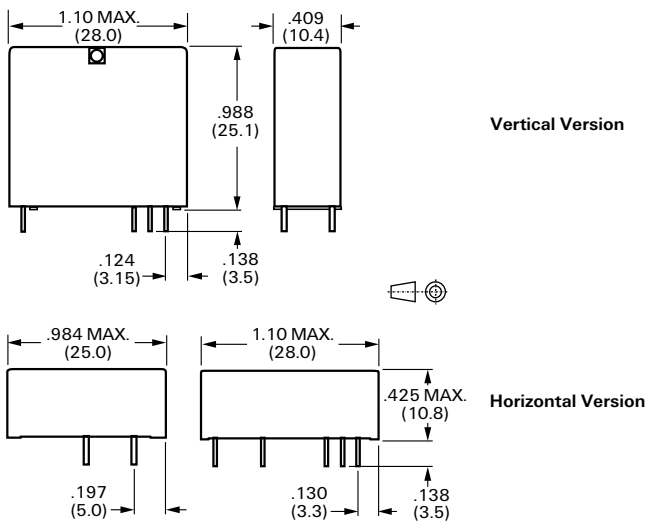
7. Contact Arrangement:

01 = 1 Form C (SPDT) 02 = 1 Form A (SPST-NO)

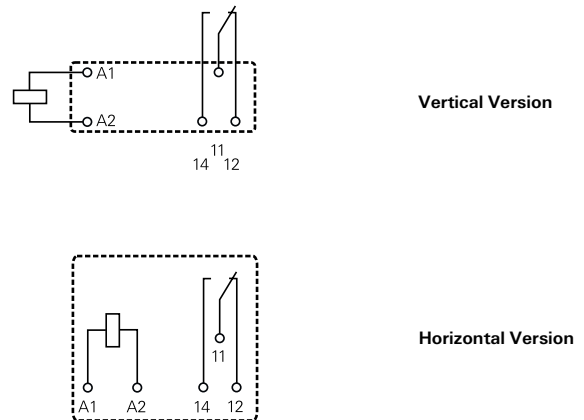
Our authorized distributors are more likely to stock the following items for immediate delivery.

None at present.

Outline Dimensions



Wiring Diagrams (Bottom Views)



PC Board Layouts (Bottom Views)

