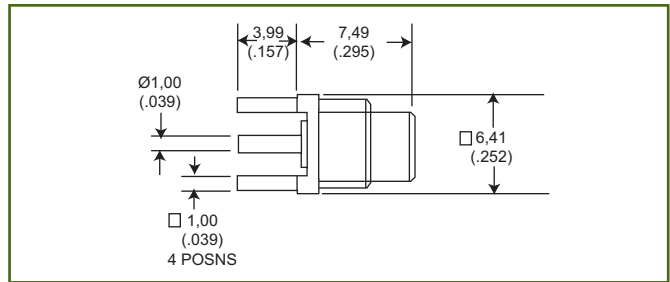


PRINTED CIRCUIT BOARD JACKS

SMC PCB preferred styles feature stepped legs. This allows the jacks to be raised from the surface of the PCB, thereby preventing the accumulation of soldering fluids and foreign bodies. A single piece conductor overcomes the problem of internal joint separation during continuous wave/flow soldering operations.

Straight PCB Jack, 1,00 (.039) square legs

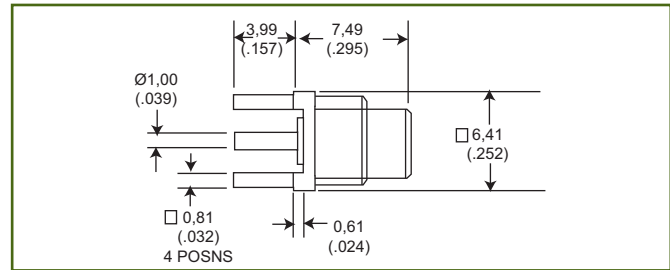
Part Number
B50 - 051 - 0000220



Mounting Plan A (Page 40)

Straight PCB Jack, 0,81 (.032) square legs

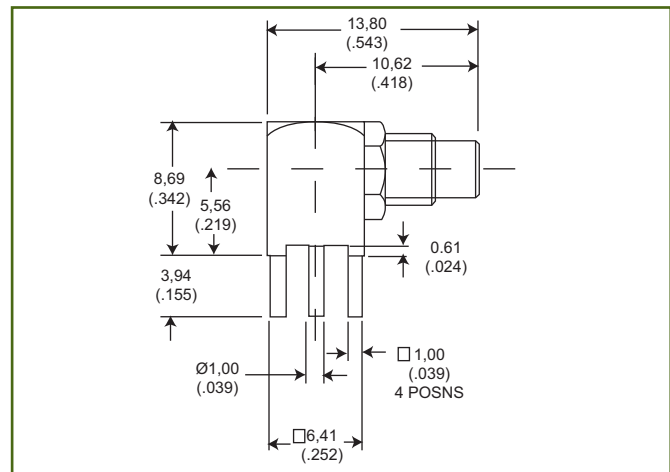
Part Number
B50 - 051 - 9019220



Mounting Plan B (Page 40)

Right Angle PCB Jack, 1,00 (.039) square legs

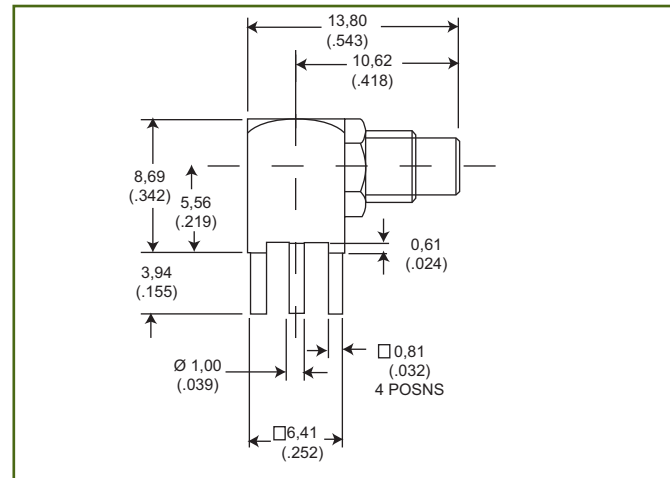
Part Number
B50 - 053 - 0000220



Mounting Plan A (Page 40)

Right Angle PCB Jack, 0,81 (.032) sq Legs

Part Number
B50 - 053 - 9019220



Mounting Plan B (Page 40)

