

Differential Mode EMI Filter Arrays



- Capable Of Up To 10 Amps Continuous Operation
- 3, 4, 5 & 8 Line Configurations For Installation Flexibility
- Thru-Hole (T) and Surface Mount (R) available
- Low DCR

PART NUMBER SYSTEM EXAMPLE

29	F	0303	0	I	0	-10
Material Type	Product Code	Part Size Code	Selected Dimension Code	Additional Description	Packaging Code	Additional Description

Part Number	Equivalent Circuit Diagram (Page 47)	TYPICAL IMPEDANCE (Ω)				Typical Peak Impedance (Ω)	Typical Peak Impedance Frequency (MHz)	DCR MAX (Ω)	Rated I Max (continuous) mA
		Z @ 25 MHz	Z @ 100 MHz	Z @ 500 MHz	Z @ 1 GHz				
29F0303-0T0-10	2	180	266	278	215	288	200	0.01	8,000
29F0318-1SR-10	2	70	119	119	118	119	500	0.01	6,000
29F0328-0T0-10	2	232	342	418	360	420	350	0.01	10,000
29F0330-2SR-10	2	125	200	201	160	210	300	0.01	9,000
29F0418-0SR-10	3	48	80	80	70	83	300	0.01	6,000
29F0418-1SR-10	3	70	119	119	118	119	500	0.01	6,000
29F0428-0T0-10	3	225	342	390	350	400	300	0.01	10,000
29F0429-0T0-10	3	180	245	270	211	280	200	0.01	8,000
29F0430-2SR-10	3	120	200	230	225	235	800	0.01	8,000
29F0430-4SR-10	3	175	290	268	209	300	200	0.01	9,000
29F0528-0T0-10	4	232	342	418	360	420	350	0.01	10,000
29F0818-0SR-10	5	48	75	80	70	83	370	0.01	6,000
29F0818-1SR-10	5	70	119	119	118	119	500	0.01	6,000

Part Number	Fig #	# of Lines	A mm (inches)	B mm (inches)	C mm (inches)
29F0303-0T0-10	1	3	7.62 (0.300)	5.08 (0.200)	10.44 (0.411)
29F0318-1SR-10	2	3	4.83 (0.190)	4.50 (0.177)	4.19 (0.165)
29F0328-0T0-10	1	3	8.34 (0.328)	10.88 (0.428)	10.57 (0.416)
29F0330-2SR-10	2	3	8.33 (0.328)	10.87 (0.428)	6.35 (0.250)
29F0418-0SR-10	4	4	6.10 (0.240)	4.50 (0.177)	2.92 (0.115)
29F0418-1SR-10	4	4	6.10 (0.240)	4.50 (0.177)	4.19 (0.165)
29F0428-0T0-10	3	4	10.88 (0.428)	10.88 (0.428)	10.57 (0.416)
29F0429-0T0-10	3	4	10.88 (0.428)	5.49 (0.216)	10.44 (0.411)
29F0430-2SR-10	4	4	10.87 (0.428)	10.87 (0.428)	6.35 (0.250)
29F0430-4SR-10	4	4	10.87 (0.428)	10.87 (0.428)	8.89 (0.350)
29F0528-0T0-10	5	5	13.42 (0.528)	10.88 (0.428)	10.57 (0.416)
29F0818-0SR-10	6	8	11.43 (0.450)	4.50 (0.177)	2.92 (0.115)
29F0818-1SR-10	6	8	11.43 (0.450)	4.50 (0.177)	4.19 (0.165)

Thru-Hole

Surface Mount

Figure #1

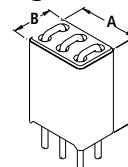


Figure #2

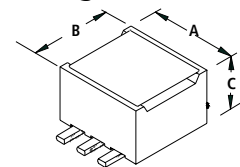


Figure #3

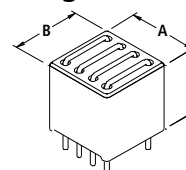


Figure #4

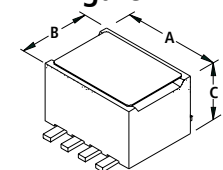


Figure #5

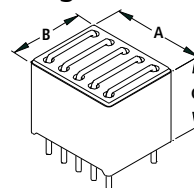
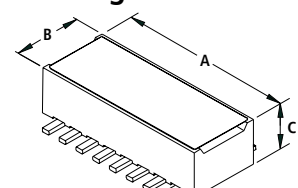
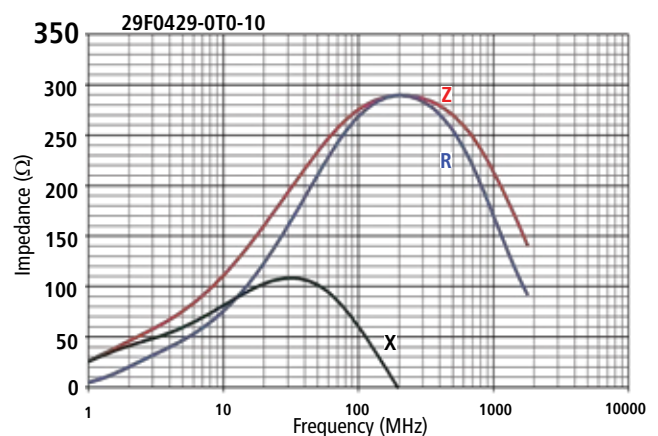
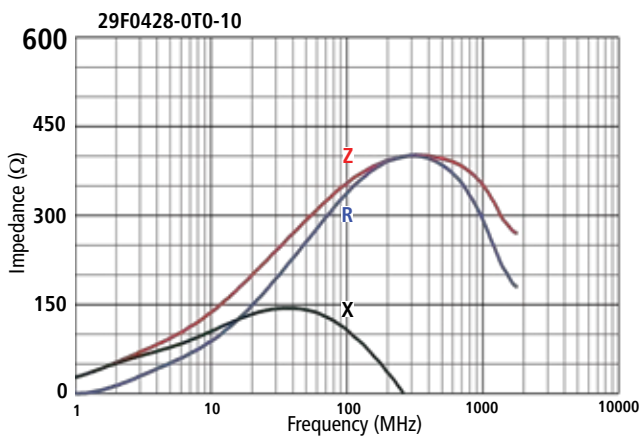
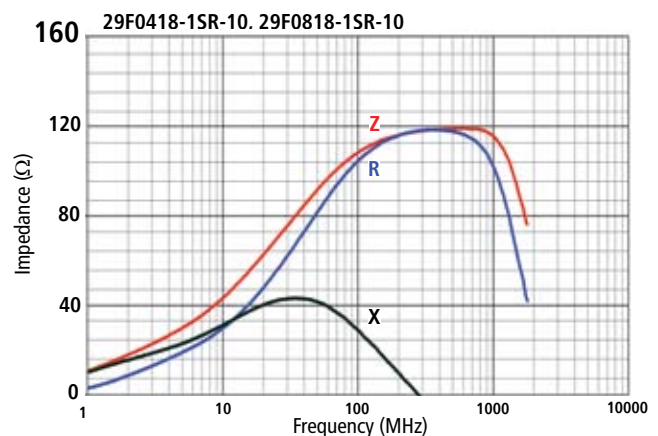
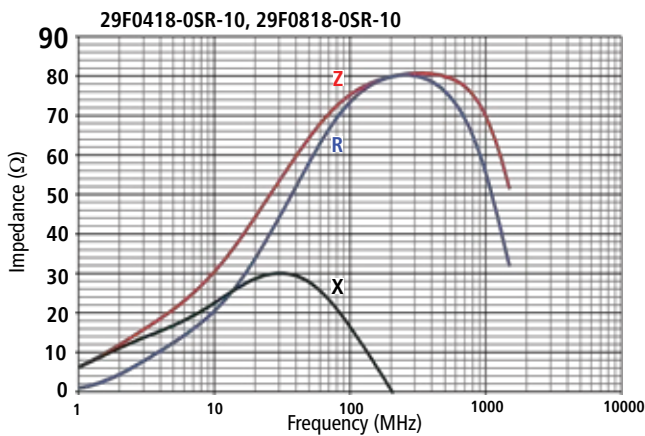
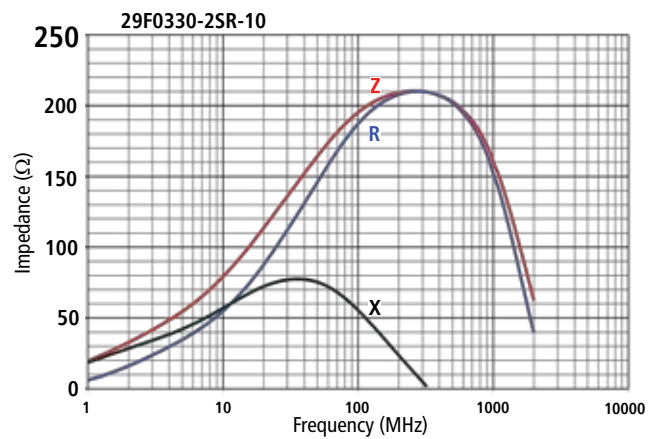
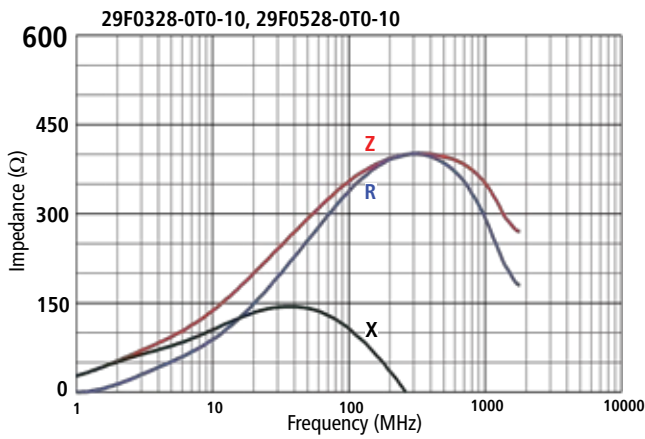
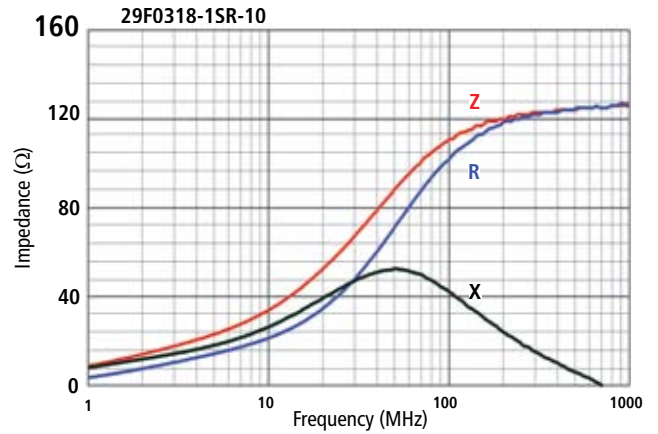
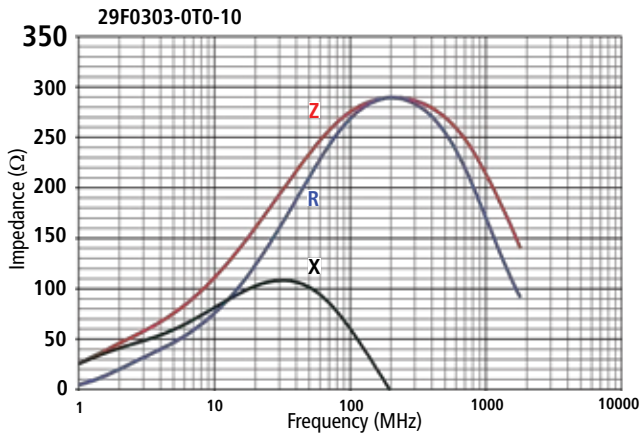


Figure #6

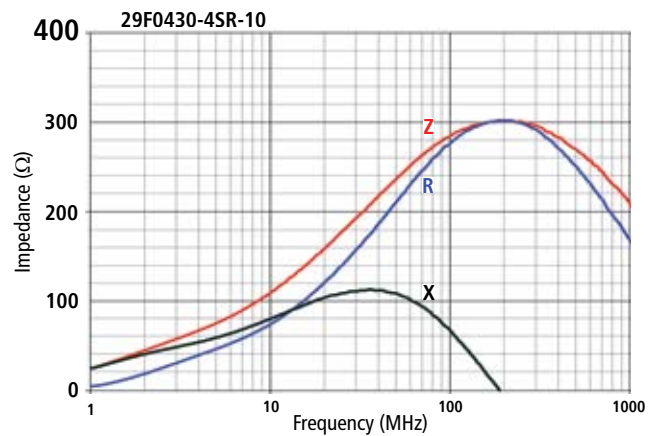
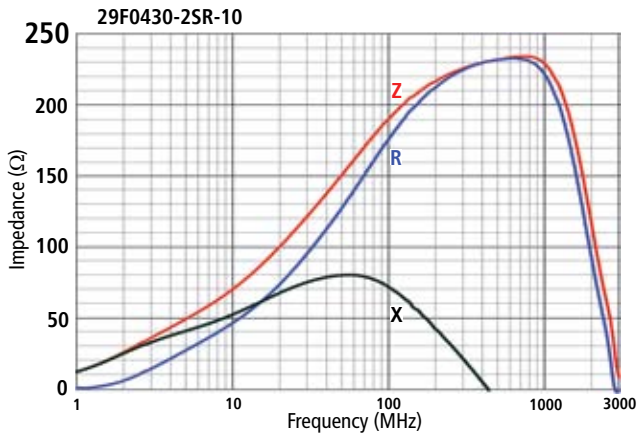


Refer to part print for additional dimensions.

Differential Mode EMI Filter Array Impedance Curves



Differential Mode EMI Filter Array Impedance Curves



Differential Mode Filter Equivalent Circuits

For parts shown on pages 44, 45, and 46

Diagram #1

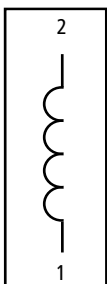


Diagram #2

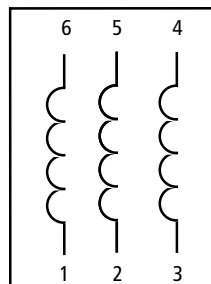


Diagram #3

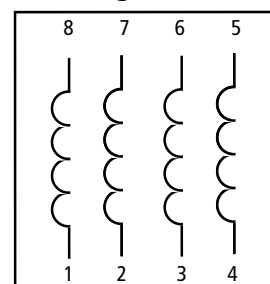


Diagram #4

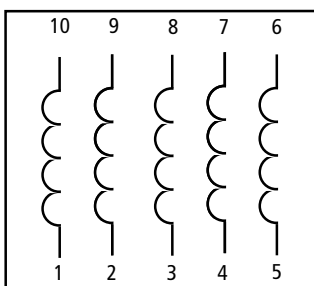
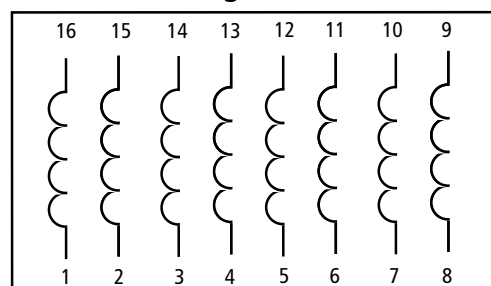


Diagram #5



Parts have no polarity