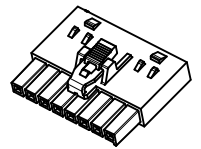
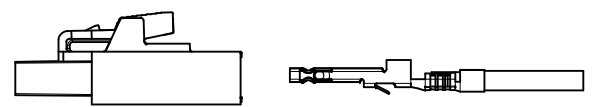
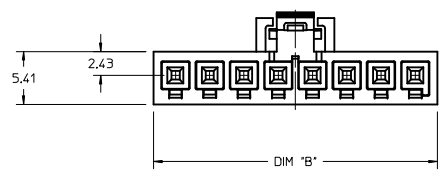


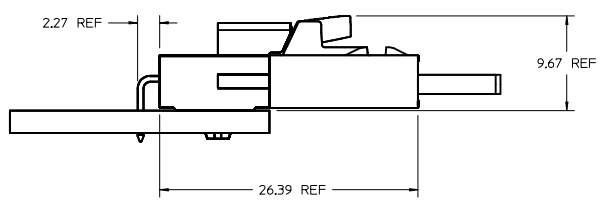
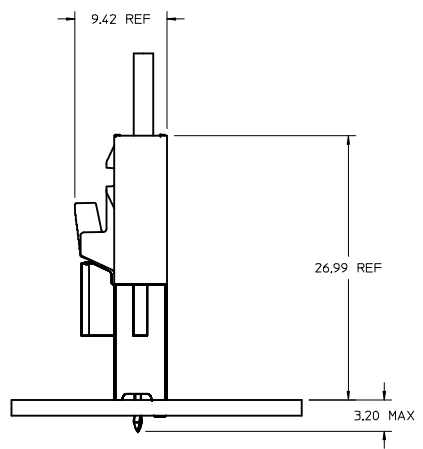
STANDARD HOUSING



WITH TPA FEATURE



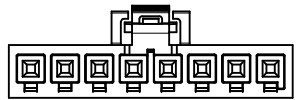
TERMINAL ORIENTATION



NOTES:

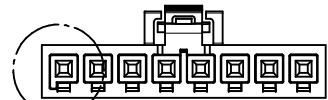
1. MATERIAL :  
 OPTION 1: PA4T NYLON V-O BLACK  
 OPTION 2: PA4T NYLON V-O NATURAL
2. PARTS TO BE PACKAGED PER PK-172323-0010
3. PRODUCT SPECIFICATION PS-172323-0001
4. PART MATES WITH MOLEX R/A HEADER ASSEMBLY 172310 AND VERTICAL HEADER ASSEMBLY 172286, 172287 SERIES.
5. TO USE WITH 172253 SERIES TERMINALS
6. TO USE WITH 172264 TPA
7. PARTS CONFORM TO CLASS 'B' REQUIREMENTS OF COSMETIC SPECIFICATION PS-45499-002
8. APPLICATION SPECIFICATION AS-172323-0001

X-RELEASE IEC NO: UCP2015-4103 DRAWN/DROSCA CHKD: APPR:RHODGE 2015/04/13 2015/04/15 A6	QUALITY SYMBOLS	GENERAL TOLERANCES (UNLESS SPECIFIED)	DIMENSION STYLE	SCALE	DESIGN UNITS	THIRD ANGLE PROJECTION
	▽=0	mm INCH	MM ONLY	4:1	METRIC	☉
	▽=0	4 PLACES ±--- ±--- 3 PLACES ±--- ±--- 2 PLACES ±0.25 ±--- 1 PLACE ±0.5 ±--- 0 PLACE ±--- ±---	DRAWN BY DATE DROSCA 2014/03/06	CHECKED BY DATE	TITLE ULTRA-FIT RECEPTACLE 2-8 CKTS SINGLE ROW SALES DRAWING	
	▽=0	ANGULAR ±1/2° DRAFT WHERE APPLICABLE MUST REMAIN WITHIN DIMENSIONS	APPROVED BY DATE JCOMERCI 2014/04/24	MATERIAL NO.	DOCUMENT NO.	SHEET NO.
			SEE CHART		SD-172256-0001	1 OF 2
			THIS DRAWING CONTAINS INFORMATION THAT IS PROPRIETARY TO MOLEX INCORPORATED AND SHOULD NOT BE USED WITHOUT WRITTEN PERMISSION			



KEY OPTION - BLACK COLOR  
(KEY A)  
172256-1\*\*\*

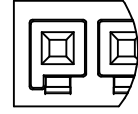
CIRCUIT SIZE  
0 - WITHOUT TPA  
1 - WITH TPA



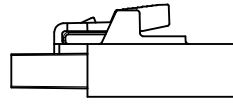
SEE DETAIL 1

KEY OPTION - NATURAL COLOR  
(KEY B)  
172256-2\*\*\*

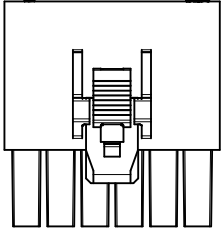
CIRCUIT SIZE  
0 - WITHOUT TPA  
1 - WITH TPA



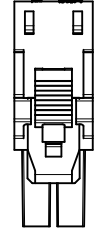
DETAIL 1  
SCALE 8:1



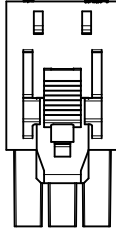
STANDARD HOUSING					
PART NO.	UL	COLOR	CIRCUIT SIZE	KEY OPTION	DIM B
172256-1002	V-0	BLACK	2	KEY A	8.00
172256-1003	V-0	BLACK	3	KEY A	11.50
172256-1004	V-0	BLACK	4	KEY A	15.00
172256-1005	V-0	BLACK	5	KEY A	18.50
172256-1006	V-0	BLACK	6	KEY A	22.00
172256-1007	V-0	BLACK	7	KEY A	25.50
172256-1008	V-0	BLACK	8	KEY A	29.00
172256-2002	V-0	NATURAL	2	KEY B	8.00
172256-2003	V-0	NATURAL	3	KEY B	11.50
172256-2004	V-0	NATURAL	4	KEY B	15.00
172256-2005	V-0	NATURAL	5	KEY B	18.50
172256-2006	V-0	NATURAL	6	KEY B	22.00
172256-2007	V-0	NATURAL	7	KEY B	25.50
172256-2008	V-0	NATURAL	8	KEY B	29.00



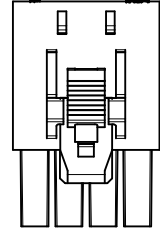
STANDARD HOUSING



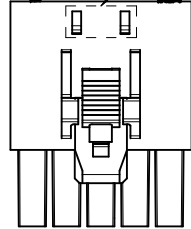
2 CKT



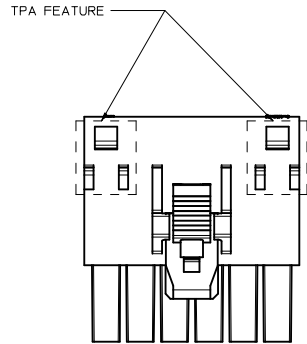
3 CKT



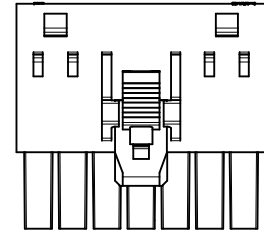
4 CKT



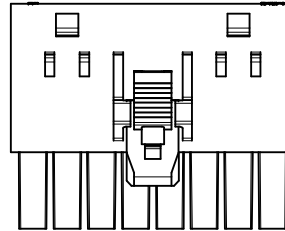
5 CKT



6 CKT



7 CKT



8 CKT

TPA LATCH OPTION

WITH TPA ATTACH FEATURE					
PART NO.	UL	COLOR	CIRCUIT SIZE	KEY OPTION	DIM B
172256-1102	V-0	BLACK	2	KEY A	8.00
172256-1103	V-0	BLACK	3	KEY A	11.50
172256-1104	V-0	BLACK	4	KEY A	15.00
172256-1105	V-0	BLACK	5	KEY A	18.50
172256-1106	V-0	BLACK	6	KEY A	22.00
172256-1107	V-0	BLACK	7	KEY A	25.50
172256-1108	V-0	BLACK	8	KEY A	29.00
172256-2102	V-0	NATURAL	2	KEY B	8.00
172256-2103	V-0	NATURAL	3	KEY B	11.50
172256-2104	V-0	NATURAL	4	KEY B	15.00
172256-2105	V-0	NATURAL	5	KEY B	18.50
172256-2106	V-0	NATURAL	6	KEY B	22.00
172256-2107	V-0	NATURAL	7	KEY B	25.50
172256-2108	V-0	NATURAL	8	KEY B	29.00

<b>SEE PAGE 1</b> IEC NO: UCF2015-4103 DRAWN/DROSCA 2015/04/13 CHKD: APPR:RHODGE 2015/04/15 REV DESCRIPTION	QUALITY SYMBOLS	GENERAL TOLERANCES (UNLESS SPECIFIED)	DIMENSION STYLE	SCALE	DESIGN UNITS	THIRD ANGLE PROJECTION
	$\nabla=0$ $\nabla=0$ $\nabla=0$	4 PLACES ± mm ± INCH 3 PLACES ± --- ± --- 2 PLACES ± 0.25 ± --- 1 PLACE ± 0.5 ± --- 0 PLACE ± --- ± ---	MM ONLY	4:1	METRIC	
	DRAFT WHERE APPLICABLE MUST REMAIN WITHIN DIMENSIONS	DRAWN BY DATE DROSCA 2014/03/06 CHECKED BY DATE APPROVED BY DATE JCOMERCI 2014/04/24	MATERIAL NO. <b>SEE PAGE 1</b>	TITLE <b>ULTRA-FIT RECEPTACLE          2-8 CKTS SINGLE ROW          SALES DRAWING</b>	DOCUMENT NO. <b>SD-172256-0001</b>	SHEET NO. <b>2 OF 2</b>