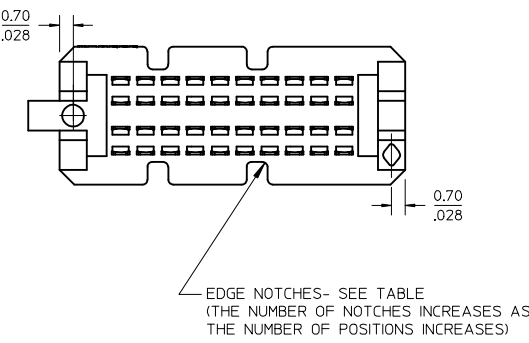
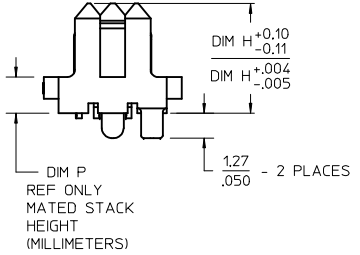
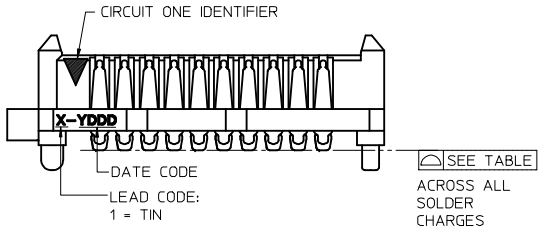
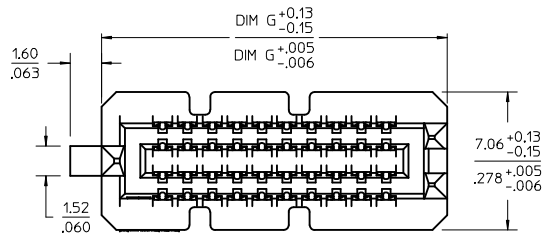
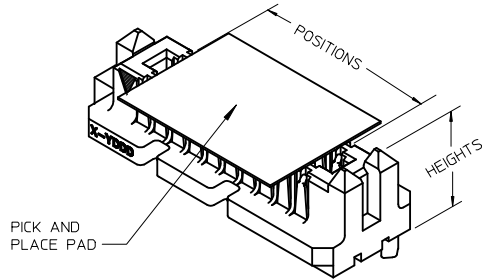


10 9 8 7 6 5 4 3 2 1



10 POSITION SHOWN



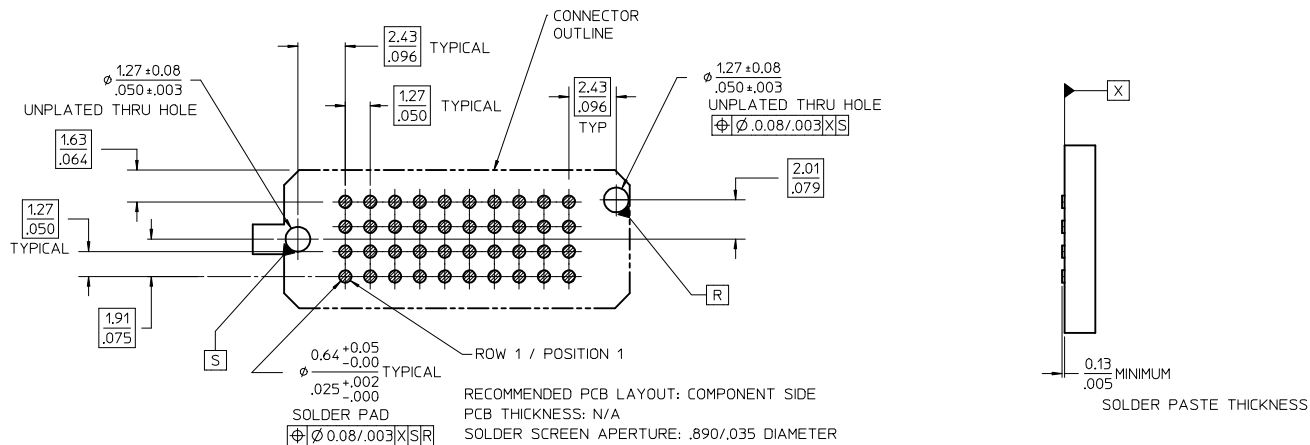
NOTES:

- MATERIALS: HOUSING: GLASS FILLED, LCP, UL94V-0, BLACK
CONTACTS: COPPER ALLOY
SOLDER CHARGE: 95.5% TIN, 3.8% SILVER, 0.7 % COPPER
- FINISHES:
CONTACT AREA: 30 MICROINCH MINIMUM GOLD
TAIL AREA:
- *1** ASSEMBLIES: 7 MICROINCH MINIMUM GOLD
ALL OTHER ASSEMBLIES: 50 MICROINCH MINIMUM TIN
ENTIRE TERMINAL: NICKEL UNDERPLATE
- PRODUCT SPECIFICATION: PS-45970-001
- PACKAGING SPECIFICATION: PK-45970-002
- MATES WITH SEARAY RECPT ASSEMBLY 46557
- APPLICATION SPECIFICATION: AS-45970-001
- COSMETIC SPECIFICATION: PS-45499-002 CLASS B
- PART STATUS: CONTACT MOLEX

POSITIONS	DIM G		TOTAL NUMBER OF EDGE NOTCHES
10	17.68/1.696	0.15/0.006	4
15	24.02/1.946	0.15/0.006	6
20	30.37/1.196	0.15/0.006	10
25	36.72/1.446	0.15/0.006	12
30	43.07/1.696	0.15/0.006	14
35	49.42/1.946	0.15/0.006	16
40	55.77/2.196	0.15/0.006	20
45	62.12/2.446	0.23/0.009	22
50	68.47/2.696	0.23/0.009	24

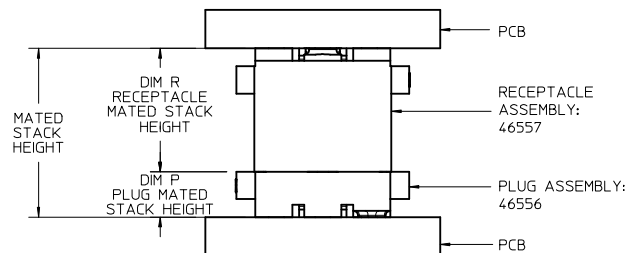
ADD NOTCH COUNT INFORMATION EC NO: UCP2015-1206 DRAWN BY: DRWAH/HPPL 2014/09/22 CHKD: DMORGAN 2014/10/23 APPR: SMILLER 2015/01/05	QUALITY SYMBOLS ▽=0 ▽=0 ▽=0	GENERAL TOLERANCES (UNLESS SPECIFIED) mm INCH 4 PLACES ± --- ± --- 3 PLACES ± --- ± .010 2 PLACES ± 0.25 ± .015 1 PLACE ± 0.38 ± --- 0 PLACE ± ±	DIMENSION STYLE MM/IN DRAWN BY: TREGORI DATE: 2007/05/17 CHECKED BY: JCOMERC I DATE: 2007/05/17 APPROVED BY: JCOMERC I DATE: 2010/03/05	SCALE: 4:1 DESIGN UNITS: INCH THIRD ANGLE PROJECTION	
	TITLE: SEARAY SLIM (4 ROW) PLUG, ASSEMBLY 1.27/.050 PITCH			MATERIAL NO. SEE TABLE SHT 3 DOCUMENT NO. SD-46556-001 SHEET NO. 1 OF 3	
	DRAFT WHERE APPLICABLE MUST REMAIN WITHIN DIMENSIONS				
	THIS DRAWING CONTAINS INFORMATION THAT IS PROPRIETARY TO MOLEX INCORPORATED AND SHOULD NOT BE USED WITHOUT WRITTEN PERMISSION				

9 8 7 6 5 4 3 2 1



DIM P PLUG STACK HEIGHT	DIM R RECEPTACLE STACK HEIGHT					
	MM	5.0	6.0	6.5	7.5	8.0
2.0	7.0	8.0	8.5	9.5	10.0	11.0
3.0	8.0	9.0	9.5	10.5	11.0	11.5
3.5	8.5	9.5	10.0	11.0	11.5	11.5
2.5	7.5	8.5	9.0	10.0	10.5	10.5
4.5	9.5	10.5	11.0	12.0	12.5	12.5
5.0	10.0	11.0	11.5	12.5	13.0	13.0
7.0	12.0	13.0	13.5	14.5	15.0	15.0

MATED STACK HEIGHTS
GIVEN IN MILLIMETERS (MM) FOR REFERENCE ONLY



MATED STACK HEIGHTS
GIVEN IN MILLIMETERS (MM) FOR REFERENCE ONLY

SEE SHEET 1	EC NO: UCP2015-1206	2014/09/22	QUALITY SYMBOLS	GENERAL TOLERANCES (UNLESS SPECIFIED)		DIMENSION STYLE		SCALE	DESIGN UNITS	THIRD ANGLE PROJECTION
	DRW:RWHIPPLE	2014/09/22		mm	INCH	MM/IN	4:1	INCH		
	CHKC:DMORGAN	2014/10/23		4 PLACES ± ---	± ---	TGREGORI	DATE	TITLE		
	APPR:SMILLER	2015/01/05		3 PLACES ± ---	± .010	CHECKED BY	DATE			
		2 PLACES ± 0.25	± .015	JCOMERCI	2007/05/17	SEARAY SLIM (4 ROW) PLUG, ASSEMBLY 1.27/.050 PITCH				
		1 PLACE ± 0.38	± ---	APPROVED BY	DATE					
		0 PLACE ±	±	JCOMERCI	2010/03/05	DOCUMENT NO.				
		ANGULAR ± 1/2°		MATERIAL NO.				SD-46556-001		
		DRAFT WHERE APPLICABLE MUST REMAIN WITHIN DIMENSIONS		SEE TABLE SHT 3		SHEET NO.				
				SIZE B		2 OF 3				
						THIS DRAWING CONTAINS INFORMATION THAT IS PROPRIETARY TO MOLEX INCORPORATED AND SHOULD NOT BE USED WITHOUT WRITTEN PERMISSION				

10 9 8 7 6 5 4 3 2 1

DIM P:	2.0 MM	3.0 MM	3.5 MM	2.5 MM	4.5 MM	5.0 MM	7.0 MM
DIM H:	5.61/.221	6.60/.260	7.11/.280	6.12/.241	8.10/.319	8.61/.339	10.71/.418
POSITIONS	MATERIAL NO	MATERIAL NO	MATERIAL NO	MATERIAL NO	MATERIAL NO	MATERIAL NO	MATERIAL NO
10	46556-1145	46556-1245	46556-1345	46556-1445	46556-1545	46556-1645	46556-1745
20	46556-2145	46556-2245	46556-2345	46556-2445	46556-2545	46556-2645	46556-2745
30	46556-3145	46556-3245	46556-3345	46556-3445	46556-3545	46556-3645	46556-3745
40	46556-4145	46556-4245	46556-4345	46556-4445	46556-4545	46556-4645	46556-4745
50	46556-5145	46556-5245	46556-5345	46556-5445	46556-5545	46556-5645	46556-5745
15	46556-6145	46556-6245	46556-6345	46556-6445	46556-6545	46556-6645	46556-6745
25	46556-7145	46556-7245	46556-7345	46556-7445	46556-7545	46556-7645	46556-7745
35	46556-8145	46556-8245	46556-8345	46556-8445	46556-8545	46556-8645	46556-8745
45	46556-9145	46556-9245	46556-9345	46556-9445	46556-9545	46556-9645	46556-9745

MATED STACK HEIGHTS
GIVEN IN MILLIMETERS (MM) FOR REFERENCE ONLY

SEE SHEET 1 EC NO: UCP2015-1206 DRAWN: RWHIPPLE 2014/09/22 CHKD: DMORGAN 2014/10/23 APPR: SMILLER 2015/01/05	QUALITY SYMBOLS	GENERAL TOLERANCES (UNLESS SPECIFIED)		DIMENSION STYLE MM/IN		SCALE 1:1	DESIGN UNITS INCH	THIRD ANGLE PROJECTION	
	$\nabla F=0$	4 PLACES	mm	INCH	DRAWN BY	DATE	TITLE SEARAY SLIM (4 ROW) PLUG, ASSEMBLY 1.27/.050 PITCH molex DOCUMENT NO. SD-46556-001 SHEET NO. 3 OF 3		
	$\nabla F=0$	3 PLACES	± ---	± ---	TGREGORI	2007/05/17			
	$\nabla F=0$	2 PLACES	± 0.25	± .010	JCOMERC I	2007/05/17			
$\nabla F=0$	1 PLACE	± 0.38	± ---	JCOMERC I	2010/03/05				
		0 PLACE	±	±	APPROVED BY				
			ANGULAR ±1/2°		DATE				
			DRAFT WHERE APPLICABLE MUST REMAIN WITHIN DIMENSIONS		MATERIAL NO.				
					SEE TABLE				
					SIZE B				
					THIS DRAWING CONTAINS INFORMATION THAT IS PROPRIETARY TO MOLEX INCORPORATED AND SHOULD NOT BE USED WITHOUT WRITTEN PERMISSION				

9 8 7 6 5 4 3 2 1