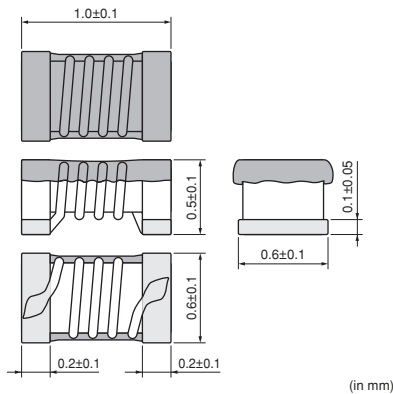


# LQW15AN\_80 Series 0402/1005 (inch/mm)



## ■ Dimensions



## ■ Packaging

Code	Packaging	Minimum Quantity
D	ø180mm Paper Taping	10000
B	Packing in Bulk	500

## ■ Rated Value (□: packaging code)

Part Number	Inductance	Inductance Test Frequency	Rated Current	Max. of DC Resistance	Q (min.)	Q Test Frequency	Self-Resonance Frequency (min.)
LQW15AN1N3C80□	1.3nH ±0.2nH	100MHz	3150mA	0.012Ω	20	250MHz	18.0GHz
LQW15AN1N3D80□	1.3nH ±0.5nH	100MHz	3150mA	0.012Ω	20	250MHz	18.0GHz
LQW15AN1N5C80□	1.5nH ±0.2nH	100MHz	2100mA	0.028Ω	20	250MHz	18.0GHz
LQW15AN1N5D80□	1.5nH ±0.5nH	100MHz	2100mA	0.028Ω	20	250MHz	18.0GHz
LQW15AN1N6C80□	1.6nH ±0.2nH	100MHz	1450mA	0.045Ω	20	250MHz	18.0GHz
LQW15AN1N6D80□	1.6nH ±0.5nH	100MHz	1450mA	0.045Ω	20	250MHz	18.0GHz
LQW15AN1N7C80□	1.7nH ±0.2nH	100MHz	1150mA	0.065Ω	20	250MHz	18.0GHz
LQW15AN1N7D80□	1.7nH ±0.5nH	100MHz	1150mA	0.065Ω	20	250MHz	18.0GHz
LQW15AN2N2B80□	2.2nH ±0.1nH	100MHz	2530mA	0.022Ω	30	250MHz	15.5GHz
LQW15AN2N2C80□	2.2nH ±0.2nH	100MHz	2530mA	0.022Ω	30	250MHz	15.5GHz
LQW15AN2N2D80□	2.2nH ±0.5nH	100MHz	2530mA	0.022Ω	30	250MHz	15.5GHz
LQW15AN2N2G80□	2.2nH ±2%	100MHz	2530mA	0.022Ω	30	250MHz	15.5GHz
LQW15AN2N3B80□	2.3nH ±0.1nH	100MHz	2530mA	0.022Ω	30	250MHz	15.5GHz
LQW15AN2N3C80□	2.3nH ±0.2nH	100MHz	2530mA	0.022Ω	30	250MHz	15.5GHz
LQW15AN2N3D80□	2.3nH ±0.5nH	100MHz	2530mA	0.022Ω	30	250MHz	15.5GHz
LQW15AN2N3G80□	2.3nH ±2%	100MHz	2530mA	0.022Ω	30	250MHz	15.5GHz
LQW15AN2N4B80□	2.4nH ±0.1nH	100MHz	2530mA	0.022Ω	30	250MHz	15.5GHz
LQW15AN2N4C80□	2.4nH ±0.2nH	100MHz	2530mA	0.022Ω	30	250MHz	15.5GHz
LQW15AN2N4D80□	2.4nH ±0.5nH	100MHz	2530mA	0.022Ω	30	250MHz	15.5GHz
LQW15AN2N4G80□	2.4nH ±2%	100MHz	2530mA	0.022Ω	30	250MHz	15.5GHz
LQW15AN2N5B80□	2.5nH ±0.1nH	100MHz	2100mA	0.030Ω	30	250MHz	15.5GHz
LQW15AN2N5C80□	2.5nH ±0.2nH	100MHz	2100mA	0.030Ω	30	250MHz	15.5GHz
LQW15AN2N5D80□	2.5nH ±0.5nH	100MHz	2100mA	0.030Ω	30	250MHz	15.5GHz
LQW15AN2N5G80□	2.5nH ±2%	100MHz	2100mA	0.030Ω	30	250MHz	15.5GHz
LQW15AN2N6B80□	2.6nH ±0.1nH	100MHz	1950mA	0.035Ω	30	250MHz	14.5GHz
LQW15AN2N6C80□	2.6nH ±0.2nH	100MHz	1950mA	0.035Ω	30	250MHz	14.5GHz

Operating Temperature Range (Self-temperature rise is not included): -55~125°C

For reflow soldering only.

Continued on the following page.

● This data sheet is applied for INDUCTORS (COILS) used for General Electronics equipment for your design.

### △ Note:

- This datasheet is downloaded from the website of Murata Manufacturing co., ltd. Therefore, it's specifications are subject to change or our products in it may be discontinued without advance notice. Please check with our sales representatives or product engineers before ordering.
- This datasheet has only typical specifications because there is no space for detailed specifications. Therefore, please approve our product specifications or transact the approval sheet for product specifications before ordering.

Part Number	Inductance	Inductance Test Frequency	Rated Current	Max. of DC Resistance	Q (min.)	Q Test Frequency	Self-Resonance Frequency (min.)
LQW15AN2N6D80□	2.6nH ±0.5nH	100MHz	1950mA	0.035Ω	30	250MHz	14.5GHz
LQW15AN2N6G80□	2.6nH ±2%	100MHz	1950mA	0.035Ω	30	250MHz	14.5GHz
LQW15AN2N7B80□	2.7nH ±0.1nH	100MHz	1500mA	0.047Ω	28	250MHz	14.0GHz
LQW15AN2N7C80□	2.7nH ±0.2nH	100MHz	1500mA	0.047Ω	28	250MHz	14.0GHz
LQW15AN2N7D80□	2.7nH ±0.5nH	100MHz	1500mA	0.047Ω	28	250MHz	14.0GHz
LQW15AN2N7G80□	2.7nH ±2%	100MHz	1500mA	0.047Ω	28	250MHz	14.0GHz
LQW15AN2N8B80□	2.8nH ±0.1nH	100MHz	1500mA	0.047Ω	27	250MHz	13.5GHz
LQW15AN2N8C80□	2.8nH ±0.2nH	100MHz	1500mA	0.047Ω	27	250MHz	13.5GHz
LQW15AN2N8D80□	2.8nH ±0.5nH	100MHz	1500mA	0.047Ω	27	250MHz	13.5GHz
LQW15AN2N8G80□	2.8nH ±2%	100MHz	1500mA	0.047Ω	27	250MHz	13.5GHz
LQW15AN2N9B80□	2.9nH ±0.1nH	100MHz	1500mA	0.047Ω	25	250MHz	12.5GHz
LQW15AN2N9C80□	2.9nH ±0.2nH	100MHz	1500mA	0.047Ω	25	250MHz	12.5GHz
LQW15AN2N9D80□	2.9nH ±0.5nH	100MHz	1500mA	0.047Ω	25	250MHz	12.5GHz
LQW15AN2N9G80□	2.9nH ±2%	100MHz	1500mA	0.047Ω	25	250MHz	12.5GHz
LQW15AN3N0B80□	3nH ±0.1nH	100MHz	1350mA	0.063Ω	20	250MHz	12.5GHz
LQW15AN3N0C80□	3nH ±0.2nH	100MHz	1350mA	0.063Ω	20	250MHz	12.5GHz
LQW15AN3N0D80□	3nH ±0.5nH	100MHz	1350mA	0.063Ω	20	250MHz	12.5GHz
LQW15AN3N0G80□	3.0nH ±2%	100MHz	1350mA	0.063Ω	20	250MHz	12.5GHz
LQW15AN3N3B80□	3.3nH ±0.1nH	100MHz	2000mA	0.030Ω	30	250MHz	14.0GHz
LQW15AN3N3C80□	3.3nH ±0.2nH	100MHz	2000mA	0.030Ω	30	250MHz	14.0GHz
LQW15AN3N3D80□	3.3nH ±0.5nH	100MHz	2000mA	0.030Ω	30	250MHz	14.0GHz
LQW15AN3N3G80□	3.3nH ±2%	100MHz	2000mA	0.030Ω	30	250MHz	14.0GHz
LQW15AN3N4B80□	3.4nH ±0.1nH	100MHz	1950mA	0.030Ω	30	250MHz	10.0GHz
LQW15AN3N4C80□	3.4nH ±0.2nH	100MHz	1950mA	0.030Ω	30	250MHz	10.0GHz
LQW15AN3N4D80□	3.4nH ±0.5nH	100MHz	1950mA	0.030Ω	30	250MHz	10.0GHz
LQW15AN3N4G80□	3.4nH ±2%	100MHz	1950mA	0.030Ω	30	250MHz	10.0GHz
LQW15AN3N5B80□	3.5nH ±0.1nH	100MHz	1950mA	0.030Ω	30	250MHz	10.0GHz
LQW15AN3N5C80□	3.5nH ±0.2nH	100MHz	1950mA	0.030Ω	30	250MHz	10.0GHz
LQW15AN3N5D80□	3.5nH ±0.5nH	100MHz	1950mA	0.030Ω	30	250MHz	10.0GHz
LQW15AN3N5G80□	3.5nH ±2%	100MHz	1950mA	0.030Ω	30	250MHz	10.0GHz
LQW15AN3N6B80□	3.6nH ±0.1nH	100MHz	1950mA	0.030Ω	30	250MHz	10.0GHz
LQW15AN3N6C80□	3.6nH ±0.2nH	100MHz	1950mA	0.030Ω	30	250MHz	10.0GHz
LQW15AN3N6D80□	3.6nH ±0.5nH	100MHz	1950mA	0.030Ω	30	250MHz	10.0GHz
LQW15AN3N6G80□	3.6nH ±2%	100MHz	1950mA	0.030Ω	30	250MHz	10.0GHz
LQW15AN3N7B80□	3.7nH ±0.1nH	100MHz	1950mA	0.030Ω	35	250MHz	10.0GHz
LQW15AN3N7C80□	3.7nH ±0.2nH	100MHz	1950mA	0.030Ω	35	250MHz	10.0GHz
LQW15AN3N7D80□	3.7nH ±0.5nH	100MHz	1950mA	0.030Ω	35	250MHz	10.0GHz
LQW15AN3N7G80□	3.7nH ±2%	100MHz	1950mA	0.030Ω	35	250MHz	10.0GHz
LQW15AN3N8B80□	3.8nH ±0.1nH	100MHz	1950mA	0.030Ω	35	250MHz	10.0GHz
LQW15AN3N8C80□	3.8nH ±0.2nH	100MHz	1950mA	0.030Ω	35	250MHz	10.0GHz
LQW15AN3N8D80□	3.8nH ±0.5nH	100MHz	1950mA	0.030Ω	35	250MHz	10.0GHz
LQW15AN3N8G80□	3.8nH ±2%	100MHz	1950mA	0.030Ω	35	250MHz	10.0GHz
LQW15AN3N9B80□	3.9nH ±0.1nH	100MHz	1950mA	0.030Ω	35	250MHz	10.0GHz
LQW15AN3N9C80□	3.9nH ±0.2nH	100MHz	1950mA	0.030Ω	35	250MHz	10.0GHz
LQW15AN3N9D80□	3.9nH ±0.5nH	100MHz	1950mA	0.030Ω	35	250MHz	10.0GHz


Operating Temperature Range (Self-temperature rise is not included): -55~125°C  
For reflow soldering only.

Continued on the following page.

● This data sheet is applied for INDUCTORS (COILS) used for General Electronics equipment for your design.


**Note:**

- This datasheet is downloaded from the website of Murata Manufacturing co., ltd. Therefore, it's specifications are subject to change or our products in it may be discontinued without advance notice. Please check with our sales representatives or product engineers before ordering.
- This datasheet has only typical specifications because there is no space for detailed specifications. Therefore, please approve our product specifications or transact the approval sheet for product specifications before ordering.

 Continued from the preceding page.

Part Number	Inductance	Inductance Test Frequency	Rated Current	Max. of DC Resistance	Q (min.)	Q Test Frequency	Self-Resonance Frequency (min.)
LQW15AN3N9G80□	3.9nH ±2%	100MHz	1950mA	0.030 Ω	35	250MHz	10.0GHz
LQW15AN4N0B80□	4.0nH ±0.1nH	100MHz	1950mA	0.030 Ω	30	250MHz	10.0GHz
LQW15AN4N0C80□	4.0nH ±0.2nH	100MHz	1950mA	0.030 Ω	30	250MHz	10.0GHz
LQW15AN4N0D80□	4.0nH ±0.5nH	100MHz	1950mA	0.030 Ω	30	250MHz	10.0GHz
LQW15AN4N0G80□	4.0nH ±2%	100MHz	1950mA	0.030 Ω	30	250MHz	10.0GHz
LQW15AN4N1B80□	4.1nH ±0.1nH	100MHz	1800mA	0.044 Ω	30	250MHz	9.6GHz
LQW15AN4N1C80□	4.1nH ±0.2nH	100MHz	1800mA	0.044 Ω	30	250MHz	9.6GHz
LQW15AN4N1D80□	4.1nH ±0.5nH	100MHz	1800mA	0.044 Ω	30	250MHz	9.6GHz
LQW15AN4N1G80□	4.1nH ±2%	100MHz	1800mA	0.044 Ω	30	250MHz	9.6GHz
LQW15AN4N2B80□	4.2nH ±0.1nH	100MHz	1800mA	0.044 Ω	30	250MHz	9.6GHz
LQW15AN4N2C80□	4.2nH ±0.2nH	100MHz	1800mA	0.044 Ω	30	250MHz	9.6GHz
LQW15AN4N2D80□	4.2nH ±0.5nH	100MHz	1800mA	0.044 Ω	30	250MHz	9.6GHz
LQW15AN4N2G80□	4.2nH ±2%	100MHz	1800mA	0.044 Ω	30	250MHz	9.6GHz
LQW15AN4N3B80□	4.3nH ±0.1nH	100MHz	1800mA	0.044 Ω	32	250MHz	9.6GHz
LQW15AN4N3C80□	4.3nH ±0.2nH	100MHz	1800mA	0.044 Ω	32	250MHz	9.6GHz
LQW15AN4N3D80□	4.3nH ±0.5nH	100MHz	1800mA	0.044 Ω	32	250MHz	9.6GHz
LQW15AN4N3G80□	4.3nH ±2%	100MHz	1800mA	0.044 Ω	32	250MHz	9.6GHz
LQW15AN4N4B80□	4.4nH ±0.1nH	100MHz	1600mA	0.052 Ω	34	250MHz	9.6GHz
LQW15AN4N4C80□	4.4nH ±0.2nH	100MHz	1600mA	0.052 Ω	34	250MHz	9.6GHz
LQW15AN4N4D80□	4.4nH ±0.5nH	100MHz	1600mA	0.052 Ω	34	250MHz	9.6GHz
LQW15AN4N4G80□	4.4nH ±2%	100MHz	1600mA	0.052 Ω	34	250MHz	9.6GHz
LQW15AN4N5B80□	4.5nH ±0.1nH	100MHz	1450mA	0.060 Ω	34	250MHz	9.6GHz
LQW15AN4N5C80□	4.5nH ±0.2nH	100MHz	1450mA	0.060 Ω	34	250MHz	9.6GHz
LQW15AN4N5D80□	4.5nH ±0.5nH	100MHz	1450mA	0.060 Ω	34	250MHz	9.6GHz
LQW15AN4N5G80□	4.5nH ±2%	100MHz	1450mA	0.060 Ω	34	250MHz	9.6GHz
LQW15AN4N6B80□	4.6nH ±0.1nH	100MHz	1450mA	0.060 Ω	32	250MHz	9.6GHz
LQW15AN4N6C80□	4.6nH ±0.2nH	100MHz	1450mA	0.060 Ω	32	250MHz	9.6GHz
LQW15AN4N6D80□	4.6nH ±0.5nH	100MHz	1450mA	0.060 Ω	32	250MHz	9.6GHz
LQW15AN4N6G80□	4.6nH ±2%	100MHz	1450mA	0.060 Ω	32	250MHz	9.6GHz
LQW15AN4N7B80□	4.7nH ±0.1nH	100MHz	1200mA	0.071 Ω	31	250MHz	8.0GHz
LQW15AN4N7C80□	4.7nH ±0.2nH	100MHz	1200mA	0.071 Ω	31	250MHz	8.0GHz
LQW15AN4N7D80□	4.7nH ±0.5nH	100MHz	1200mA	0.071 Ω	31	250MHz	8.0GHz
LQW15AN4N7G80□	4.7nH ±2%	100MHz	1200mA	0.071 Ω	31	250MHz	8.0GHz
LQW15AN4N8B80□	4.8nH ±0.1nH	100MHz	1200mA	0.071 Ω	30	250MHz	8.0GHz
LQW15AN4N8C80□	4.8nH ±0.2nH	100MHz	1200mA	0.071 Ω	30	250MHz	8.0GHz
LQW15AN4N8D80□	4.8nH ±0.5nH	100MHz	1200mA	0.071 Ω	30	250MHz	8.0GHz
LQW15AN4N8G80□	4.8nH ±2%	100MHz	1200mA	0.071 Ω	30	250MHz	8.0GHz
LQW15AN4N9B80□	4.9nH ±0.1nH	100MHz	1200mA	0.071 Ω	27	250MHz	8.0GHz
LQW15AN4N9C80□	4.9nH ±0.2nH	100MHz	1200mA	0.071 Ω	27	250MHz	8.0GHz
LQW15AN4N9D80□	4.9nH ±0.5nH	100MHz	1200mA	0.071 Ω	27	250MHz	8.0GHz
LQW15AN4N9G80□	4.9nH ±2%	100MHz	1200mA	0.071 Ω	27	250MHz	8.0GHz
LQW15AN5N0B80□	5.0nH ±0.1nH	100MHz	1770mA	0.040 Ω	32	250MHz	10GHz
LQW15AN5N0C80□	5.0nH ±0.2nH	100MHz	1770mA	0.040 Ω	32	250MHz	10GHz
LQW15AN5N0D80□	5.0nH ±0.5nH	100MHz	1770mA	0.040 Ω	32	250MHz	10GHz
LQW15AN5N0G80□	5.0nH ±2%	100MHz	1770mA	0.040 Ω	32	250MHz	10.0GHz


Operating Temperature Range (Self-temperature rise is not included): -55~125°C  
For reflow soldering only.

Continued on the following page. 

● This data sheet is applied for INDUCTORS (COILS) used for General Electronics equipment for your design.


**Note:**

- This datasheet is downloaded from the website of Murata Manufacturing co., ltd. Therefore, it's specifications are subject to change or our products in it may be discontinued without advance notice. Please check with our sales representatives or product engineers before ordering.
- This datasheet has only typical specifications because there is no space for detailed specifications. Therefore, please approve our product specifications or transact the approval sheet for product specifications before ordering.

 Continued from the preceding page.

Part Number	Inductance	Inductance Test Frequency	Rated Current	Max. of DC Resistance	Q (min.)	Q Test Frequency	Self-Resonance Frequency (min.)
LQW15AN5N1B80□	5.1nH ±0.1nH	100MHz	1770mA	0.040Ω	35	250MHz	8.0GHz
LQW15AN5N1C80□	5.1nH ±0.2nH	100MHz	1770mA	0.040Ω	35	250MHz	8.0GHz
LQW15AN5N1D80□	5.1nH ±0.5nH	100MHz	1770mA	0.040Ω	35	250MHz	8.0GHz
LQW15AN5N1G80□	5.1nH ±2%	100MHz	1770mA	0.040Ω	35	250MHz	8.0GHz
LQW15AN5N2B80□	5.2nH ±0.1nH	100MHz	1770mA	0.040Ω	35	250MHz	8.0GHz
LQW15AN5N2C80□	5.2nH ±0.2nH	100MHz	1770mA	0.040Ω	35	250MHz	8.0GHz
LQW15AN5N2D80□	5.2nH ±0.5nH	100MHz	1770mA	0.040Ω	35	250MHz	8.0GHz
LQW15AN5N2G80□	5.2nH ±2%	100MHz	1770mA	0.040Ω	35	250MHz	8.0GHz
LQW15AN5N3B80□	5.3nH ±0.1nH	100MHz	1770mA	0.040Ω	35	250MHz	8.0GHz
LQW15AN5N3C80□	5.3nH ±0.2nH	100MHz	1770mA	0.040Ω	35	250MHz	8.0GHz
LQW15AN5N3D80□	5.3nH ±0.5nH	100MHz	1770mA	0.040Ω	35	250MHz	8.0GHz
LQW15AN5N3G80□	5.3nH ±2%	100MHz	1770mA	0.040Ω	35	250MHz	8.0GHz
LQW15AN5N4B80□	5.4nH ±0.1nH	100MHz	1770mA	0.040Ω	35	250MHz	8.0GHz
LQW15AN5N4C80□	5.4nH ±0.2nH	100MHz	1770mA	0.040Ω	35	250MHz	8.0GHz
LQW15AN5N4D80□	5.4nH ±0.5nH	100MHz	1770mA	0.040Ω	35	250MHz	8.0GHz
LQW15AN5N4G80□	5.4nH ±2%	100MHz	1770mA	0.040Ω	35	250MHz	8.0GHz
LQW15AN5N5B80□	5.5nH ±0.1nH	100MHz	1770mA	0.040Ω	35	250MHz	8.0GHz
LQW15AN5N5C80□	5.5nH ±0.2nH	100MHz	1770mA	0.040Ω	35	250MHz	8.0GHz
LQW15AN5N5D80□	5.5nH ±0.5nH	100MHz	1770mA	0.040Ω	35	250MHz	8.0GHz
LQW15AN5N5G80□	5.5nH ±2%	100MHz	1770mA	0.040Ω	35	250MHz	8.0GHz
LQW15AN5N6B80□	5.6nH ±0.1nH	100MHz	1770mA	0.040Ω	35	250MHz	8.0GHz
LQW15AN5N6C80□	5.6nH ±0.2nH	100MHz	1770mA	0.040Ω	35	250MHz	8.0GHz
LQW15AN5N6D80□	5.6nH ±0.5nH	100MHz	1770mA	0.040Ω	35	250MHz	8.0GHz
LQW15AN5N6G80□	5.6nH ±2%	100MHz	1770mA	0.040Ω	35	250MHz	8.0GHz
LQW15AN5N7B80□	5.7nH ±0.1nH	100MHz	1770mA	0.040Ω	30	250MHz	8.0GHz
LQW15AN5N7C80□	5.7nH ±0.2nH	100MHz	1770mA	0.040Ω	30	250MHz	8.0GHz
LQW15AN5N7D80□	5.7nH ±0.5nH	100MHz	1770mA	0.040Ω	30	250MHz	8.0GHz
LQW15AN5N7G80□	5.7nH ±2%	100MHz	1770mA	0.040Ω	30	250MHz	8.0GHz
LQW15AN5N8B80□	5.8nH ±0.1nH	100MHz	1770mA	0.040Ω	30	250MHz	8.0GHz
LQW15AN5N8C80□	5.8nH ±0.2nH	100MHz	1770mA	0.040Ω	30	250MHz	8.0GHz
LQW15AN5N8D80□	5.8nH ±0.5nH	100MHz	1770mA	0.040Ω	30	250MHz	8.0GHz
LQW15AN5N8G80□	5.8nH ±2%	100MHz	1770mA	0.040Ω	30	250MHz	8.0GHz
LQW15AN5N9B80□	5.9nH ±0.1nH	100MHz	1770mA	0.040Ω	30	250MHz	8.0GHz
LQW15AN5N9C80□	5.9nH ±0.2nH	100MHz	1770mA	0.040Ω	30	250MHz	8.0GHz
LQW15AN5N9D80□	5.9nH ±0.5nH	100MHz	1770mA	0.040Ω	30	250MHz	8.0GHz
LQW15AN5N9G80□	5.9nH ±2%	100MHz	1770mA	0.040Ω	30	250MHz	8.0GHz
LQW15AN6N0B80□	6.0nH ±0.1nH	100MHz	1600mA	0.056Ω	32	250MHz	8.0GHz
LQW15AN6N0C80□	6.0nH ±0.2nH	100MHz	1600mA	0.056Ω	32	250MHz	8.0GHz
LQW15AN6N0D80□	6.0nH ±0.5nH	100MHz	1600mA	0.056Ω	32	250MHz	8.0GHz
LQW15AN6N0G80□	6.0nH ±2%	100MHz	1600mA	0.056Ω	32	250MHz	8.0GHz
LQW15AN6N1B80□	6.1nH ±0.1nH	100MHz	1600mA	0.056Ω	32	250MHz	8.0GHz
LQW15AN6N1C80□	6.1nH ±0.2nH	100MHz	1600mA	0.056Ω	32	250MHz	8.0GHz
LQW15AN6N1D80□	6.1nH ±0.5nH	100MHz	1600mA	0.056Ω	32	250MHz	8.0GHz
LQW15AN6N1G80□	6.1nH ±2%	100MHz	1600mA	0.056Ω	32	250MHz	8.0GHz
LQW15AN6N2B80□	6.2nH ±0.1nH	100MHz	1600mA	0.056Ω	33	250MHz	8.0GHz

Operating Temperature Range (Self-temperature rise is not included): -55~125°C  
For reflow soldering only.

 Continued on the following page.

● This data sheet is applied for INDUCTORS (COILS) used for General Electronics equipment for your design.

⚠ Note:

- This datasheet is downloaded from the website of Murata Manufacturing co., ltd. Therefore, it's specifications are subject to change or our products in it may be discontinued without advance notice. Please check with our sales representatives or product engineers before ordering.
- This datasheet has only typical specifications because there is no space for detailed specifications. Therefore, please approve our product specifications or transact the approval sheet for product specifications before ordering.

Part Number	Inductance	Inductance Test Frequency	Rated Current	Max. of DC Resistance	Q (min.)	Q Test Frequency	Self-Resonance Frequency (min.)
LQW15AN6N2C80□	6.2nH ±0.2nH	100MHz	1600mA	0.056Ω	33	250MHz	8.0GHz
LQW15AN6N2D80□	6.2nH ±0.5nH	100MHz	1600mA	0.056Ω	33	250MHz	8.0GHz
LQW15AN6N2G80□	6.2nH ±2%	100MHz	1600mA	0.056Ω	33	250MHz	8.0GHz
LQW15AN6N3G80□	6.3nH ±2%	100MHz	1600mA	0.057Ω	32	250MHz	7.8GHz
LQW15AN6N3J80□	6.3nH ±5%	100MHz	1600mA	0.057Ω	32	250MHz	7.8GHz
LQW15AN6N4G80□	6.4nH ±2%	100MHz	1380mA	0.065Ω	33	250MHz	7.0GHz
LQW15AN6N4J80□	6.4nH ±5%	100MHz	1380mA	0.065Ω	33	250MHz	7.0GHz
LQW15AN6N5G80□	6.5nH ±2%	100MHz	1380mA	0.065Ω	32	250MHz	7.0GHz
LQW15AN6N5J80□	6.5nH ±5%	100MHz	1380mA	0.065Ω	32	250MHz	7.0GHz
LQW15AN6N6G80□	6.6nH ±2%	100MHz	1280mA	0.078Ω	30	250MHz	7.0GHz
LQW15AN6N6J80□	6.6nH ±5%	100MHz	1280mA	0.078Ω	30	250MHz	7.0GHz
LQW15AN6N7G80□	6.7nH ±2%	100MHz	1280mA	0.078Ω	30	250MHz	7.0GHz
LQW15AN6N7J80□	6.7nH ±5%	100MHz	1280mA	0.078Ω	30	250MHz	7.0GHz
LQW15AN6N8G80□	6.8nH ±2%	100MHz	1450mA	0.068Ω	30	250MHz	7.0GHz
LQW15AN6N8J80□	6.8nH ±5%	100MHz	1450mA	0.068Ω	30	250MHz	7.0GHz
LQW15AN6N9G80□	6.9nH ±2%	100MHz	1420mA	0.069Ω	32	250MHz	8.5GHz
LQW15AN6N9J80□	6.9nH ±5%	100MHz	1420mA	0.069Ω	32	250MHz	8.5GHz
LQW15AN7N0G80□	7.0nH ±2%	100MHz	1420mA	0.069Ω	33	250MHz	8.0GHz
LQW15AN7N0J80□	7.0nH ±5%	100MHz	1420mA	0.069Ω	33	250MHz	8.0GHz
LQW15AN7N1G80□	7.1nH ±2%	100MHz	1420mA	0.069Ω	32	250MHz	7.0GHz
LQW15AN7N1J80□	7.1nH ±5%	100MHz	1420mA	0.069Ω	32	250MHz	7.0GHz
LQW15AN7N2G80□	7.2nH ±2%	100MHz	1700mA	0.050Ω	32	250MHz	7.0GHz
LQW15AN7N2J80□	7.2nH ±5%	100MHz	1700mA	0.050Ω	32	250MHz	7.0GHz
LQW15AN7N3G80□	7.3nH ±2%	100MHz	1700mA	0.050Ω	32	250MHz	7.0GHz
LQW15AN7N3J80□	7.3nH ±5%	100MHz	1700mA	0.050Ω	32	250MHz	7.0GHz
LQW15AN7N4G80□	7.4nH ±2%	100MHz	1700mA	0.050Ω	30	250MHz	7.0GHz
LQW15AN7N4J80□	7.4nH ±5%	100MHz	1700mA	0.050Ω	30	250MHz	7.0GHz
LQW15AN7N5G80□	7.5nH ±2%	100MHz	1700mA	0.050Ω	35	250MHz	7.0GHz
LQW15AN7N5J80□	7.5nH ±5%	100MHz	1700mA	0.050Ω	35	250MHz	7.0GHz
LQW15AN7N6G80□	7.6nH ±2%	100MHz	1700mA	0.050Ω	30	250MHz	7.0GHz
LQW15AN7N6J80□	7.6nH ±5%	100MHz	1700mA	0.050Ω	30	250MHz	7.0GHz
LQW15AN7N7G80□	7.7nH ±2%	100MHz	1700mA	0.050Ω	30	250MHz	7.0GHz
LQW15AN7N7J80□	7.7nH ±5%	100MHz	1700mA	0.050Ω	30	250MHz	7.0GHz
LQW15AN7N8G80□	7.8nH ±2%	100MHz	1700mA	0.050Ω	30	250MHz	7.0GHz
LQW15AN7N8J80□	7.8nH ±5%	100MHz	1700mA	0.050Ω	30	250MHz	7.0GHz
LQW15AN7N9G80□	7.9nH ±2%	100MHz	1700mA	0.050Ω	30	250MHz	7.0GHz
LQW15AN7N9J80□	7.9nH ±5%	100MHz	1700mA	0.050Ω	30	250MHz	7.0GHz
LQW15AN8N0G80□	8.0nH ±2%	100MHz	1700mA	0.050Ω	30	250MHz	7.0GHz
LQW15AN8N0J80□	8.0nH ±5%	100MHz	1700mA	0.050Ω	30	250MHz	7.0GHz
LQW15AN8N1G80□	8.1nH ±2%	100MHz	1500mA	0.069Ω	32	250MHz	6.5GHz
LQW15AN8N1J80□	8.1nH ±5%	100MHz	1500mA	0.069Ω	32	250MHz	6.5GHz
LQW15AN8N2G80□	8.2nH ±2%	100MHz	1500mA	0.069Ω	32	250MHz	6.5GHz
LQW15AN8N2J80□	8.2nH ±5%	100MHz	1500mA	0.069Ω	32	250MHz	6.5GHz
LQW15AN8N3G80□	8.3nH ±2%	100MHz	1500mA	0.069Ω	32	250MHz	6.5GHz
LQW15AN8N3J80□	8.3nH ±5%	100MHz	1500mA	0.069Ω	32	250MHz	6.5GHz

Operating Temperature Range (Self-temperature rise is not included): -55~125°C  
For reflow soldering only.

Continued on the following page.

● This data sheet is applied for INDUCTORS (COILS) used for General Electronics equipment for your design.

**Note:**

- This datasheet is downloaded from the website of Murata Manufacturing co., ltd. Therefore, it's specifications are subject to change or our products in it may be discontinued without advance notice. Please check with our sales representatives or product engineers before ordering.
- This datasheet has only typical specifications because there is no space for detailed specifications. Therefore, please approve our product specifications or transact the approval sheet for product specifications before ordering.

Part Number	Inductance	Inductance Test Frequency	Rated Current	Max. of DC Resistance	Q (min.)	Q Test Frequency	Self-Resonance Frequency (min.)
LQW15AN8N4G80□	8.4nH ±2%	100MHz	1500mA	0.069Ω	32	250MHz	6.5GHz
LQW15AN8N4J80□	8.4nH ±5%	100MHz	1500mA	0.069Ω	32	250MHz	6.5GHz
LQW15AN8N5G80□	8.5nH ±2%	100MHz	1500mA	0.069Ω	32	250MHz	6.5GHz
LQW15AN8N5J80□	8.5nH ±5%	100MHz	1500mA	0.069Ω	32	250MHz	6.5GHz
LQW15AN8N6G80□	8.6nH ±2%	100MHz	1420mA	0.070Ω	31	250MHz	6.5GHz
LQW15AN8N6J80□	8.6nH ±5%	100MHz	1420mA	0.070Ω	31	250MHz	6.5GHz
LQW15AN8N7G80□	8.7nH ±2%	100MHz	1420mA	0.070Ω	31	250MHz	6.5GHz
LQW15AN8N7J80□	8.7nH ±5%	100MHz	1420mA	0.070Ω	31	250MHz	6.5GHz
LQW15AN8N8G80□	8.8nH ±2%	100MHz	1420mA	0.070Ω	31	250MHz	6.5GHz
LQW15AN8N8J80□	8.8nH ±5%	100MHz	1420mA	0.070Ω	31	250MHz	6.5GHz
LQW15AN8N9G80□	8.9nH ±2%	100MHz	1420mA	0.070Ω	31	250MHz	6.5GHz
LQW15AN8N9J80□	8.9nH ±5%	100MHz	1420mA	0.070Ω	31	250MHz	6.5GHz
LQW15AN9N0G80□	9nH ±2%	100MHz	1420mA	0.070Ω	30	250MHz	6.5GHz
LQW15AN9N0J80□	9nH ±5%	100MHz	1420mA	0.070Ω	30	250MHz	6.5GHz
LQW15AN9N1G80□	9.1nH ±2%	100MHz	1400mA	0.080Ω	32	250MHz	6.5GHz
LQW15AN9N1J80□	9.1nH ±5%	100MHz	1400mA	0.080Ω	32	250MHz	6.5GHz
LQW15AN9N2G80□	9.2nH ±2%	100MHz	1400mA	0.081Ω	32	250MHz	6.0GHz
LQW15AN9N2J80□	9.2nH ±5%	100MHz	1400mA	0.081Ω	32	250MHz	6.0GHz
LQW15AN9N3G80□	9.3nH ±2%	100MHz	1400mA	0.081Ω	34	250MHz	6.0GHz
LQW15AN9N3J80□	9.3nH ±5%	100MHz	1400mA	0.081Ω	34	250MHz	6.0GHz
LQW15AN9N4G80□	9.4nH ±2%	100MHz	1400mA	0.081Ω	33	250MHz	6.0GHz
LQW15AN9N4J80□	9.4nH ±5%	100MHz	1400mA	0.081Ω	33	250MHz	6.0GHz
LQW15AN9N5G80□	9.5nH ±2%	100MHz	1400mA	0.081Ω	32	250MHz	6.0GHz
LQW15AN9N5J80□	9.5nH ±5%	100MHz	1400mA	0.081Ω	32	250MHz	6.0GHz
LQW15AN9N6G80□	9.6nH ±2%	100MHz	1400mA	0.081Ω	33	250MHz	6.0GHz
LQW15AN9N6J80□	9.6nH ±5%	100MHz	1400mA	0.081Ω	33	250MHz	6.0GHz
LQW15AN9N7G80□	9.7nH ±2%	100MHz	1400mA	0.081Ω	33	250MHz	6.0GHz
LQW15AN9N7J80□	9.7nH ±5%	100MHz	1400mA	0.081Ω	33	250MHz	6.0GHz
LQW15AN9N8G80□	9.8nH ±2%	100MHz	1400mA	0.081Ω	34	250MHz	6.0GHz
LQW15AN9N8J80□	9.8nH ±5%	100MHz	1400mA	0.081Ω	34	250MHz	6.0GHz
LQW15AN9N9G80□	9.9nH ±2%	100MHz	1400mA	0.081Ω	32	250MHz	6.0GHz
LQW15AN9N9J80□	9.9nH ±5%	100MHz	1400mA	0.081Ω	32	250MHz	6.0GHz
LQW15AN10NG80□	10nH ±2%	100MHz	1400mA	0.081Ω	31	250MHz	6.0GHz
LQW15AN10NJ80□	10nH ±5%	100MHz	1400mA	0.081Ω	31	250MHz	6.0GHz
LQW15AN11NG80□	11nH ±2%	100MHz	1400mA	0.083Ω	32	250MHz	6.2GHz
LQW15AN11NJ80□	11nH ±5%	100MHz	1400mA	0.083Ω	32	250MHz	6.2GHz
LQW15AN12NG80□	12nH ±2%	100MHz	1240mA	0.093Ω	30	250MHz	5.2GHz
LQW15AN12NJ80□	12nH ±5%	100MHz	1240mA	0.093Ω	30	250MHz	5.2GHz
LQW15AN13NG80□	13nH ±2%	100MHz	1240mA	0.093Ω	30	250MHz	5.2GHz
LQW15AN13NJ80□	13nH ±5%	100MHz	1240mA	0.093Ω	30	250MHz	5.2GHz
LQW15AN14NG80□	14nH ±2%	100MHz	1150mA	0.111Ω	31	250MHz	5.2GHz
LQW15AN14NJ80□	14nH ±5%	100MHz	1150mA	0.111Ω	31	250MHz	5.2GHz
LQW15AN15NG80□	15nH ±2%	100MHz	1150mA	0.114Ω	31	250MHz	5.5GHz
LQW15AN15NJ80□	15nH ±5%	100MHz	1150mA	0.114Ω	31	250MHz	5.5GHz
LQW15AN16NG80□	16nH ±2%	100MHz	1000mA	0.126Ω	31	250MHz	5.0GHz

Operating Temperature Range (Self-temperature rise is not included): -55~125°C  
For reflow soldering only.

● This data sheet is applied for INDUCTORS (COILS) used for General Electronics equipment for your design.

⚠ Note:

- This datasheet is downloaded from the website of Murata Manufacturing co., ltd. Therefore, it's specifications are subject to change or our products in it may be discontinued without advance notice. Please check with our sales representatives or product engineers before ordering.
- This datasheet has only typical specifications because there is no space for detailed specifications. Therefore, please approve our product specifications or transact the approval sheet for product specifications before ordering.


Part Number	Inductance	Inductance Test Frequency	Rated Current	Max. of DC Resistance	Q (min.)	Q Test Frequency	Self-Resonance Frequency (min.)
LQW15AN16NJ80□	16nH ±5%	100MHz	1000mA	0.126Ω	31	250MHz	5.0GHz
LQW15AN17NG80□	17nH ±2%	100MHz	1000mA	0.126Ω	30	250MHz	5.0GHz
LQW15AN17NJ80□	17nH ±5%	100MHz	1000mA	0.126Ω	30	250MHz	5.0GHz
LQW15AN18NG80□	18nH ±2%	100MHz	1050mA	0.130Ω	30	250MHz	5.2GHz
LQW15AN18NJ80□	18nH ±5%	100MHz	1050mA	0.130Ω	30	250MHz	5.2GHz
LQW15AN19NG80□	19nH ±2%	100MHz	920mA	0.156Ω	30	250MHz	5.0GHz
LQW15AN19NJ80□	19nH ±5%	100MHz	920mA	0.156Ω	30	250MHz	5.0GHz
LQW15AN20NG80□	20nH ±2%	100MHz	800mA	0.186Ω	30	250MHz	4.5GHz
LQW15AN20NJ80□	20nH ±5%	100MHz	800mA	0.186Ω	30	250MHz	4.5GHz
LQW15AN21NG80□	21nH ±2%	100MHz	780mA	0.202Ω	30	250MHz	4.5GHz
LQW15AN21NJ80□	21nH ±5%	100MHz	780mA	0.202Ω	30	250MHz	4.5GHz
LQW15AN22NG80□	22nH ±2%	100MHz	780mA	0.202Ω	30	250MHz	4.5GHz
LQW15AN22NJ80□	22nH ±5%	100MHz	780mA	0.202Ω	30	250MHz	4.5GHz
LQW15AN23NG80□	23nH ±2%	100MHz	760mA	0.201Ω	29	250MHz	4.5GHz
LQW15AN23NJ80□	23nH ±5%	100MHz	760mA	0.201Ω	29	250MHz	4.5GHz
LQW15AN24NG80□	24nH ±2%	100MHz	770mA	0.212Ω	31	250MHz	4GHz
LQW15AN24NJ80□	24nH ±5%	100MHz	770mA	0.212Ω	31	250MHz	4GHz
LQW15AN25NG80□	25nH ±2%	100MHz	750mA	0.221Ω	31	250MHz	4.1GHz
LQW15AN25NJ80□	25nH ±5%	100MHz	750mA	0.221Ω	31	250MHz	4.1GHz
LQW15AN26NG80□	26nH ±2%	100MHz	720mA	0.282Ω	29	250MHz	4.1GHz
LQW15AN26NJ80□	26nH ±5%	100MHz	720mA	0.282Ω	29	250MHz	4.1GHz
LQW15AN27NG80□	27nH ±2%	100MHz	680mA	0.288Ω	30	250MHz	4GHz
LQW15AN27NJ80□	27nH ±5%	100MHz	680mA	0.288Ω	30	250MHz	4GHz
LQW15AN30NG80□	30nH ±2%	100MHz	660mA	0.309Ω	30	250MHz	3.8GHz
LQW15AN30NJ80□	30nH ±5%	100MHz	660mA	0.309Ω	30	250MHz	3.8GHz
LQW15AN33NG80□	33nH ±2%	100MHz	620mA	0.336Ω	30	250MHz	3.6GHz
LQW15AN33NJ80□	33nH ±5%	100MHz	620mA	0.336Ω	30	250MHz	3.6GHz
LQW15AN36NG80□	36nH ±2%	100MHz	540mA	0.431Ω	30	250MHz	3.5GHz
LQW15AN36NJ80□	36nH ±5%	100MHz	540mA	0.431Ω	30	250MHz	3.5GHz
LQW15AN39NG80□	39nH ±2%	100MHz	530mA	0.456Ω	28	250MHz	3.4GHz
LQW15AN39NJ80□	39nH ±5%	100MHz	530mA	0.456Ω	28	250MHz	3.4GHz
LQW15AN43NG80□	43nH ±2%	100MHz	515mA	0.516Ω	30	250MHz	3.4GHz
LQW15AN43NJ80□	43nH ±5%	100MHz	515mA	0.516Ω	30	250MHz	3.4GHz
LQW15AN47NG80□	47nH ±2%	100MHz	440mA	0.648Ω	25	200MHz	3.2GHz
LQW15AN47NJ80□	47nH ±5%	100MHz	440mA	0.648Ω	25	200MHz	3.2GHz
LQW15AN51NG80□	51nH ±2%	100MHz	415mA	0.696Ω	25	200MHz	2.9GHz
LQW15AN51NJ80□	51nH ±5%	100MHz	415mA	0.696Ω	25	200MHz	2.9GHz
LQW15AN53NG80□	53nH ±2%	100MHz	415mA	0.696Ω	25	200MHz	2.9GHz
LQW15AN53NJ80□	53nH ±5%	100MHz	415mA	0.696Ω	25	200MHz	2.9GHz
LQW15AN56NG80□	56nH ±2%	100MHz	340mA	0.996Ω	25	200MHz	2.9GHz
LQW15AN56NJ80□	56nH ±5%	100MHz	340mA	0.996Ω	25	200MHz	2.9GHz
LQW15AN68NG80□	68nH ±2%	100MHz	320mA	1.128Ω	25	200MHz	2.5GHz
LQW15AN68NJ80□	68nH ±5%	100MHz	320mA	1.128Ω	25	200MHz	2.5GHz
LQW15AN75NG80□	75nH ±2%	100MHz	320mA	1.224Ω	25	200MHz	2.4GHz
LQW15AN75NJ80□	75nH ±5%	100MHz	320mA	1.224Ω	25	200MHz	2.4GHz

Operating Temperature Range (Self-temperature rise is not included): -55~125°C  
For reflow soldering only.

● This data sheet is applied for INDUCTORS (COILS) used for General Electronics equipment for your design.

⚠ Note:

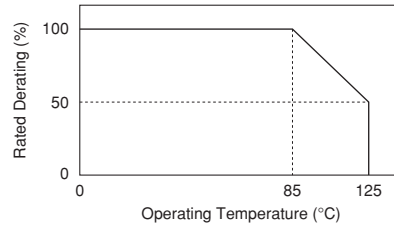
- This datasheet is downloaded from the website of Murata Manufacturing co., ltd. Therefore, it's specifications are subject to change or our products in it may be discontinued without advance notice. Please check with our sales representatives or product engineers before ordering.
- This datasheet has only typical specifications because there is no space for detailed specifications. Therefore, please approve our product specifications or transact the approval sheet for product specifications before ordering.

 Continued from the preceding page.

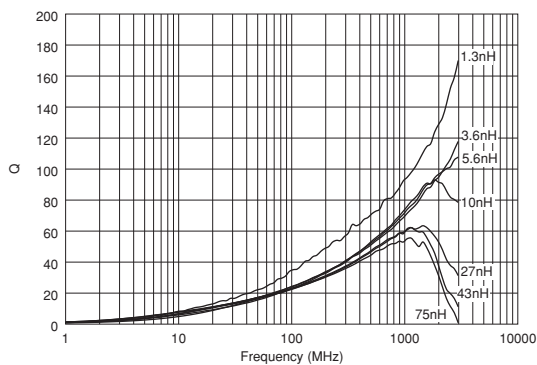
## Derating of Rated Current

In operating temperature exceeding +85°C, derating of current is necessary for LQW15AN\_80 series. Please apply the derating curve shown in chart according to the operating temperature.

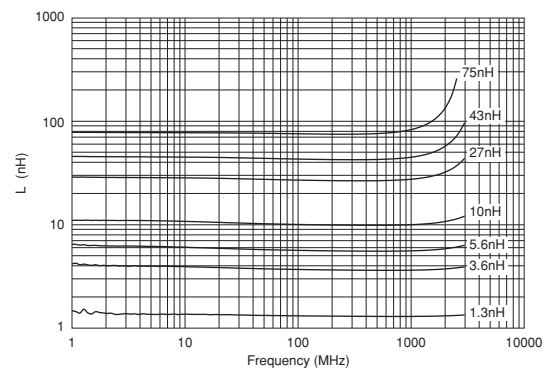
Derating of Rated Current



## Q-Frequency Characteristics (Typ.)



## Inductance-Frequency Characteristics (Typ.)



## Caution/Notice

### Caution (Rating)

Do not use products beyond the rated current as this may create excessive heat.

### Notice

Solderability of Tin plating termination chip might be deteriorated when low temperature soldering profile where peak solder temperature is below the Tin melting point is used. Please confirm the solderability of Tin plating termination chip before use.

● This data sheet is applied for INDUCTORS (COILS) used for General Electronics equipment for your design.

### Note:

- This datasheet is downloaded from the website of Murata Manufacturing co., ltd. Therefore, it's specifications are subject to change or our products in it may be discontinued without advance notice. Please check with our sales representatives or product engineers before ordering.
- This datasheet has only typical specifications because there is no space for detailed specifications. Therefore, please approve our product specifications or transact the approval sheet for product specifications before ordering.