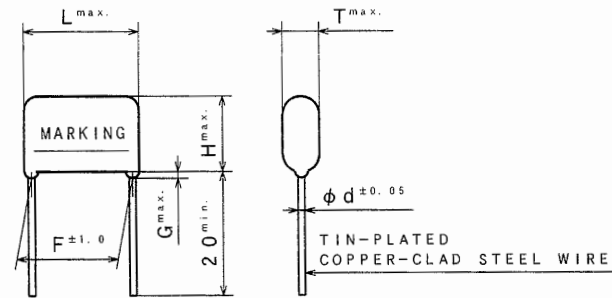
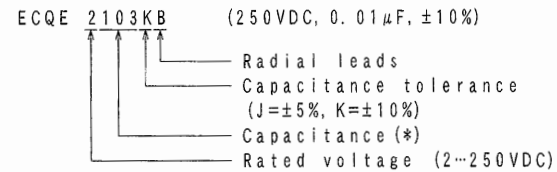


THIRD ANGLE PROJECTION

ITEM CODE	RATED VOLTAGE	CAP. μ F (*)	DIMENSIONS						MARKING STYLE
			L	T	H	F	G	d	
ECQE2103 () B	250VDC	0.01 (103)	7.9	4.2	7.1	5.0	1.0	0.5	1
" 2123 () B	"	0.012 (123)	"	"	"	"	"	"	"
" 2153 () B	"	0.015 (153)	"	"	"	"	"	"	"
" 2183 () B	"	0.018 (183)	"	4.3	7.2	"	"	"	"
" 2223 () B	"	0.022 (223)	"	"	"	"	"	"	"
" 2273 () B	"	0.027 (273)	"	"	"	"	"	"	"
" 2333 () B	"	0.033 (333)	"	"	"	"	"	"	"
" 2393 () B	"	0.039 (393)	"	4.5	7.4	"	"	"	"
" 2473 () B	"	0.047 (473)	"	"	"	"	"	"	"
" 2563 () B	"	0.056 (563)	"	4.7	7.7	"	"	"	"
" 2683 () B	"	0.068 (683)	"	5.1	8.0	"	"	"	"
" 2823 () B	"	0.082 (823)	"	5.4	8.6	"	"	"	"
" 2104 () B	"	0.1 (104)	"	5.9	9.0	"	"	"	"
" 2124 () B	"	0.12 (124)	"	5.7	10.6	"	"	"	"
" 2154 () B	"	0.15 (154)	"	6.3	11.2	"	"	"	"
" 2184 () B	"	0.18 (184)	10.3	5.0	9.7	7.5	"	"	"
" 2224 () B	"	0.22 (224)	"	5.4	10.1	"	"	"	"
" 2274 () B	"	0.27 (274)	"	5.9	10.8	"	"	"	"
" 2334 () B	"	0.33 (334)	"	6.4	11.3	"	"	"	"
" 2394 () B	"	0.39 (394)	12.3	5.7	10.9	10.0	"	0.6	"
" 2474 () B	"	0.47 (474)	"	6.2	11.4	"	"	"	"
" 2564 () B	"	0.56 (564)	"	6.7	11.9	"	"	"	"
" 2684 () B	"	0.68 (684)	"	7.3	12.7	"	"	"	"
" 2824 () B	"	0.82 (824)	15.3	6.3	13.3	12.5	"	"	2
" 2105 () B	"	1.0 (105)	"	7.0	14.0	"	"	"	"
" 2125 () B	"	1.2 (125)	"	7.6	14.6	"	"	"	"
" 2155 () B	"	1.5 (155)	"	8.6	15.7	"	"	"	"
" 2185 () B	"	1.8 (185)	20.8	7.6	14.6	17.5	"	0.8	"
" 2225 () B	"	2.2 (225)	"	8.4	15.6	"	"	"	"
" 2275 () B	"	2.7 (275)	"	9.3	16.7	"	"	"	"
" 2335 () B	"	3.3 (335)	"	10.5	17.9	"	"	"	"
" 2395 () B	"	3.9 (395)	"	10.8	19.8	"	"	"	"
" 2475 () B	"	4.7 (475)	"	11.9	21.0	"	"	"	"

TOL. SYMBOL (J or K)

ITEM CODE NUMBER STRUCTURE



ALTERATION		
ISSUE	DESCRIPTION	DATE
△1	Company name changed	Oct. 1 2004
△2	Company name changed	Apr. 1 2005
△3	Company name changed	Apr. 1 2006
△4	Correction: category temperature range (-40°C~+85°C→-40°C~+105°C) Addition: rated voltage (Derating of rated voltage by 1.25%/C at more than 85°C) Company name changed	Apr. 1 2008
△5	Company name changed	Apr. 1 2012
△6	Company name changed	Apr. 1 2013

SPECIFICATIONS No.

CONSTRUCTION

The capacitor is of non-inductive construction, wound with metallized polyester film dielectric.
The capacitor is enclosed in non-combustible epoxy resin and has two leads.

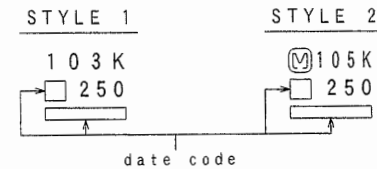
MARKING

Marking comprises capacitance, capacitance tolerance, rated voltage, manufacturer's trademark (STYLE 2 only) and date code.

PROPERTIES

Capacitance : See table at 1kHz.
 Capacitance tolerance : \pm 5% (J), \pm 10% (K) at 1kHz.
 Rated voltage : 250VDC △ (Derating of rated voltage by 1.25%/C at more than 85°C)
 Withstand voltage (terminal-terminal) : 250VDC \times 150% for 60s
 Insulation resistance : \geq 9000M Ω ($C \leq$ 0.33 μ F) at 100VDC, 20°C for 60s
 : \geq 3000M Ω · μ F ($C >$ 0.33 μ F) at 100VDC, 20°C for 60s
 Dissipation factor : \leq 1.0% at 1kHz, 20°C
 Category temperature range : △ From -40°C to +105°C (including temperature rise on unit surface)

MARKING EXAMPLE



Reference

DESIGN	Mr. Mubada	
CHECKED	K. Saeki	
APPROVAL	K. Fukumitsu	
ESTABLISHMENT	Jun. 15, 1999	
TYPE NAME		
ECQE2*** () B		
NAME Metallized Polyester Film Capacitor		
DRAWING NAME		
PRODUCT DRAWING		
DRAWING No.		
CT-H-A38E (1/1)		

Film Capacitor Division
Capacitor Business Division
Panasonic Corporation