



SAW Components

SAW GPS + GLONASS Filter

Series/type:	B9877
Ordering code:	B39162B9877P810
Date:	June 17, 2013
Version:	2.0


© EPCOS AG 2015. Reproduction, publication and dissemination of this publication, enclosures hereto and the information contained therein without EPCOS' prior express consent is prohibited.

EPCOS AG is a TDK Group Company.

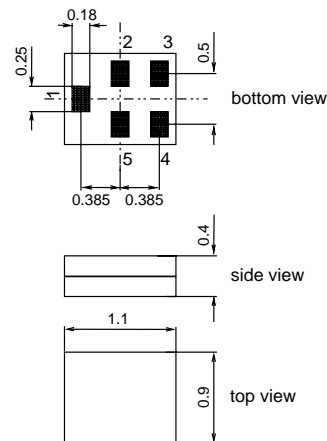
Data Sheet

Application

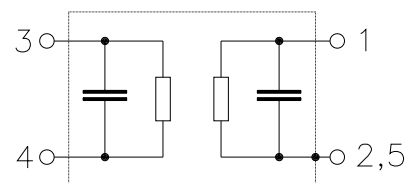
- Low-loss RF GPS + GLONASS filter
- Simultaneous usage of GPS band and GLONASS band
- Usable passbands: 2.0 MHz for GPS and 8.34 MHz for GLONASS
- Unbalanced to unbalanced operation
- Very low insertion attenuation
- High out of band selectivity
- Low amplitude ripple
- Filter impedance 50 Ω
- No matching network required for operation at 50 Ω
- Input & Output can be exchanged, B9877 is bidirectional type.


Features

- Package size 1.1 x 0.9 x 0.4 mm³
- RoHS compatible
- Approximate weight 0.0012 g
- Package for **Surface Mount Technology (SMT)**
- Ni, gold-plated terminals
- **Electrostatic Sensitive Device (ESD)**
- **Moisture Sensitivity Level 3 (MSL3)**


Pin configuration

- 1 Input / Output unbalanced
- 4 Output / Input unbalanced
- 2,3,5 To be grounded



SAW Components
B9877
SAW GPS + GLONASS Filter
1585.155 MHz
Data Sheet

Characteristics of Filter

Temperature range for specification: $T = -30\text{ °C to }+85\text{ °C}$
 Terminating source impedance: $Z_S = 50\ \Omega$
 Terminating load impedance: $Z_L = 50\ \Omega$

		B9877			
		min.	typ. @ 25 °C	max.	
Center frequency	f_C	—	1585.66	—	MHz
Maximum insertion attenuation	α_{\max}				
1574.42 ... 1576.42 MHz		—	0.9	1.3	dB
1597.55 ... 1605.89 MHz		—	1.5	2.0	dB
VSWR (Input)					
1574.42 ... 1576.42 MHz		—	1.2	2.0	
1597.55 ... 1605.89 MHz		—	1.5	2.0	
VSWR (Output)					
1574.42 ... 1576.42 MHz		—	1.2	2.0	
1597.55 ... 1605.89 MHz		—	1.5	2.0	
Group delay ripple¹⁾					
1597.55 ... 1605.89 MHz		—	4	10	ns
Attenuation	α				
1.0 ... 960.0 MHz		40	43	—	dB
1427.0 ... 1453.0 MHz		44	55	—	dB
1501.0 ... 1525.0 MHz		40	44	—	dB
1710.0 ... 1785.0 MHz		43	46	—	dB
1850.0 ... 1910.0 MHz		44	49	—	dB
1920.0 ... 1980.0 MHz		46	50	—	dB
2110.0 ... 2170.0 MHz		46	49	—	dB
2401.0 ... 2483.0 MHz		42	50	—	dB
2500.0 ... 2570.0 MHz		40	48	—	dB
4900.0 ... 5850.0 MHz		20	30	—	dB

¹⁾ Measured with aperture 2 MHz.

Data Sheet

Maximum ratings of Filter

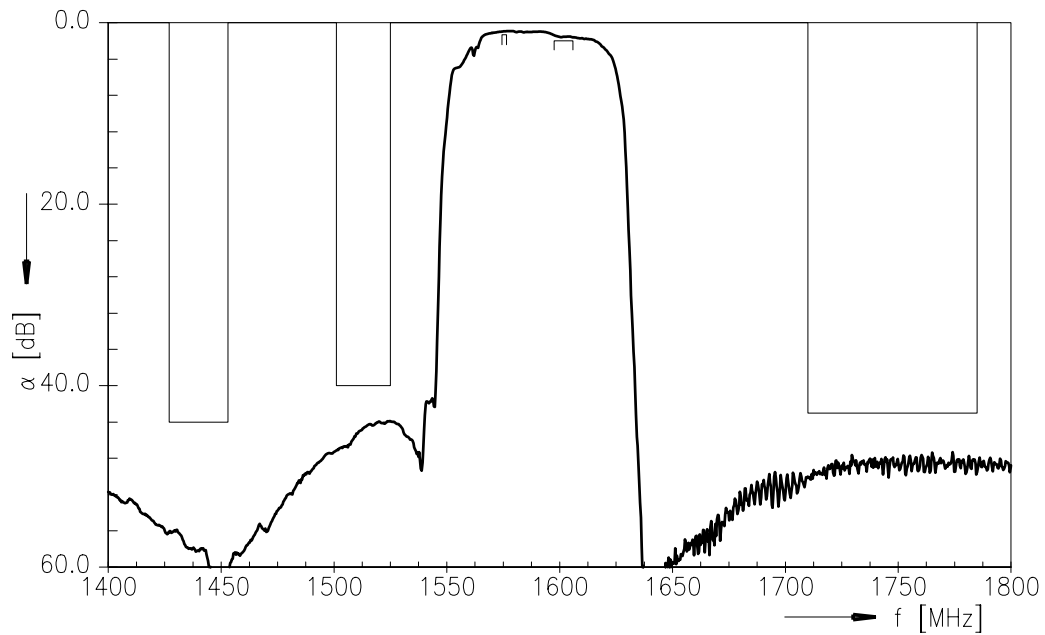
Operable temperature range	T	-30/+85	°C	
Storage temperature range	T _{stg}	-40/+85	°C	
DC voltage	V _{DC}	0	V	
ESD voltage	V _{ESD}	50 ¹⁾	V	machine model
Input power at				source/load impedance 50Ω/50Ω
915 MHz	P _{IN}	23 ²⁾	dBm	1/8 duty cycle
1453 MHz	P _{IN}	15	dBm	cw
1710 MHz	P _{IN}	15	dBm	cw

¹⁾ acc. to JESD22-A115B (MM - Machine Model), 10 negative & 10 positive pulses

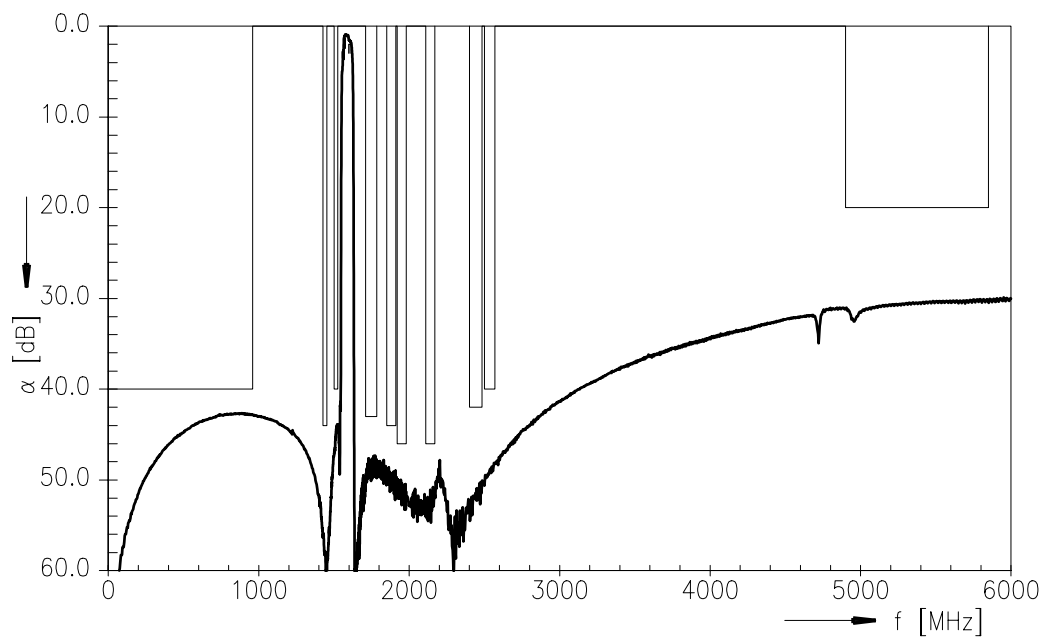
²⁾ >5000 h at Ta = 50°C .



Transfer function (passband)



Transfer function (wideband)

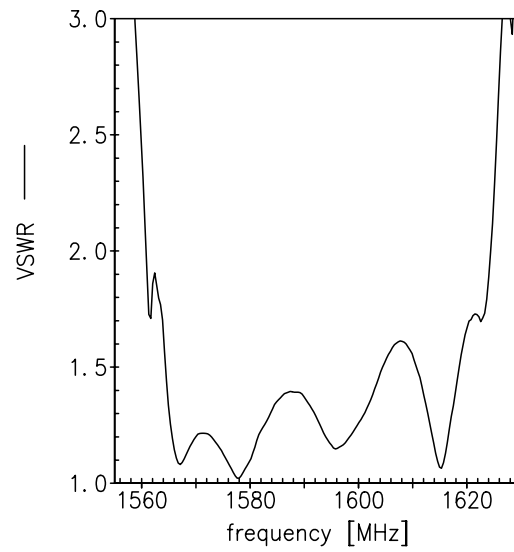
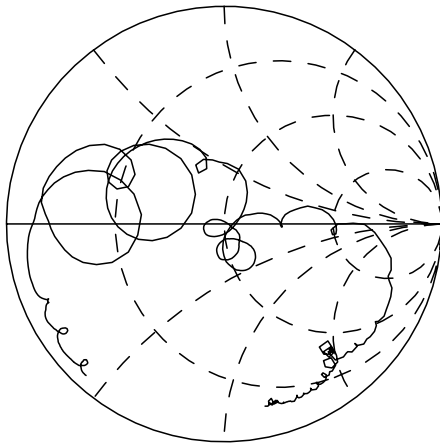


Data Sheet

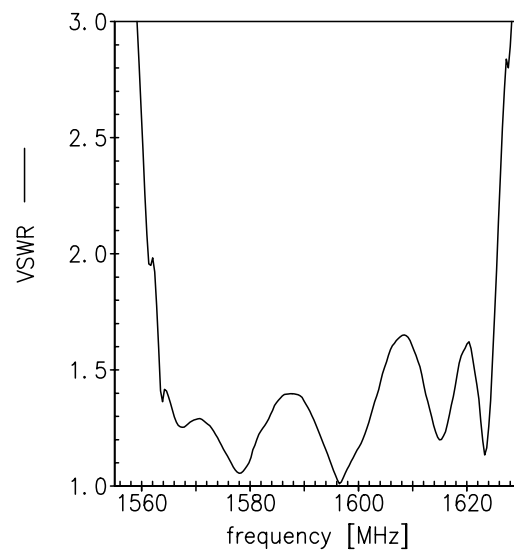
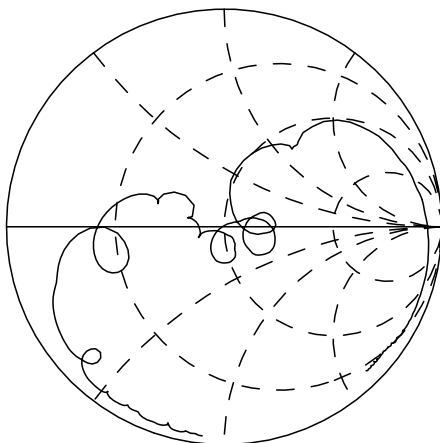


Smith chart / VSWR

Input (pin1)



Output (pin4)



SAW Components	B9877
SAW GPS + GLONASS Filter	1585.155 MHz

Data Sheet



Type	B9877
Ordering code	B39162B9877P810
Marking and package	C61157-A8-A30
Packaging	F61074-V8255-Z000
Date codes	L_1126
S-parameters	B9877_NB.s2p, B9877_WB.s2p see file header for port/pin assignment table
Soldering profile	S_6001
RoHS compatible	RoHS-compatible means that products are compatible with the requirements according to Art. 4 (substance restrictions) of Directive 2011/65/EU of the European Parliament and of the Council of June 8th, 2011, on the restriction of the use of certain hazardous substances in electrical and electronic equipment ("Directive") with due regard to the application of exemptions as per Annex III of the Directive in certain cases.
Moldability	Before using in overmolding environment, please contact your EPCOS sales office.
Matching coils	See Inductor pdf-catalog http://www.tdk.co.jp/tefe02/coil.htm#aname1 and Data Library for circuit simulation http://www.tdk.co.jp/etvcl/index.htm

For further information please contact your local EPCOS sales office or visit our webpage at www.epcos.com.

Published by EPCOS AG
Systems, Acoustics, Waves Business Group
P.O. Box 80 17 09, 81617 Munich, GERMANY

© EPCOS AG 2013. This brochure replaces the previous edition.

For questions on technology, prices and delivery please contact the Sales Offices of EPCOS AG or the international Representatives.

Due to technical requirements components may contain dangerous substances. For information on the type in question please also contact one of our Sales Offices.

Please read *cautions and warnings and important notes* at the end of this document.

Important notes

The following applies to all products named in this publication:

1. Some parts of this publication contain **statements about the suitability of our products for certain areas of application**. These statements are based on our knowledge of typical requirements that are often placed on our products in the areas of application concerned. We nevertheless expressly point out **that such statements cannot be regarded as binding statements about the suitability of our products for a particular customer application**. As a rule, EPCOS is either unfamiliar with individual customer applications or less familiar with them than the customers themselves. For these reasons, it is always ultimately incumbent on the customer to check and decide whether an EPCOS product with the properties described in the product specification is suitable for use in a particular customer application.
2. We also point out that **in individual cases, a malfunction of electronic components or failure before the end of their usual service life cannot be completely ruled out in the current state of the art, even if they are operated as specified**. In customer applications requiring a very high level of operational safety and especially in customer applications in which the malfunction or failure of an electronic component could endanger human life or health (e.g. in accident prevention or life-saving systems), it must therefore be ensured by means of suitable design of the customer application or other action taken by the customer (e.g. installation of protective circuitry or redundancy) that no injury or damage is sustained by third parties in the event of malfunction or failure of an electronic component.
3. **The warnings, cautions and product-specific notes must be observed.**
4. In order to satisfy certain technical requirements, **some of the products described in this publication may contain substances subject to restrictions in certain jurisdictions (e.g. because they are classed as hazardous)**. Useful information on this will be found in our Material Data Sheets on the Internet (www.epcos.com/material). Should you have any more detailed questions, please contact our sales offices.
5. We constantly strive to improve our products. Consequently, **the products described in this publication may change from time to time**. The same is true of the corresponding product specifications. Please check therefore to what extent product descriptions and specifications contained in this publication are still applicable before or when you place an order. We also **reserve the right to discontinue production and delivery of products**. Consequently, we cannot guarantee that all products named in this publication will always be available. The aforementioned does not apply in the case of individual agreements deviating from the foregoing for customer-specific products.
6. Unless otherwise agreed in individual contracts, **all orders are subject to the current version of the "General Terms of Delivery for Products and Services in the Electrical Industry" published by the German Electrical and Electronics Industry Association (ZVEI)**.
7. The trade names EPCOS, BAOKE, Alu-X, CeraDiode, CeraLink, CSMP, CSSP, CTVS, DeltaCap, DigiSiMic, DSSP, FilterCap, FormFit, MiniBlue, MiniCell, MKD, MKK, MLSC, MotorCap, PCC, PhaseCap, PhaseCube, PhaseMod, PhiCap, SIFERRIT, SIFI, SIKOREL, SilverCap, SIMDAD, SiMic, SIMID, SineFormer, SIOV, SIP5D, SIP5K, ThermoFuse, WindCap are **trademarks registered or pending** in Europe and in other countries. Further information will be found on the Internet at www.epcos.com/trademarks.