

φ3.1(T-1) Circular Type Standard Type <Viewing Angle 2θ1/2 40°>

SLI-343*8 Series (Transparent Colored Type)

Pressure Release

EXCELEDTM

Emitting Color	Pure Green	Green(Yellowish Green)	Yellow	Orange	Red	
Material	AlGaInP on GaAs					
Emitting Surface Dimension(mm)						
Part No.	SLI-343P8C	SLI-343M8C	SLI-343Y8C	SLI-343D8C	SLI-343U8RC	SLI-343V8RC

Absolute Maximum Ratings (Ta=25°C)

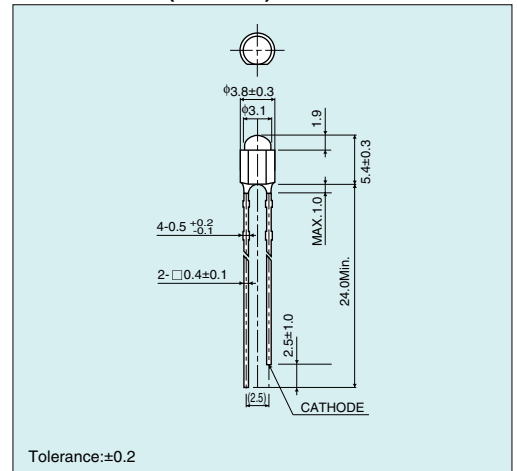
Part No.	Emitting color	Power dissipation P _D (mW)	Forward current I _F (mA)	Peak forward current * I _{FP} (mA)	Reverse voltage V _R (V)	Operating temperature T _{opr} (°C)	Storage temperature T _{stg} (°C)
SLI-343P8C	Pure Green	54	20	100	9	-30 to +85	-40 to +100
SLI-343M8C	Green (Yellowish Green)						
SLI-343Y8C	Yellow	54	20	100	9	-30 to +85	-40 to +100
SLI-343D8C	Orange						
SLI-343U8RC	Red	54	20	100	9	-30 to +85	-40 to +100
SLI-343V8RC							

*:Duty ≤ 1/10, 1kHz.

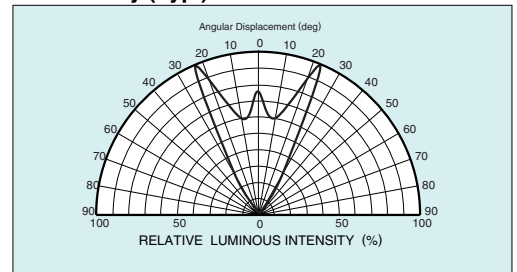
Electrical Optical Characteristics (Ta=25°C)

Part No.	Resin Color	Forward voltage V _F		Reverse current I _R		Light wavelength			Brightness I _v		
		Typ. (V)	I _F (mA)	Max. (μA)	V _R (V)	Peak λ _p (nm)	Half-wave Δλ (nm)	I _F (mA)	Min. (mcd)	Typ. (mcd)	I _F (mA)
SLI-343P8C	Transparent Colored	2.2	20	10	9	560	18	20	10	22	20
SLI-343M8C						572	18		68	150	
SLI-343Y8C						593	17		330	680	
SLI-343D8C						611	19		150	330	
SLI-343U8RC						630	18				
SLI-343V8RC						639	20				

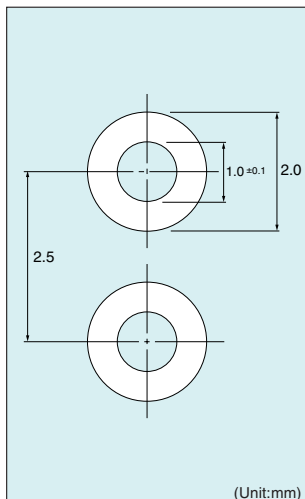
Dimensions (Unit:mm)



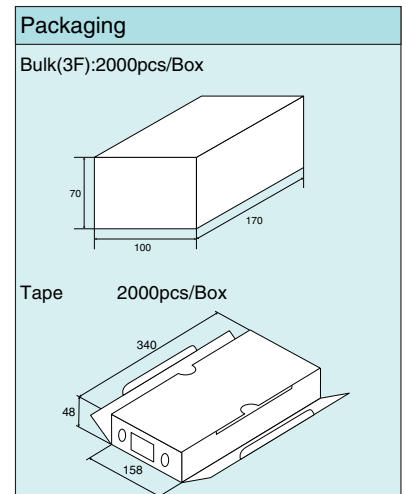
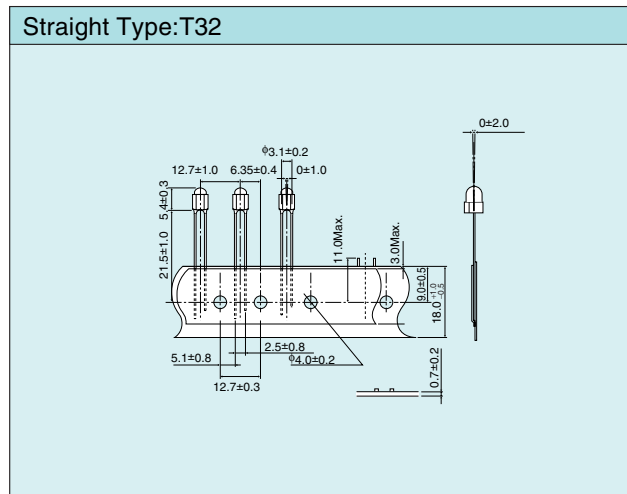
Directivity (Typ.)



Recommended Pad Layout

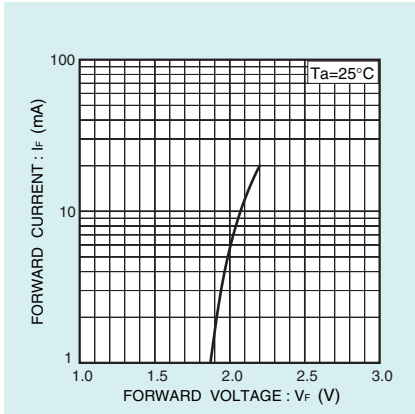


Packaging Specifications (Unit:mm)



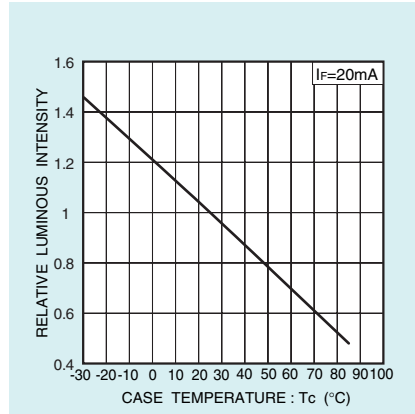
Electrical Characteristic Curves

Forward Current - Forward Voltage



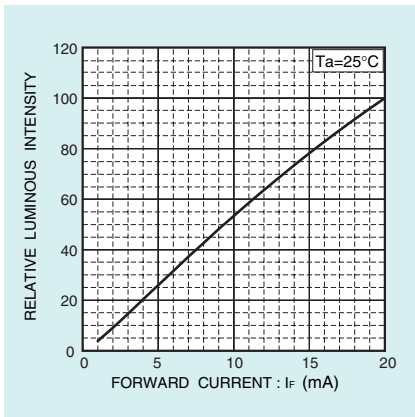
— (SLI-343P8C
 SLI-343M8C
 SLI-343Y8C
 SLI-343D8C
 SLI-343U8RC
 SLI-343V8RC

Relative Luminous Intensity - Case Temperature



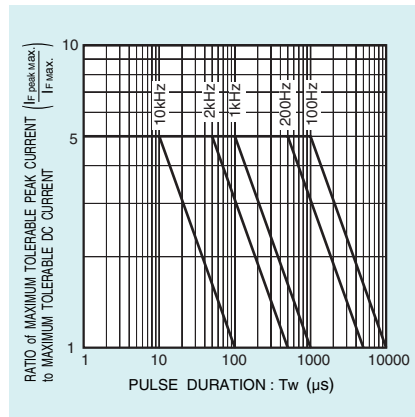
— (SLI-343P8C
 SLI-343M8C
 SLI-343Y8C
 SLI-343D8C
 SLI-343U8RC
 SLI-343V8RC

Relative Luminous Intensity - Forward Current



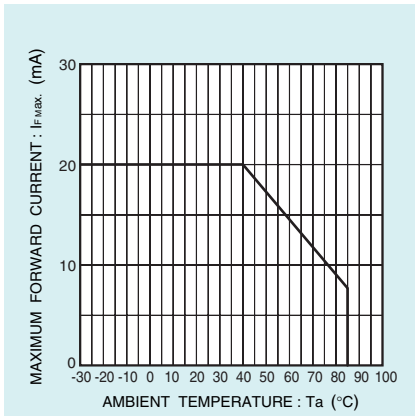
— (SLI-343P8C
 SLI-343M8C
 SLI-343Y8C
 SLI-343D8C
 SLI-343U8RC
 SLI-343V8RC

Ratio of Maximum Tolerable Peak Current - Pulse Duration



— (SLI-343P8C
 SLI-343M8C
 SLI-343Y8C
 SLI-343D8C
 SLI-343U8RC
 SLI-343V8RC

Derating



— (SLI-343P8C
 SLI-343M8C
 SLI-343Y8C
 SLI-343D8C
 SLI-343U8RC
 SLI-343V8RC

φ3.1(T-1) Circular Type Standard Type <Viewing Angle 2θ1/2 40°>

SLI-343*8 Series (Diffused Colored Type)

Pressure Release

EXCELED™

Emitting Color	Pure Green	Green(Yellowish Green)	Yellow	Orange	Red	
Material	AlGaInP on GaAs					
Emitting Surface Dimension(mm)						
Part No.	SLI-343P8G	SLI-343M8G	SLI-343Y8Y	SLI-343D8U	SLI-343U8R	SLI-343V8R

Absolute Maximum Ratings (Ta=25°C)

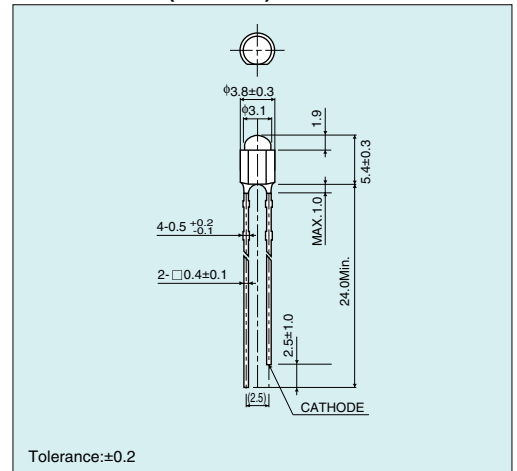
Part No.	Emitting color	Power dissipation P _D (mW)	Forward current I _F (mA)	Peak forward current * I _{FP} (mA)	Reverse voltage V _R (V)	Operating temperature T _{opr} (°C)	Storage temperature T _{stg} (°C)
SLI-343P8G	Pure Green	54	20	100	9	-30 to +85	-40 to +100
SLI-343M8G	Green (Yellowish Green)						
SLI-343Y8Y	Yellow	54	20	100	9	-30 to +85	-40 to +100
SLI-343D8U	Orange						
SLI-343U8R	Red	54	20	100	9	-30 to +85	-40 to +100
SLI-343V8R							

*:Duty ≤ 1/10, 1kHz.

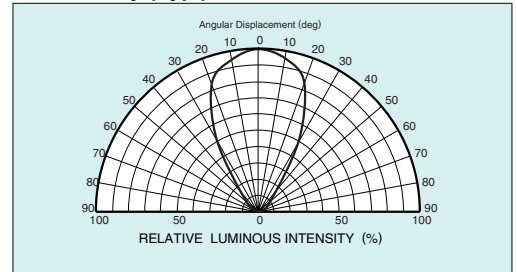
Electrical Optical Characteristics (Ta=25°C)

Part No.	Resin Color	Forward voltage V _F		Reverse current I _R		Light wavelength			Brightness I _v		
		Typ. (V)	I _F (mA)	Max. (μA)	V _R (V)	Peak λ _p (nm)	Half-wave Δλ (nm)	I _F (mA)	Min. (mcd)	Typ. (mcd)	I _F (mA)
SLI-343P8G	Diffused Colored	2.2	20	10	9	560	18	20	10	22	20
SLI-343M8G						572	18		68	150	
SLI-343Y8Y						593	17		220	470	
SLI-343D8U						611	19		100	220	
SLI-343U8R						630	18				
SLI-343V8R						639	20				

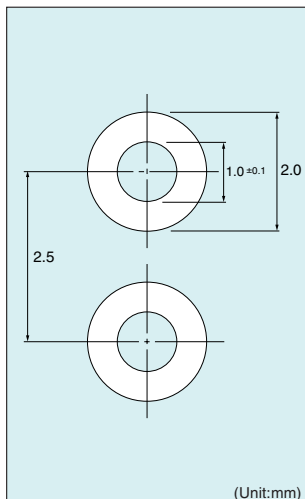
Dimensions (Unit:mm)



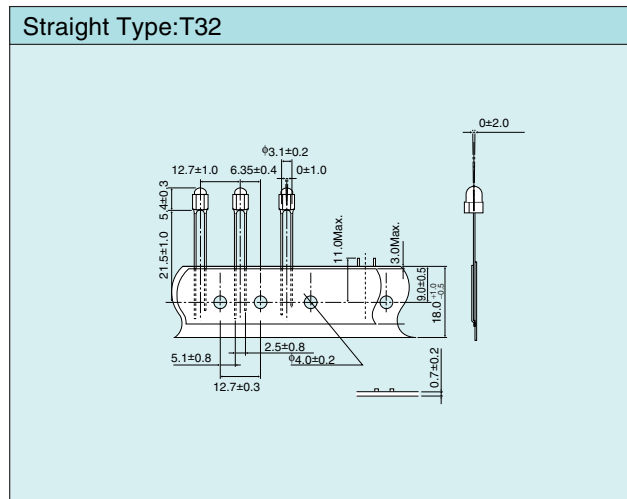
Directivity (Typ.)



Recommended Pad Layout

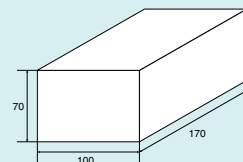


Packaging Specifications (Unit:mm)

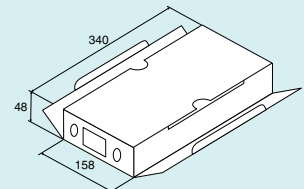


Packaging

Bulk(3F):2000pcs/Box

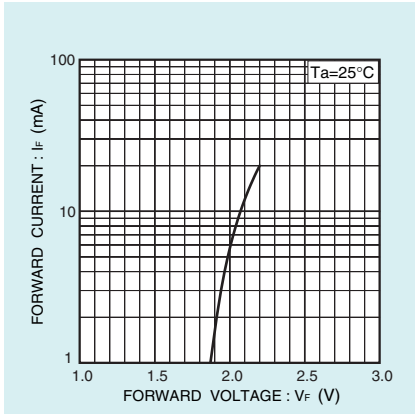


Tape 2000pcs/Box



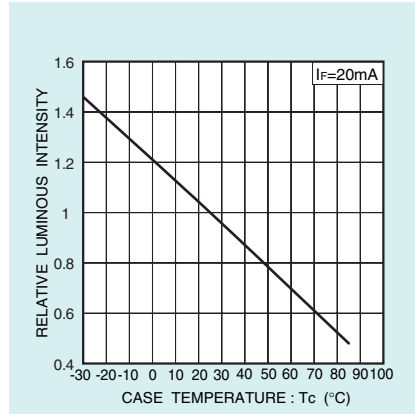
Electrical Characteristic Curves

Forward Current - Forward Voltage



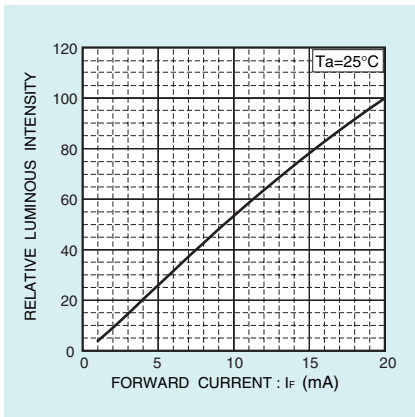
— (SLI-343P8G
 SLI-343M8G
 SLI-343Y8Y
 SLI-343D8U
 SLI-343U8R
 SLI-343V8R

Relative Luminous Intensity - Case Temperature



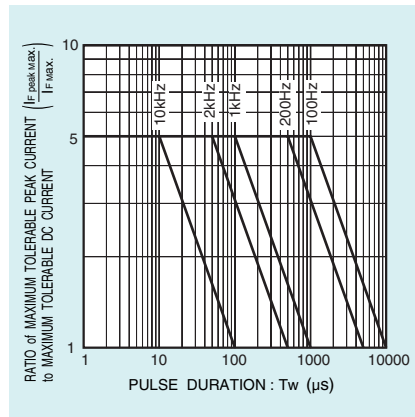
— (SLI-343P8G
 SLI-343M8G
 SLI-343Y8Y
 SLI-343D8U
 SLI-343U8R
 SLI-343V8R

Relative Luminous Intensity - Forward Current



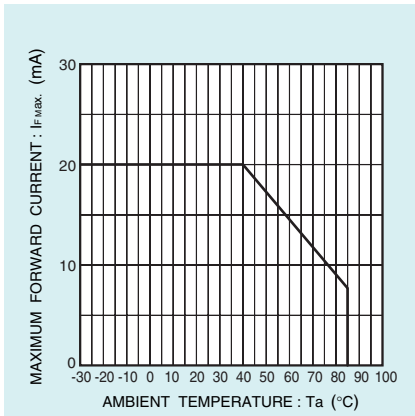
— (SLI-343P8G
 SLI-343M8G
 SLI-343Y8Y
 SLI-343D8U
 SLI-343U8R
 SLI-343V8R

Ratio of Maximum Tolerable Peak Current - Pulse Duration



— (SLI-343P8G
 SLI-343M8G
 SLI-343Y8Y
 SLI-343D8U
 SLI-343U8R
 SLI-343V8R

Derating



— (SLI-343P8G
 SLI-343M8G
 SLI-343Y8Y
 SLI-343D8U
 SLI-343U8R
 SLI-343V8R

Notes

- No technical content pages of this document may be reproduced in any form or transmitted by any means without prior permission of ROHM CO.,LTD.
- The contents described herein are subject to change without notice. The specifications for the product described in this document are for reference only. Upon actual use, therefore, please request that specifications to be separately delivered.
- Application circuit diagrams and circuit constants contained herein are shown as examples of standard use and operation. Please pay careful attention to the peripheral conditions when designing circuits and deciding upon circuit constants in the set.
- Any data, including, but not limited to application circuit diagrams information, described herein are intended only as illustrations of such devices and not as the specifications for such devices. ROHM CO.,LTD. disclaims any warranty that any use of such devices shall be free from infringement of any third party's intellectual property rights or other proprietary rights, and further, assumes no liability of whatsoever nature in the event of any such infringement, or arising from or connected with or related to the use of such devices.
- Upon the sale of any such devices, other than for buyer's right to use such devices itself, resell or otherwise dispose of the same, no express or implied right or license to practice or commercially exploit any intellectual property rights or other proprietary rights owned or controlled by
- ROHM CO., LTD. is granted to any such buyer.
- Products listed in this document are no antiradiation design.

The products listed in this document are designed to be used with ordinary electronic equipment or devices (such as audio visual equipment, office-automation equipment, communications devices, electrical appliances and electronic toys).

Should you intend to use these products with equipment or devices which require an extremely high level of reliability and the malfunction of which would directly endanger human life (such as medical instruments, transportation equipment, aerospace machinery, nuclear-reactor controllers, fuel controllers and other safety devices), please be sure to consult with our sales representative in advance.

It is our top priority to supply products with the utmost quality and reliability. However, there is always a chance of failure due to unexpected factors. Therefore, please take into account the derating characteristics and allow for sufficient safety features, such as extra margin, anti-flammability, and fail-safe measures when designing in order to prevent possible accidents that may result in bodily harm or fire caused by component failure. ROHM cannot be held responsible for any damages arising from the use of the products under conditions out of the range of the specifications or due to non-compliance with the NOTES specified in this catalog.

Thank you for your accessing to ROHM product informations.

More detail product informations and catalogs are available, please contact your nearest sales office.

ROHM Customer Support System

THE AMERICAS / EUROPE / ASIA / JAPAN

www.rohm.com

Contact us : webmaster@rohm.co.jp