





ERF8-020-05.0-S-DV-TR



ERF8-060-05.0-L-DV-TR



ERF8-040-05.0-S-DV-TR

ERF8 SERIES

(0,80 mm) .0315"

RUGGED HIGH SPEED SOCKET

SPECIFICATIONS

For complete specifications and recommended PCB layouts see www.samtec.com?ERF8

Insulator Material: Black LCP
Contact Material: BeCu
Plating: Au or Sn over 50µ" (1,27 µm) Ni
Current Rating: 2.2 A per pin (1 pin powered per row)
Operating Temp Range: -55°C to + 125°C
Voltage Rating: 200 VAC max
RoHS Compliant: Yes

Processing:
Lead-Free Solderable: Yes
SMT Lead Coplanarity:
 (0,10 mm) .004" max (005-030)
 (0,12 mm) .005" max (040-060)
 (0,15 mm) .006" max (070-075)

RECOGNITIONS

For complete scope of recognitions see www.samtec.com/quality



FILE NO. E111394

Protocols Supported

100 GbE
PCI Express®

Download app notes at
www.samtec.com/appnote
Contact SIG @ samtec.com
for questions on protocols

Board Mates:
ERM8

Cable Mates:
ERCD, ERDP

MATED HEIGHT*				
ERF8 LEAD STYLE	ERM8 LEAD STYLE			
	-02.0	-05.0	-08.0	-09.0
-05.0	(7,00) .276	(10,00) .394	(13,00) .512	(14,00) .551
-07.0	(9,00) .354	(12,00) .472	(15,00) .591	(16,00) .629

*Processing conditions will affect mated height.

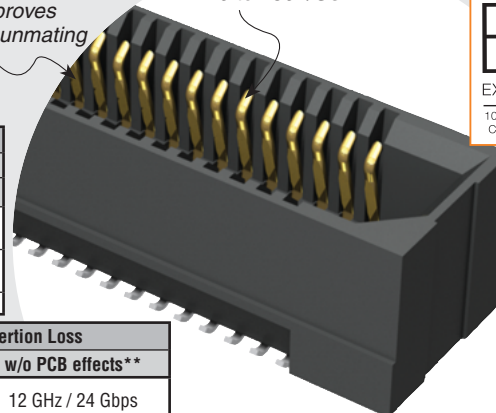
ERM8/ERF8 7 mm Stack Height	Rated @ 3dB Insertion Loss	
	with PCB effects*	w/o PCB effects**
Single-Ended Signaling	10.5 GHz / 21 Gbps	12 GHz / 24 Gbps
Differential Pair Signaling	9.5 GHz / 19 Gbps	15.5 GHz / 31 Gbps

*Performance data includes effects of a non-optimized PCB.
 **Test board losses de-embedded from performance data.

Performance data for other stack heights and complete test data available at www.samtec.com?ERF8 or contact sig@samtec.com

Robust Edge Rate® contact improves "Zippered" unmating

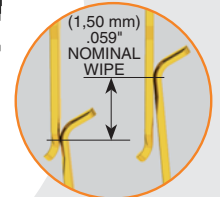
10 to 150 I/Os



E.L.P.

EXTENDED LIFE PRODUCT

10 year Mixed Flowing Gas with 30µ" Gold
Call Samtec for maximum mated cycles



28+

Gbps

CERTIFIED

ERF8	NO. OF POSITIONS PER ROW	LEAD STYLE	PLATING OPTION	DV	OTHER OPTION	TR
------	--------------------------	------------	----------------	----	--------------	----

-005, -010, -011,
-013, -020, -025,
-030, -035 -040, -049,
-050, -060, -070, -075

-100
(Available with -05.0 lead style only)

Specify LEAD STYLE from chart

LEAD STYLE	A
-05.0	(5,10) .200
-07.0	(7,00) .276

-L
= 10µ" (0,25 µm)
Gold on contact, Matte Tin on tail

-S
= 30µ" (0,76 µm)
Gold on contact, Matte Tin on tail

-L
= Latching (Lead Style -05.0 only) (N/A with -EGP or -EGPS option)

-EGP
= Extended Guide Post (Lead Style -07.0 only) (N/A with -L & -EGPS option)

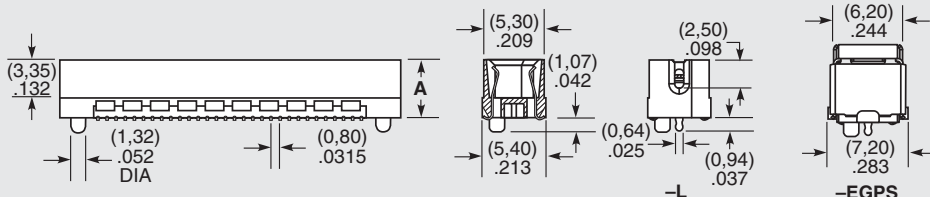
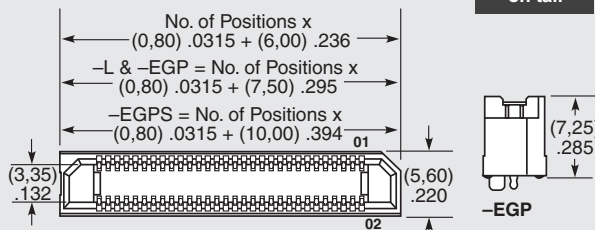
-EGPS
= Extended Guide Post Shield (Lead Style -07.0 only) (N/A with -L & -EGP option) (-010, -020, -025, -030 only)

-K
= (6,00 mm) .236" DIA Polyimide Film Pick & Place Pad

-TR
= Tape & Reel Packaging

APPLICATIONS

STANDARD	POS.	PART NOs.	SERIES
NEXUS5001™.org POWER.org™	10	ASP-148421-01	ERF8-DV
	11	ASP-137969-01	ERF8-DV
	17	ASP-137973-01	ERF8-DV
ARM/HSSTP	20	ASP-130367-01	ERF8-DV
	23	ASP-130368-01	ERF8-DV
NEXUS5001™.org POWER.org™	25	ASP-148422-01	ERF8-DV
	35	ASP-135029-01	ERF8-DV
	40	ASP-148424-01	ERF8-DV



ALSO AVAILABLE (MOQ Required)

- Mezzanine stack heights Contact Samtec.

Note: Patented

Note: Some lengths, styles and options are non-standard, non-returnable.