

Shock-Safe Fuseholder, 5 x 20 mm, Slotted Cap, vertical, IP 40 / IP 54



Variant 1



Variant 2

250 VAC · 2 W/6.3 A (VDE)12 A (UL)



Description

- Vertical style
- IP 40 oder IP 54 from frontside

Standards

- IEC 60127-6
- UL 512
- CSA C22.2 no. 39

Approvals

- VDE Certificate Number: 129370
- UL File Number: E39328
- CSA File Number: 38456

Weblinks

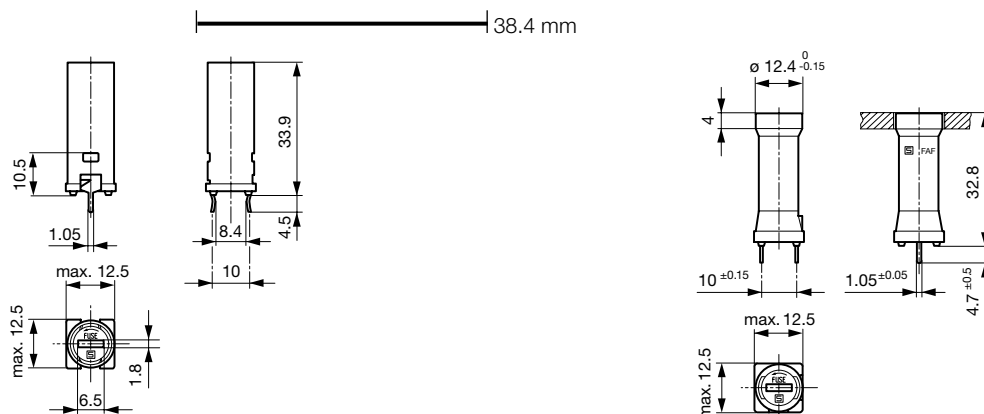
[pdf-datasheet](#), [html-datasheet](#), [General Product Information](#), [Approvals](#), [CE declaration of conformity](#), [RoHS](#), [CHINA-RoHS](#), [REACH](#), [e-Shop](#), [SCHURTER-Stock-Check](#), [Distributor-Stock-Check](#), [Detailed request for product](#)

Technical Data

Shock-Safe Category	PC2
Fuse-Link	5 x 20 mm
Mounting	PCB
Terminal	Solder THT
Rated Voltage	250VAC
Rated current	6.3A (VDE), 12A (UL)
Rated Power Acceptance IEC	2W / 6.3A @ Ta 23°C
	Admissible power acceptance at higher ambient temperature see derating curves
Degree of Protection	IP 40 / IP 54
Protection Class	Suitable for appliances with protection class I or II acc. to IEC 61140
Admissible Ambient Air Temp.	-40°C to 85°C
Climatic Category	40/085/21 acc. to IEC 60068-1
Material: Socket	Thermoplastic, black, UL 94V-0
Material: Cap	Thermoplastic, black, UL 94V-0
Material: Terminals	Tin-Plated Copper Alloy
Unit Weight	5.03 g
Storage Conditions	0°C to 60°C, max. 70% r.h.
Product Marking	☐, Type, Rated voltage, Rated current, Power Rating, Approvals

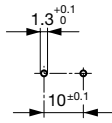
Soldering Methods	Wave
Solderability	245°C / 3 sec acc. to IEC 60068-2-20, Test Ta, method 1
Resistance to Soldering Heat	260°C / 10 sec acc. to IEC 60068-2-20, Test Tb, method 1
Contact Resistance	≤ 10 mΩ at 20 mV acc. to IEC 60127-6
Dielectric Strength	> 3kV between Life parts (50 Hz; 1 min)
Impulse Withstand Voltage	> 4kV between Life parts
Insulation Resistance	≥ 10 MΩ between Life parts (500VDC; 1 min)
Overvoltage Category	III acc. to IEC 60664-1
Pollution Degree	3 acc. to IEC 60664-1
Resistance to Vibration	acc. to IEC 60068-2-6, test Fc

Dimension



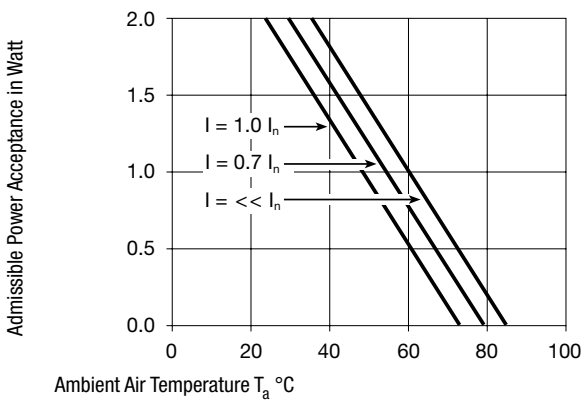
Variant 1: 0031.3701 and 0031.3703

Variant 2: 0031.3751 and 0031.3753



Drilling diagram

Derating Curves



All Variants

Holder	Cap	Terminal	Degree of Protection	Order Number
●	slotted	Straight	IP 40	0031.3701
●	slotted	Kicked	IP 40	0031.3703
●	slotted	Straight	IP 40	0031.3751
●	slotted	Straight	IP 54	0031.3753

Most Popular.

Availability for all products can be searched real-time: <http://www.schurter.com/en/Stock-Check/Stock-Check-SCHURTER>

Packaging Unit Bulk (100 pcs.)