

Surface Mount Fuse, 3.2 x 1.6 mm, Super-Quick-Acting FF, 63 VDC / 125 VAC, low impedance



Exemplary part photo depending on part no.

UL 248-14 · 125 VAC · 63 VDC · Super-Quick-Acting FF



### Description

- Complements USF 1206 with lower current ratings
- Impermeable to potting compound

### Unique Selling Proposition

- Lowest voltage drop
- Very fast, precise opening

### Standards

- UL 248-14
- CSA C22.2 no. 248.14

### Approvals

- UL File Number: E41599

### Applications

- Smart meters
- Battery protection
- Sensors
- Mobile devices
- Semiconductor protection

### References

[Packaging Details](#)

### Weblinks

[pdf datasheet](#), [html-datasheet](#), [General Product Information](#), [Packaging details](#), [Approvals](#), [CE declaration of conformity](#), [RoHS](#), [CHINA-RoHS](#), [REACH](#), [Distributor-Stock-Check](#), [Detailed request for product](#)

### Technical Data

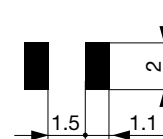
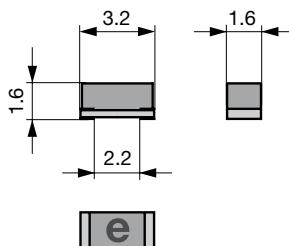
Rated Voltage	125 VAC, 63 VDC
Rated current	0.05 - 0.25 A
Breaking Capacity	100 A
Characteristic	Super-Quick-Acting FF
Mounting	PCB, SMT
Admissible Ambient Air Temp.	-55 °C to 90 °C
Climatic Category	55/090/21 acc. to IEC 60068-1
Material: Housing	Epoxyd Glass, UL 94V-0
Material: Terminals	Gold-Plated Copper Alloy
Unit Weight	0.0133 g
Storage Conditions	0 °C to 60 °C, max. 70% r.h.
Product Marking	Letter (see variants)

Soldering Methods	Reflow <a href="#">Soldering Profile</a>
Solderability	245 °C / 3 sec acc. to IEC 60068-2-58, Test Td
Resistance to Soldering Heat	260 +0/-5 °C / 30 sec acc. to IPC/JEDEC J-STD-020D, Level 1
Moisture Resistance Test	MIL-STD-202C, Method 103 B (Level 1) IPC/JEDEC-J-STD-20C (85°C@85%RH@240h)
Terminal Strength	MIL-STD-202, Method 211A (Deflection of board 1 mm for 1 minute)
Thermal Shock	IEC 60068-2-14, CECC 4200 (5 Cycles 40°C - 125°C)
Case Resistance	acc. to EIA/IS-722, Test 4.7 >100 MΩ (between leads and body)
Resistance to Solvents	MIL-STD-202, Method 215A (EIA-722, 4.11)

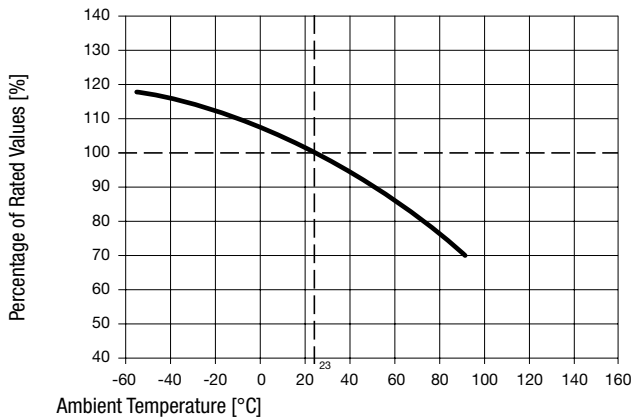
### Dimension

3.2 mm

Reflow soldering pads



## Derating Curves

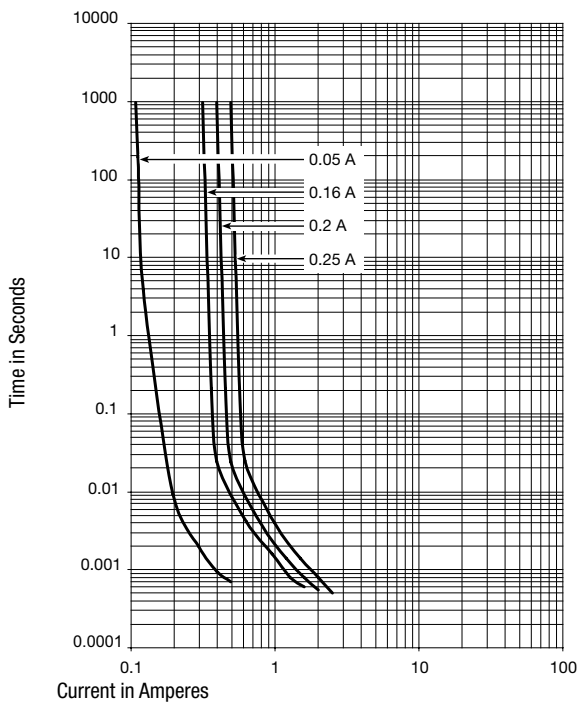


## Pre-Arcing Time

Rated Current  $I_n$     1.0 x  $I_n$  min.    2.5 x  $I_n$  max.    10.0 x  $I_n$  min.    10.0 x  $I_n$  max.

0.05 A - .25 A	4 h	5 s	0.1 ms	1 ms
----------------	-----	-----	--------	------

## Time-Current-Curves



## All Variants

Rated Current [A]	Rated Voltage [VAC]	Rated Voltage [VDC]	Marking	Breaking Capacity	Voltage Drop 1.0 $I_n$ typ. [mV]	Cold Resistance typ. [ $m\Omega$ ]	Melting $I^2t$ 8.0 $I_n$ typ. [ $A^2s$ ]	Order Number
0.05	125	63	e	1)	430	8350	0.0002	● 3413.0002.11
0.05	125	63	e	1)	430	8350	0.0002	● 3413.0002.22
0.05	125	63	e	1)	430	8350	0.0002	● 3413.0002.24
0.05	125	63	e	1)	430	8350	0.0002	● 3413.0002.26
0.16	125	63	s	1)	95	510	0.0015	● 3413.0008.11
0.16	125	63	s	1)	95	510	0.0015	● 3413.0008.22
0.16	125	63	s	1)	95	510	0.0015	● 3413.0008.24

0.16	125	63	s	1)	95	510	0.0015	●	3413.0008.26	
0.2	125	63	u	1)	87	365	0.0029	●	3413.0009.11	■
0.2	125	63	u	1)	87	365	0.0029	●	3413.0009.22	■
0.2	125	63	u	1)	87	365	0.0029	●	3413.0009.24	
0.2	125	63	u	1)	87	365	0.0029	●	3413.0009.26	
0.25	125	63	w	1)	75	255	0.0032	●	3413.0010.11	■
0.25	125	63	w	1)	75	255	0.0032	●	3413.0010.22	■
0.25	125	63	w	1)	75	255	0.0032	●	3413.0010.24	
0.25	125	63	w	1)	75	255	0.0032	●	3413.0010.26	

■ Most Popular.

Availability for all products can be searched real-time:<http://www.schurter.com/Stock-Check/Stock-Check-SCHURTER>

1) 10 A @ 125 VAC, 100 A @ 32 VAC, 100 A @ 63 VDC

**Packaging Unit**

- .xx = .11 Blister Tape of 100 pcs. in Plastic Bag
- .xx = .22 Blister Tape 18 cm Reel (1000 pcs.)
- .xx = .24 Blister Tape 25.4 cm Reel (5000 pcs.)
- .xx = .26 Blister Tape 33 cm Reel (10000 pcs.)