

4

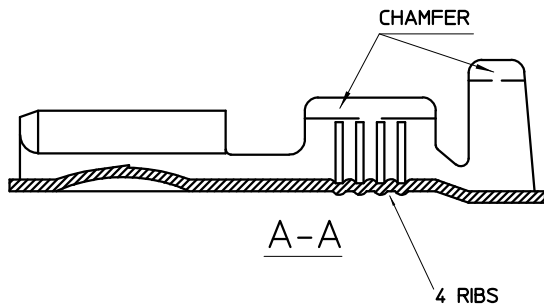
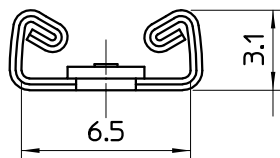
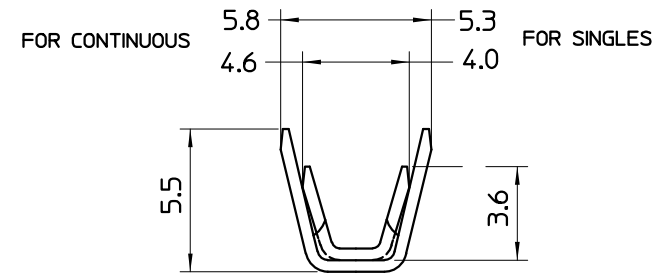
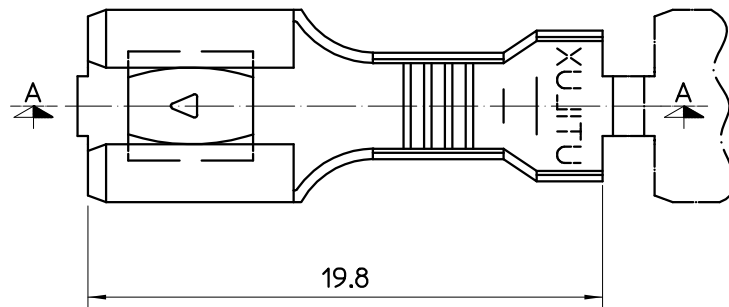
3

2

1

THIS DRAWING IS UNPUBLISHED. RELEASED FOR PUBLICATION
 COPYRIGHT BY TYCO ELECTRONICS CORPORATION. ALL RIGHTS RESERVED.

LOC		DIST		REVISIONS			
P	LTR	DESCRIPTION		DATE	DWN	APVD	
U	-						



LOOSE PIECE	NICKEL SILVER	RECEPTACLE, H1972B/150	1-1627057-9
LOOSE PIECE	BRASS	RECEPTACLE, H1972/10000	1-1627057-7
REEL FORM	NICKEL SILVER	RECEPTACLE, H1972B/R8000	1-1627057-5
REEL FORM	BRASS PRE-TIN	RECEPTACLE, H1972ET/R8000	1-1627057-6
REEL FORM	BRASS	RECEPTACLE, H1972/R8000	1-1627057-4
LOOSE PIECE	BRASS	RECEPTACLE, H1972/150	1-1627057-1
REMARKS	MATERIAL	DESCRIPTION	PART No.

NOTES:

- 1. WIRE RANGE
 CONDUCTOR: 0.7mm² - 2.1mm²
 INSULATION DIA: 2.3mm - 3.1mm

- 2. FOR CRIMPING DETAILS REFER
 UTILUX CRIMP CHART No. H1972

THIS INFORMATION IS CONFIDENTIAL AND PROPRIETARY TO TYCO ELECTRONICS CORPORATION. IT IS TO BE KEPT SECRET AND NOT DISCLOSED TO ANYONE OTHER THAN TYCO ELECTRONICS PERSONNEL WITHOUT WRITTEN AUTHORIZATION FROM TYCO ELECTRONICS CORPORATION, TERRELLVILLE, PENNSYLVANIA, USA.

THIS DRAWING IS A CONTROLLED DOCUMENT.		DWN: W.RIEDE 28.10.04	Tyco Electronics Corporation AUSTRALIA	
ALL DIMENSIONS IN mm:		CHK: H.THAI 28.10.04		
TOLERANCES UNLESS OTHERWISE SPECIFIED: DIMENSION (mm) TOLERANCE(mm) LESS THAN 10 0.4 OVER 10 TO 30 0.5 OVER 30 TO 80 0.7 OVER 80 TO 250 1.0 ANGLES ±2°		APVD: W.RIEDE 28.10.04	NAME: RECEPTACLE, QC 6.3	
UNREELING DIRECTION FROM TOP OF REEL		PRODUCT SPEC: -	SIZE: A3	
MATERIAL: -		APPLICATION SPEC: -	CAGE CODE: -	DRAWING NO: C-1627057
FINISH: -		WEIGHT: -	RESTRICTED TO: -	
CUSTOMER DRAWING			SCALE: 5:1	SHEET 1 OF 1
			REV: 0	

