



RJ45 CONNECTORS



✓ Active

↓ **PRODUCT DRAWING**
English

↓ **3D PDF**

TE CONNECTIVITY (TE)

8/8 PCB MOD.JACK SE SE

1-215877-3

TE Internal Number: 1-215877-3

Always EU RoHS/ELV Compliant

Port Configuration **Single**

Shielded **No**

Jack Configuration **1 x 1**

Connector Style **Jack**

Inverted Jack Face **No**

Product Drawings

MODULAR JACK, 8 POS SIDE ENTRY FOR PRINTED CIRCUIT BOARD

PDF
English

CAD Files

Customer View Model

2D_DXF.ZIP
English

3D PDF

PDF
3D

Customer View Model

3D_IGS.ZIP
English

Customer View Model

3D_STP.ZIP
English

Catalog Pages/Data Sheets

82066 - Modular Jacks And MRJ21 Product Catalog - Single Port Modular Jacks Section

PDF
English

Please review product documents or [contact us](#) for the latest agency approval information. Please Note: Use the Product Drawing for all design activity.

Product Type Features

Shielded	No
Connector Style	Jack
Performance Category	Cat 3
Profile	Low
PCB Mounting Orientation	Side Entry (Right Angle)

Connector Type	Connector Assembly
Applies To	Printed Circuit Board
Product Type	Connector
Latch Style	Standard
Jack Type	RJ45
Grounding Options	Without
LED	Without
Panel Stops	Without

Configuration Features	Port Configuration	Single
	Jack Configuration	1 x 1
	Number of Positions	8
	Preloaded	Yes
	Keyed	No

Body Features	Inverted Jack Face	No
	Color	Black
	Cover Material	PBT

Contact Features	Number of Contacts Loaded	8
	Solder Tail Contact Plating Material	Tin-Lead over Nickel
	Contact Base Material	Phosphor Bronze
	Contact Mating Area Plating Material	Gold

Termination Features	Termination Method to PC Board	Solder
----------------------	--------------------------------	---------------

Mechanical Attachment	PCB Mounting Style	Through Hole
	Panel Mount Retention	Without
	Flanged	No

Housing Features	Housing Material	PBT Polyester
	Housing Color	Black

Dimensions	Height	11.5 mm [.453 in]
	PCB Thickness (Recommended)	1.6 mm [.062 in]
	PCB Tail Length	3 mm [.118 in]





Industry Standards	UL Flammability Rating	UL 94V-0
Packaging Features	Packaging Quantity	200
	Packaging Method	Tray, Tray/Box
Other	Comment	On any modular jack, Terminal No. 1 is the terminal to the extreme left as you face the jack opening, tab notch down.

Product Compliance

[Statement of Compliance PDF](#)

[VIEW ALL PRODUCT COMPLIANCE](#)

CUSTOMERS ALSO BOUGHT

CIRCULAR POWER CONNECTORS	CRIMP RINGS & SPADES	RJ25 CONNECTORS	RIBBON CABLE CONNECTORS
 <p>PLUG, 11-9, LG INS, STD KEY 1445807-3</p> <p>Save to List Find Similar Products</p>	 <p>TERMINAL RING TONGUE 140731-2</p> <p>Save to List Find Similar Products</p>	 <p>6/6 PCB MOD.JACK SE 215876-1</p> <p>Save to List Find Similar Products</p>	 <p>A/L UNIV HDR 10P VERT LG LAT B 2-5499206-1</p> <p>Save to List Find Similar Products</p>