



✓ Active

↓ **PRODUCT DRAWING**
English

↓ **3D PDF**

TE CONNECTIVITY (TE)

HOUSING HE13 HE14 COSI 10 P

AMPMODU | AMPMODU

1-281838-0

TE Internal Number: 1-281838-0

Always EU RoHS/ELV Compliant

Centerline **2.54 mm [.1 in]**

Number of Positions **10**

Number of Rows **1**

Row-to-Row Spacing **2.54 mm [.1 in]**

Color **Blue**

Product Drawings

SINGLE ROW HOUSING FOR HE 13-14 COSI CONTACT

PDF (**TIFF AVAILABLE**)
English

SINGLE ROW HOUSING FOR HE 13-14 COSI CONTACT

PDF (**TIFF AVAILABLE**)
English

CAD Files

Customer View Model

2D_DXF.ZIP
English

Customer View Model

3D_IGS.ZIP
English

Customer View Model

3D_STP.ZIP
English

3D PDF

PDF
English

Product Specifications

Product Specification

MODULAR HEADERS AND PLUGS ACCORDING TO IEC 60603-8 SERIES (HE13 HE14 SERIES)

PDF
French

Product Environmental Compliance

TE Material Declaration

MD_1-281838-0_10282015730_dmtec

PDF
English

Please review product documents or [contact us](#) for the latest agency approval information. Please Note: Use the Product Drawing for all design activity.

Product Type Features	Row-to-Row Spacing	2.54 mm [.1 in]
	Glow Wire Rating	Standard Part - Not Glow Wire
	Connector Type	Housing
	Applies To	Wire/Cable
	Connector Style	Receptacle
	Strain Relief	Without
	Product Type	Connector
Configuration Features	Number of Positions	10
	Number of Rows	1
Body Features	Color	Blue
Contact Features	Contact Type	Socket
	Contact Base Material	Phosphor Bronze
	Contact Current Rating (A)	3
	Contact Layout	Inline
Termination Features	Termination Method to Wire/Cable	Crimp, Insulation Displacement Crimp (IDC)
Mechanical Attachment	Mating Retention	Without
	PCB Mount Retention	Without
	Mating Connector Lock	Without
	Panel Mount Retention	Without
	Mating Alignment	Without
Housing Features	Centerline	2.54 mm [.1 in]
	Housing Configuration	Both Ends Closed
	Housing Color	Blue
	Housing Material	PBT GF
Dimensions	Height	15 mm [.591 in]
	Length	25.4 mm [1 in]
	Wire/Cable Size (AWG)	28 – 24
	Wire/Cable Size (mm ²)	.08 – .22

Industry Standards

UL Flammability Rating

UL 94V-0

Packaging Features

Packaging Quantity

500

Packaging Method













Package

Product Compliance

[Statement of Compliance](#)
PDF

[VIEW ALL PRODUCT COMPLIANCE](#)

CUSTOMERS ALSO BOUGHT

MULTIPLE CONFIGURATION PCB HEADERS & RECEPTACLES	WIRE-TO-BOARD CONNECTOR HOUSINGS	SURFACE MOUNT RESISTORS	MULTIPLE CONFIGURATION PCB HEADERS & RECEPTACLES
 <p>HEADER HE14 RA 10 P 1-281698-0</p>	 <p>HOUSING HE13 HE14 COSI 8 P 281838-8</p>	 <p>CRG0402 1% 20K CRG0402F20K</p>	 <p>HEADER HE14 STRAIGHT 10 P 1-281695-0</p>
<p> Save to List</p> <p> Find Similar Products</p>	<p> Save to List</p> <p> Find Similar Products</p>	<p> Save to List</p> <p> Find Similar Products</p>	<p> Save to List</p> <p> Find Similar Products</p>