




HEADERS & RECEPTACLES



TE CONNECTIVITY (TE)

14P MTA100 HDR ASSY F/L SQ STR

[MTA](#) | [MTA-100](#)

1-640456-4

TE Internal Number: 1-640456-4

[Always EU RoHS/ELV Compliant](#)

Centerline **2.54 mm [.1 in]**

Number of Positions **14**

PCB Mounting Orientation **Vertical**

PCB Mounting Style **Through Hole**

Number of Rows **1**

Active

[PRODUCT DRAWING](#)
English

[3D PDF](#)

Product Drawings

[MTA-100 HEADER ASSEMBLY, POLARIZED, NOTCHED, .025 SQUARE STRAIGHT POST, TIN PLATED](#)

PDF
English

CAD Files

[Customer View Model](#)

2D_DXF.ZIP
English

[3D PDF](#)

PDF
3D

[Customer View Model](#)

3D_IGS.ZIP
English

[Customer View Model](#)

3D_STP.ZIP
English

Catalog Pages/Data Sheets

[MTA, CST-100 II, SL-156 And AMP Economy Power \(EP\) Connectors](#)

PDF
English

Product Environmental Compliance

TE Material Declaration

[MD_1-640456-4_05282015328_dmtec](#)

PDF
English

Please review product documents or [contact us](#) for the latest agency approval information. Please Note: Use the Product Drawing for all design activity.

Product Type Features

PCB Mounting Orientation

Vertical

Product Type

Connector

	Connector Type	Header
	Connector System	Wire-to-Board
	Strain Relief	Without
	Sealed	No
	Connector Style	Plug
	Applies To	Printed Circuit Board
Configuration Features	Number of Positions	14
	Number of Rows	1
	Backwall/Post Interruptions	Without
Electrical Characteristics	Operating Voltage (VAC)	250
Body Features	Header Type	Unshrouded
Contact Features	Contact Mating Area Plating Material	Tin
	Contact Mating Area Plating Thickness	3.81 μm [150 μin]
	Underplate Material	Nickel
	Underplate Material Thickness	1.27 μm, 50 μin
	Contact Style	Straight
	Contact Shape	Square
	Tail Plating Material	Tin
	Contact Termination Area Plating Material	Tin
	Tail Plating Thickness	3.81 μm [150 μin]
	Contact Type	Pin
	Contact Current Rating (A)	5
	Contact Layout	Inline
	Contact Base Material	Copper Alloy
Termination Features	Termination Method to PC Board	Through Hole - Solder
	Termination Method to Wire/Cable	Solder
Mechanical Attachment	PCB Mounting Style	Through Hole
	PCB Mount Alignment	Without
	Mating Retention	Without
	PCB Mount Retention	Without
	Contact Retention	Without

Contact Retention	Without
Panel Mount Retention	Without
Mating Alignment	Without

Housing Features	Centerline	2.54 mm [.1 in]
	Housing Color	Natural
	Housing Style	Friction Lock
	Housing Material	Polyester - GF

Dimensions	Tail Length	3.56 mm [.14 in]
	Mating Post Length	7.49 mm [.295 in]
	PCB Thickness (Recommended)	1.6 mm [.063 in]
	Height	7.87 mm [.31 in]
	Length	35.56 mm [1.4 in]

Usage Conditions	Operating Temperature Range	-55 – 105 °C [-67 – 221 °F]
------------------	-----------------------------	--------------------------------------

Operation/Application	For Use With	MTA .100 Connector Assembly
	Pick and Place Cover	Without

Industry Standards	UL Flammability Rating	UL 94V-0
	UL File Number	E28476
	CSA Rating	Certified
	Agency/Standard	CSA, UL
	CSA File Number	LR7189
	UL Rating	Recognized

Packaging Features	Packaging Method	Package
	Packaging Quantity	1

Product Compliance [Statement of Compliance PDF](#)

[VIEW ALL PRODUCT COMPLIANCE](#)

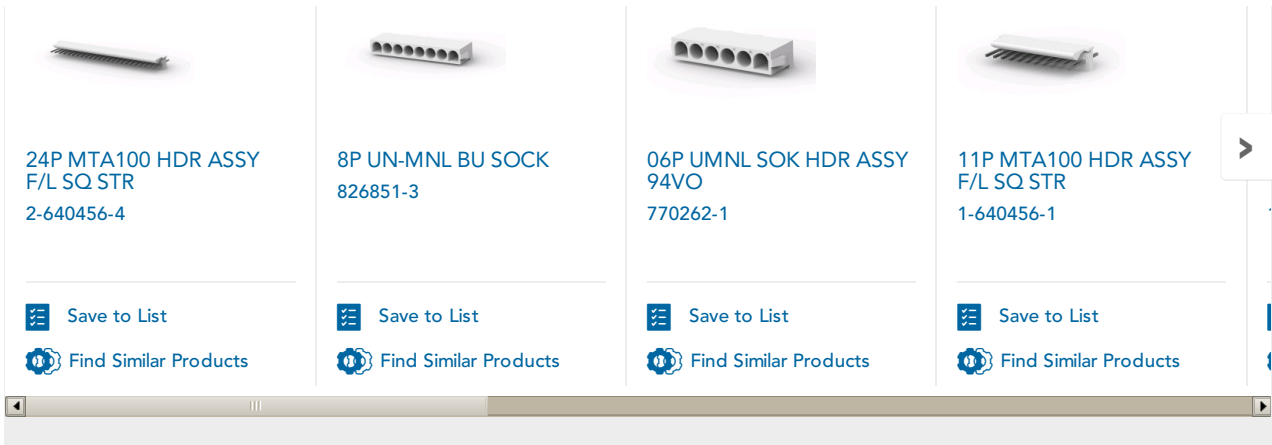
CUSTOMERS ALSO BOUGHT

WIRE-TO-BOARD HEADERS & RECEPTACLES

RECTANGULAR POWER CONNECTORS

RECTANGULAR POWER CONNECTORS

WIRE-TO-BOARD HEADERS & RECEPTACLES



Products - 48 Results

[View All](#)


[Compare 0/10](#)

Relation Type ▼

RELATIONSHIP
Mating Products
 Used to identify Mating Parts

[See All Mating Products](#)

PRODUCT - MATING PRODUCTS ✓



Connectors - W-T-B Headers & Receptacles
 MTA | MTA-100

**14P MTA100 CONN
 ASSY BLK LF - 4-644497-4**

TE INTERNAL NUMBER: 4-644497-4

✓ Active

Always EU RoHS/ELV Compliant

Centerline **2.54 mm**

Number of Positions **14**

Number of Rows **1**


Contact Mating Area Plating
 Material **Tin**

Contact Mating Area Plating
 Material Finish **Matte**

RELATIONSHIP
Mating Products
 Used to identify Mating Parts

[See All Mating Products](#)

PRODUCT - MATING PRODUCTS ✓



Connectors - W-T-B Headers & Receptacles
 MTA | MTA-100

**14P MTA100 CONN
 ASSY F/T 24AWG
 - 4-644563-4**

TE INTERNAL NUMBER: 4-644563-4

✓ Active

Always EU RoHS/ELV Compliant

Centerline **2.54 mm**

Number of Positions **14**

Number of Rows **1**

Contact Mating Area Plating
 Material **Tin**

Contact Mating Area Plating
 Material Finish **Matte**

RELATIONSHIP
Mating Products

[See All Mating Products](#)

PRODUCT - MATING PRODUCTS



Connectors - W-T-B Headers & Receptacles
MTA | MTA-100

14P MTA100 CONN ASSY ON TAPE

- 5-644511-4

TE INTERNAL NUMBER: 5-644511-4

✓ Active

Always EU RoHS/ELV Compliant

Centerline **2.54 mm**

Number of Positions **14**

Number of Rows **1**

Contact Mating Area Plating

Material **Tin**

Contact Mating Area Plating

Material Finish **Matte**