



Active

PRODUCT DRAWING
English

3D PDF

TE CONNECTIVITY (TE)

07 MTE RCPT HSG SR LATCH .100

AMPMODU | AMPMODU MTE

104257-6

TE Internal Number: 104257-6

Always EU RoHS/ELV Compliant

Centerline **2.54 mm [.1 in]**

Number of Positions **7**

Number of Rows **1**

Row-to-Row Spacing **2.54 mm [.1 in]**

Mating Retention **With**

Product Drawings

RECEPTACLE HOUSING, AMPMODU MTE, SINGLE ROW, .100CL POLARIZED WITH LATCH

PDF
English

CAD Files

3D PDF

PDF
3D

Customer View Model

2D_DXF.ZIP
English

Customer View Model

3D_IGS.ZIP
English

Customer View Model

3D_STP.ZIP
English

Catalog Pages/Data Sheets

AMPMODU_INTERCONNECTION_SYSTEM_SECTION5_CONT

PDF
English

AMP MODU MTE Section Of Catalog 1307819

PDF
English

AMPMODU_MTE_INTERCONNECT_SYSTEM_QRG_4-1773458-0

PDF
English

Product Specifications

Product Specification

Connector, AMPMODU, MTE

PDF
English

Application Specification

AMPMODU MTE Interconnection System

PDF
English

Product Environmental Compliance

Please review product documents or [contact us](#) for the latest agency approval information. Please Note: Use the Product Drawing for all design activity.

Product Type Features	Row-to-Row Spacing	2.54 mm [.1 in]
	Glow Wire Rating	Standard Part - Not Glow Wire
	Connector Type	Housing
	Applies To	Wire/Cable
	Connector Style	Receptacle
	Strain Relief	Without
	Product Type	Connector
Configuration Features	Number of Positions	7
	Number of Rows	1
Electrical Characteristics	Dielectric Withstanding Voltage	600 VAC
	Operating Voltage	267 V
	Insulation Resistance (MΩ)	5000
Contact Features	Contact Type	Socket
	Contact Layout	Inline
Termination Features	Termination Method to Wire/Cable	Crimp, Insulation Displacement Crimp (IDC)
Mechanical Attachment	Mating Retention	With
	Mating Retention Type	Latch
	PCB Mount Retention	Without
	Mating Connector Lock	With
	Panel Mount Retention	Without
	Mating Connector Lock Type	Latch
	Mating Alignment	With
	Lock Type	Latch
	Mating Alignment Type	Latch
Housing Features	Centerline	2.54 mm [.1 in]

Housing Color **Black**

Housing Material **Thermoplastic**

Dimensions
Height **5.08 mm [.2 in]**
Length **17.73 mm [.698 in]**

Usage Conditions
Operating Temperature Range (°C) **-65 – 105**

Operation/Application
For Use With **Crimp Snap-In Contacts**

Industry Standards
UL Flammability Rating **UL 94V-0**



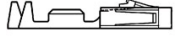

Packaging Features
Packaging Quantity **500**
Packaging Method **Bag**

Other
Comment **Refer to AMPMODU contacts for crimp snap-in replacement receptacle or pin contacts.**

Product Compliance
[Statement of Compliance PDF](#)

[VIEW ALL PRODUCT COMPLIANCE](#)

CUSTOMERS ALSO BOUGHT

RJ25 CONNECTORS	WIRE-TO-BOARD CONNECTOR CONTACTS	WIRE-TO-BOARD CONNECTOR CONTACTS	PCB D-SUB CONNECTORS
			
6/6 INV.MOD.JACK 1-338086-6	MTE PIN LP 1-104505-1	SHORT POINT CONT 15 DPLX STMPD LF 104479-9	25 PLUG SP/FMS SCRLK 1-5745968-4
Save to List Find Similar Products	Save to List Find Similar Products	Save to List Find Similar Products	Save to List Find Similar Products