



HIGH SPEED CONNECTORS



TE CONNECTIVITY (TE)

MULTIGIG RT T2 7RW DC DF CT

MULTIGIG RT

1410147-1

TE Internal Number: 1410147-1

Not EU RoHS or ELV Compliant

[Find Compliant Alternatives](#)

Number of Positions **105**

Row-to-Row Spacing **.053 mm [1.35 in]**

Contact Current Rating (A) **1**

Mating Alignment **With**

Mating Alignment Type **Polarization**

✓ Active

↓ **PRODUCT DRAWING**
English

↓ **3D PDF**

Product Drawings

[RIGHT-ANGLE PLUG ASSEMBLY, 7 ROW, 15 WAFER, CENTER, 20.3mm, MultiGig](#)

PDF
English

CAD Files

[Customer View Model](#)

3D_IGS.ZIP
English

[Customer View Model](#)

3D_STP.ZIP
English

[Customer View Model](#)

2D_DXF.ZIP
English

[3D PDF](#)

PDF
English

Catalog Pages/Data Sheets

[High Speed Backplane Connectors Catalog - MULTIGIG RT Connector](#)

PDF
English

Product Specifications

Product Specification

[MULTIGIG RT* Signal Connectors, Tiers 1 And 2, And RT2 Mezzanine](#)

PDF
English

Application Specification

[MULTIGIG RT, RT2, And RT2-R Signal Connectors](#)

PDF
English

Qualification Test Report

[MULTIGIG RT* Signal Connectors, Tiers 1 And 2, And RT2 Mezzanine](#)

PDF
English

Product Environmental Compliance

TE Material Declaration

[MD_1410147-1_120220122332](#)

PDF
English

Installation Guide

Instruction Sheets

Instruction Sheet (U.S.)

Removing MULTIGIG RT Right-Angle Module From Daughter Card Printed Circuit (PC) Board

PDF
English

Please review product documents or [contact us](#) for the latest agency approval information. Please Note: Use the Product Drawing for all design activity.

Product Type Features	Row-to-Row Spacing	.053 mm [1.35 in]
	Connector System	Board-to-Board
	Connector Style	Plug
	Board-to-Board Configuration	Right Angle
	PCB Mounting Orientation	Right Angle
	Shrouded	Fully Shrouded
	Applies To	Printed Circuit Board
	Board	Payload

Configuration Features	Number of Positions	105
	Number of Rows	7
	Number of Columns	15
	Guide Location	Center

Contact Features	Contact Current Rating (A)	1
------------------	----------------------------	----------

Mechanical Attachment	Mating Alignment	With
	Mating Alignment Type	Polarization

Housing Features	Centerline	.071 mm [1.8 in]
------------------	------------	---------------------------

Dimensions	Card Slot Centerline	20.3 mm [.8 in]
------------	----------------------	--------------------------

Product Compliance [Statement of Compliance](#)
PDF

[VIEW ALL PRODUCT COMPLIANCE](#)


CUSTOMERS ALSO BOUGHT

HIGH SPEED BACKPLANE
CONNECTORS

HIGH SPEED BACKPLANE
CONNECTORS

BOX MOUNT D-SUB
CONNECTORS

TWINAX & TRIAX
CONNECTORS




MULTIGIG RT T2 .8" DC DF
F-CTR
1410137-1



Save to List



Find Similar Products




MULTIGIG RT T1 .8" DC SE
F-STD
1410421-1



Save to List



Find Similar Products



AMPLIMITE, RCPT ASY,
POSTD, 109, ZN, 3
1757828-3



Save to List



Find Similar Products



TWIN BNC PCB RCPT
228686-1



Save to List



Find Similar Products

