




D-SUB CONNECTOR CONTACTS



Active

PRODUCT DRAWING
English

3D PDF

TE CONNECTIVITY (TE)

SOCKET CONT DUPL PLT STRIP HD-AMPLIMITE | Crimp Snap

1658538-2
TE Internal Number: 1658538-2

Always EU RoHS/ELV Compliant

Contact Type **Socket**

Contact Style **Crimp Snap-in**

Contact Size **20**

Contact Base Material **Phosphor Bronze**

Contact Mating Area Plating Material **Gold**

Product Drawings

SOCKET CONTACT, 20 DF, 24-28 AWG, AMPLIMITE

PDF
English

CAD Files

3D PDF

PDF
3D

Customer View Model

2D_DXF.ZIP
English

Customer View Model

3D_IGS.ZIP
English

Customer View Model

3D_STP.ZIP
English

Catalog Pages/Data Sheets

Signal Contacts

PDF
English

AMPLIMITE Subminiature D Connectors - Cable Connectors

PDF
English

AMP Circular Connectors For Commercial Signal & Power Applications

PDF
English

Product Specifications

Product Specification

AMPLIMITE HDP-20 Subminiature D Connector With F Crimp Contacts

PDF
English

Application Specification

AMPLIMITE HDP-20 And Economy Crimp Snap Subminiature D Commercial Connectors

PDF
English

HD-20 Precision Formed Contacts

PDF
English

Product Environmental Compliance

TE Material Declaration

[MD_1658538-2_01122016233_dmtec](#)
 PDF
 English

Instruction Sheets

Instruction Sheet (U.S.)

[PRO-CRIMPER III Hand Crimping Tool Assembly 58448-2 With Die Assembly 58448-3](#)
 PDF
 English

[AMPLIMITE High Density \(HDP-20\) Connectors With Crimp-Type Contacts](#)
 PDF
 English

[Insertion/Extraction Tool 91285-1 And Replacement Tip Kits 543382-\[\]](#)
 PDF
 English

Please review product documents or [contact us](#) for the latest agency approval information. Please Note: Use the Product Drawing for all design activity.

Product Type Features	Grade	Standard
	Insulation Support	Yes
	Product Type	Contact
	Applies To	Wire/Cable

Contact Features	Contact Type	Socket
	Contact Style	Crimp Snap-in
	Contact Size	20
	Contact Base Material	Phosphor Bronze
	Contact Mating Area Plating Material	Gold
	Contact Mating Area Plating Thickness (µin)	30
	Solder Tail Contact Plating Material	Tin
	Pin Diameter (in)	.04





Termination Features	Termination Method to Wire/Cable	Crimp
----------------------	----------------------------------	--------------

Mechanical Attachment	Contact Retention in Housing	Crimp Snap-In
-----------------------	------------------------------	----------------------

Dimensions	Wire Range	.08 – .2 mm² [28 – 24 AWG]
	Wire Insulation Diameter	.76 – 1.02 mm [.03 – .04 in]
	Insulation Diameter (Max) (in)	.04

Operation/Application	For Use With	AMPLIMITE HDP-20, CPC Connectors
Packaging Features	Packaging Method	Reel
	Packaging Quantity	10000
Other	Comment	For Mini Applicator and stripper crimper.
Product Compliance	Statement of Compliance PDF VIEW ALL PRODUCT COMPLIANCE	

CUSTOMERS ALSO BOUGHT

<p>D-SUB COVERS</p>  <p>68 50SR TERMINATOR COVER 1-750877-7</p> <p>Save to List Find Similar Products</p>	<p>D-SUB COVERS</p>  <p>100 50SR TERMINATOR COVER 1-750877-9</p> <p>Save to List Find Similar Products</p>	<p>BACKPLANE GUIDE HARDWARE</p>  <p>MULTIGIG RT GUIDE PIN, 9MM 2.60 1-1469491-2</p> <p>Save to List Find Similar Products</p>	<p>RECTANGULAR POWER CONNECTORS</p>  <p>03P CMNL PLUG HSG W/LOK NATL 1-480721-0</p> <p>Save to List Find Similar Products</p>
--	---	---	---