



COMPACTFLASH



Active

PRODUCT DRAWING
English

3D PDF

TE CONNECTIVITY (TE)

CF HDR Typell, 50pos, SMT, 2.2mm, W/O mylar

Compact Flash | HDI , HPR

1734450-1

TE Internal Number: 1734450-1

Always EU RoHS/ELV Compliant

Centerline **1.27 mm [.05 in]**

Number of Positions **50**

Number of Rows **2**

PCB Mounting Style **Surface Mount - Inline leads, Surface Mount**

Mounting Angle **Right Angle**

Product Drawings

[PIN HEADER TYPE 2, 50 POS, SMT, TOP BOARD, COMPACT FLASH CARD, STAND OFF 2.2](#)

PDF
English

CAD Files

[Customer View Model](#)

3D_IGS.ZIP
English

[Customer View Model](#)

3D_STP.ZIP
English

[3D PDF](#)

PDF
3D

[Customer View Model](#)

2D_DXF.ZIP
English

Product Specifications

Product Specification

[COMPACT FLASH CARD, 1.27mm\(.050"\) PITCH](#)

TIF
English

[COMPACT FLASH CARD, 1.27mm\(.050"\) PITCH](#)

PDF
English

Qualification Test Report

[COMPACT FLASH CARD, 1.27mm\(.050"\) PITCH](#)

TIF
English

[COMPACT FLASH CARD, 1.27mm\(.050"\) PITCH](#)

PDF
English

Product Environmental Compliance

TE Material Declaration

[MD_1734450-1_0409201462_dmtec](#)

PDF
English

Please review product documents or [contact us](#) for the latest agency approval information. Please Note: Use the Product Drawing for all design activity.

Product Type Features	Format	CompactFlash
	CompactFlash Product Type	Header Only
	Product Type	Removable Memory Products
	Shielded	No
	Profile	Low
	PCB Offset	0 mm [0 in]

Configuration Features	Number of Positions	50
	Number of Rows	2
	Lead Configuration	Inline

Body Features	Color	White
	Hold-Downs	With

Contact Features	Vacuum Tape	Without
	Underplate Material	Nickel
	Contact Base Material	Brass
	Solder Tail Contact Plating Material	Matte Tin
	Contact Mating Area Plating Thickness (µin)	15
	Contact Mating Area Plating Material	Gold

Mechanical Attachment	PCB Mounting Style	Surface Mount - Inline leads, Surface Mount
	Mounting Angle	Right Angle


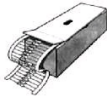










Housing Features	Centerline	1.27 mm [.05 in]
	Housing Material	LCP (Liquid Crystal Polymer)

Dimensions	Height above PC Board	2.2 mm [.087 in]
------------	-----------------------	---------------------------

Industry Standards	UL Flammability Rating	UL 94V-0
--------------------	------------------------	-----------------

Packaging Features	Packaging Method	Tray, Tray/Box
--------------------	------------------	-----------------------

CUSTOMERS ALSO BOUGHT

CARD EJECTORS		THROUGH-HOLE RESISTORS	D-SUB LOCKING & MOUNTING
			
<p>CF Ejector Ass'y, Type II, 20mm 1734452-2</p>	<p>EP 7W (S) 47R 5% EP7WS47RJ</p>	<p>LR0204 1% 390R LR0204F390R</p>	<p>FEMALE SCREWLOCK KIT, BULK PKG 5205817-2</p>
<p> Save to List</p> <p> Find Similar Products</p>	<p> Save to List</p> <p> Find Similar Products</p>	<p> Save to List</p> <p> Find Similar Products</p>	<p> Save to List</p> <p> Find Similar Products</p>