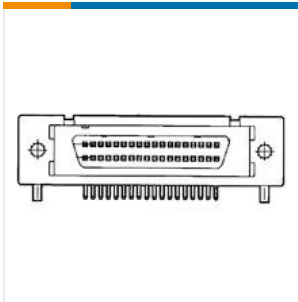




PCB D-SUB CONNECTORS



Active

PRODUCT DRAWING
English

3D PDF

TE CONNECTIVITY (TE)

68P S-MINI-MITE CAP HDR R-LEG

AMPLIMITE | 0.50 Connector System

2-5174341-5

TE Internal Number: 2-5174341-5

Always EU RoHS/ELV Compliant

Connector Style **Plug**

Centerline **1.27 mm [.05 in]**

Number of Positions **68**

Number of Rows **4**

PCB Mounting Orientation **Horizontal**

Product Drawings

[POST HEADER \(HORIZONTAL, WITH R/L\) AMPLIMITE .050 SERIES II CONN. TYPE B](#)

PDF (TIFF AVAILABLE)
English

[POST HEADER \(HORIZONTAL, WITH R/L\) AMPLIMITE .050 SERIES II CONN. TYPE B](#)

PDF (TIFF AVAILABLE)
English

CAD Files

[Customer View Model](#)

2D_DXF.ZIP
English

[Customer View Model](#)

3D_IGS.ZIP
English

[Customer View Model](#)

3D_STP.ZIP
English

[3D PDF](#)

PDF
English

Product Environmental Compliance

TE Material Declaration

[MD_2-5174341-5_0622201579_dmtec](#)

PDF
English

Please review product documents or [contact us](#) for the latest agency approval information. Please Note: Use the Product Drawing for all design activity.

Product Type Features

Connector Style

Plug

PCB Mounting Orientation

Horizontal

	Grounding Straps	Without
	Shell Type	Full Metal Shell
	Grounding Indents	Without
	Post Plate Material	Thermoplastic
	Applies To	Printed Circuit Board
	Connector Type	Connector Assembly
	Grounded	No
	Product Type	Connector
	Shielded	Yes
<hr/>		
Configuration Features	Number of Positions	68
	Number of Rows	4
<hr/>		
Body Features	Shield Plating Material	Nickel over Copper
	Retention Leg Material	Nickel
	Shell Plating Material	Nickel over Copper
	Shell Material	Zinc
	Retention Leg Plating Material	Brass
	Shield Material	Zinc
	Post Plating Material	Tin over Nickel
<hr/>		
Contact Features	Contact Base Material	Phosphor Bronze
	Contact Mating Area Plating Thickness (µin)	30
	Contact Mating Area Plating Material	Gold
<hr/>		
Termination Features	Termination Post Length	2.9 mm [.114 in]
	Termination Method to PC Board	Through Hole - Solder
	Grounding Clips	Without
<hr/>		
Mechanical Attachment	PCB Mounting Style	Through Hole
	PCB Mount Retention	With
	PCB Mount Retention Type	Boardlocks
	Panel Mount Retention	Without
	Mating Retention Type	Latch
	Mating Retention	With
	PCB Mount Alignment	Without

Mating Alignment

without

Housing Features

Centerline

1.27 mm [.05 in]

Housing Color

Black

Housing Material

PBT

Industry Standards

Post Plate Flammability Rating

UL 94V-0

UL Flammability Rating

UL 94V-0

Packaging Features

Packaging Method

Tray

Packaging Quantity





4

Product Compliance

[Statement of Compliance](#)
PDF

[VIEW ALL PRODUCT COMPLIANCE](#)

CUSTOMERS ALSO BOUGHT

STANDARD RECTANGULAR CONNECTORS	IDC D-SUB CONNECTORS	SURFACE MOUNT RESISTORS	RECTANGULAR POWER CONNECTORS
 <p>METRIMATE PIN HDR ASSY, 4P LF 207119-8</p> <p>Save to List Find Similar Products</p>	 <p>100 50SR PANEL MOUNT RCPT 749877-9</p> <p>Save to List Find Similar Products</p>	 <p>CRGH1206 1% 150K 0.5W CRGH1206F150K</p> <p>Save to List Find Similar Products</p>	 <p>MICRO MNL HDR ASSY S/ROW AU LF 2-1445097-3</p> <p>Save to List Find Similar Products</p>