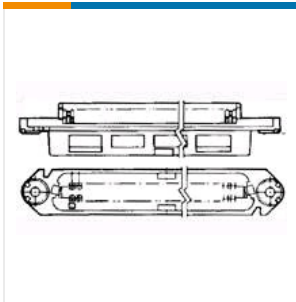




# IDC D-SUB CONNECTORS



Active

PRODUCT DRAWING  
English

3D PDF

TE CONNECTIVITY (TE)

## ASSY, RCPT, 50 POS, B SLOT

CHAMP | Standard CHAMP Products

2-552001-1

TE Internal Number: 2-552001-1

Alias ID: 4-16211-7357, 500-060-2302, 6428314100, AMP-2-0552001-1, C70200-000

Always EU RoHS/ELV Compliant

Connector Style **Receptacle**

Solid Wire Range (mm<sup>2</sup>) **.4 – .51**

Stranded Wire Range (mm<sup>2</sup>) **.2**

Shielded **No**

Centerline **2.16 mm [ .085 in ]**

### Product Drawings

RECEPTACLE ASSEMBLY, 50 POSITION, B-SLOT, WITH .187 DIAMETER HOLES, CHAMP-LOK

PDF  
English

### CAD Files

Customer View Model

2D\_DXF.ZIP  
English

3D PDF

PDF  
3D

Customer View Model

3D\_IGS.ZIP  
English

Customer View Model

3D\_STP.ZIP  
English

### Product Specifications

Product Specification

Connector, CHAMP

PDF  
English

Connector, CHAMP

TIF  
English

Connector, CHAMP

TIF  
Japanese

Connector, CHAMP

PDF  
Japanese

Application Specification

CHAMP Cable Connectors (Standard And Shielded)

PDF  
English

### Instruction Sheets

Instruction Sheet (U.S.)

CHAMP Cable To Cable And Cable To Panel Connectors

Please review product documents or [contact us](#) for the latest agency approval information. Please Note: Use the Product Drawing for all design activity.

Product Type Features	Connector Style	<b>Receptacle</b>
	Shielded	<b>No</b>
	Wire/Cable Type	<b>7 Strand, Solid</b>
	Product Type	<b>Connector</b>
	Product Category	<b>Connectors</b>
	Profile	<b>Standard</b>
	Connector Classification	<b>IDC</b>
	Slot Type Letter Code	<b>B</b>
Configuration Features	Number of Positions	<b>50</b>
Contact Features	Contact Mating Area Plating Material	<b>Gold Flash over Palladium Nickel, Gold</b>
	Contact Mating Area Plating Thickness	<b>.76 µm [ 30 µin ]</b>
	Contact Base Material	<b>Copper Alloy</b>
Mechanical Attachment	Flange Thickness	<b>Thin</b>
	Mating Connector Lock	<b>With</b>
	Panel Mount Retention	<b>With</b>
	Mating Connector Lock Type	<b>Bail Lock, Screwlocks</b>
Housing Features	Centerline	<b>2.16 mm [ .085 in ]</b>
	Housing Color Dot Designation	<b>Blue</b>
	Housing Material	<b>Polypheylene Oxide</b>
Dimensions	Solid Wire Range (mm <sup>2</sup> )	<b>.4 – .51</b>
	Stranded Wire Range (mm <sup>2</sup> )	<b>.2</b>
	Wire Range (AWG)	<b>24, 26 – 24</b>
	Insulation Diameter (Max)	<b>1.14 mm [ .045 in ]</b>
Packaging Features	Packaging Quantity	<b>100</b>
	Packaging Method	<b>Package, Tray/Box</b>

Other

Comment





**RP Style is not compatible with integral locking latch receptacles**

Product Compliance

[Statement of Compliance](#)  
PDF

[VIEW ALL PRODUCT COMPLIANCE](#)

## CUSTOMERS ALSO BOUGHT

IDC D-SUB CONNECTORS	D-SUB LOCKING & MOUNTING	BARRIER STRIPS	POWER CONTACTS
			
<b>50 50SR CABLE RCPT ASSY</b> 5749210-5	<b>STRAIN RELIEF, 50 POS, CHAMP</b> 1-552027-1	<b>3P .563" DR BARRIER STRIP</b> 1546310-3	<b>PIN, 2MM, 12-14 AWG</b> 193841-1
<a href="#">Save to List</a> <a href="#">Find Similar Products</a>	<a href="#">Save to List</a> <a href="#">Find Similar Products</a>	<a href="#">Save to List</a> <a href="#">Find Similar Products</a>	<a href="#">Save to List</a> <a href="#">Find Similar Products</a>