

THIS DRAWING IS UNPUBLISHED.

RELEASED FOR PUBLICATION

.19

© COPYRIGHT 19

BY AMP INCORPORATED. ALL RIGHTS RESERVED.

LOC

DIST

REVISIONS

DY

-

P

LTR

DESCRIPTION

DATE

DWN

APVD

F

REVISED ECR-07-001341

18JAN07

GKT

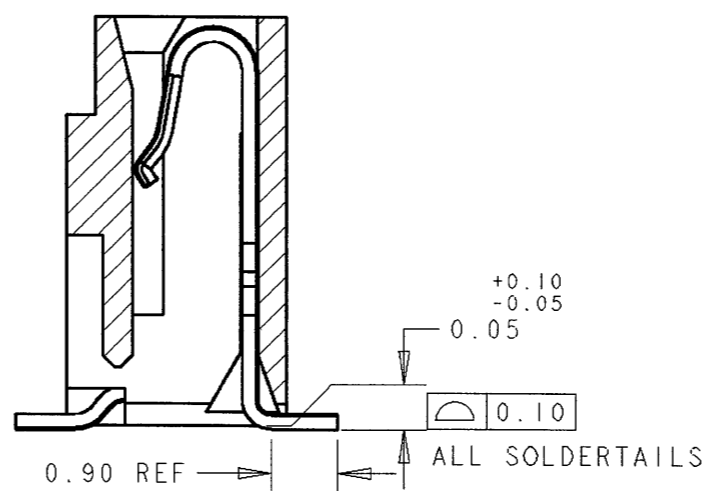
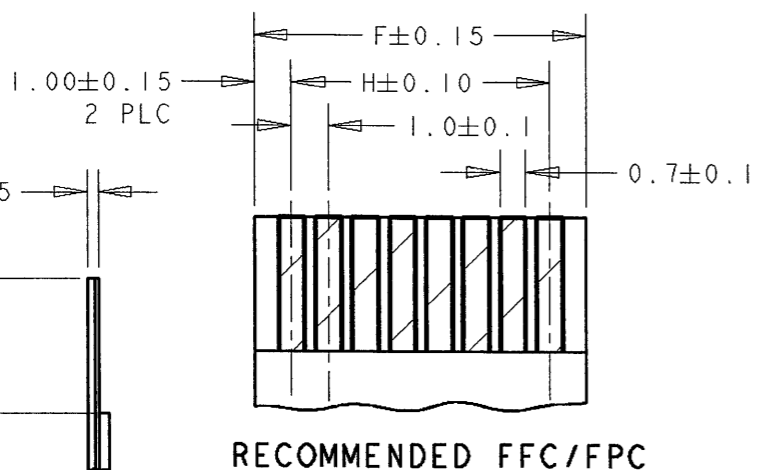
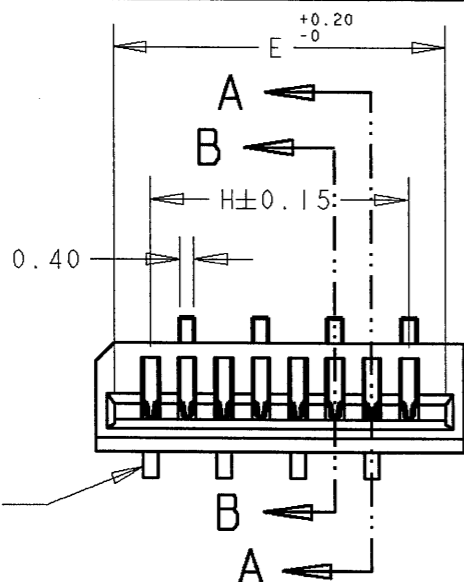
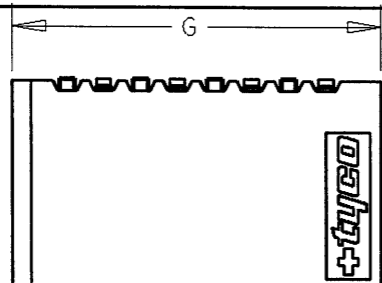
LSF

NOTES:

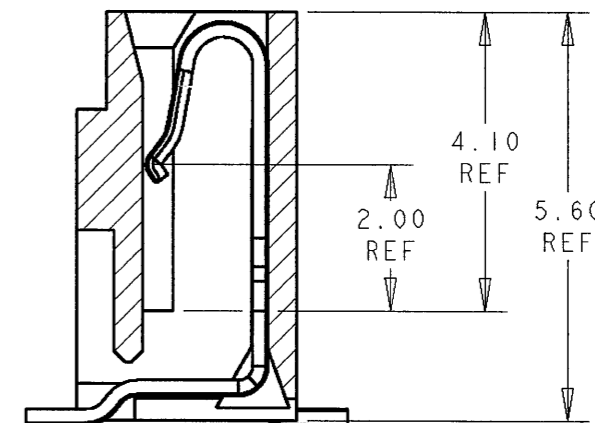
1 MATERIAL:  
HOUSING: GLASS FILLED HIGH TEMP NYLON, NATURAL COLOR (BEIGE)  
CONTACT: PHOSPHOR BRONZE

2 FINISH: MATTE TIN OVER NICKEL UNDERPLATE

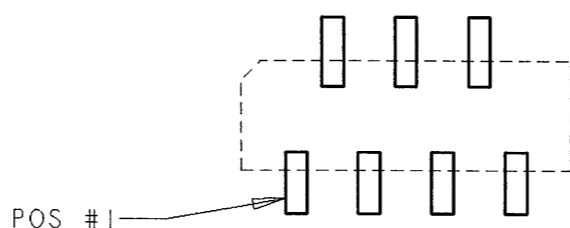
3. PACKAGING: TAPE & REEL (PACKAGING SPEC: 107-51189)



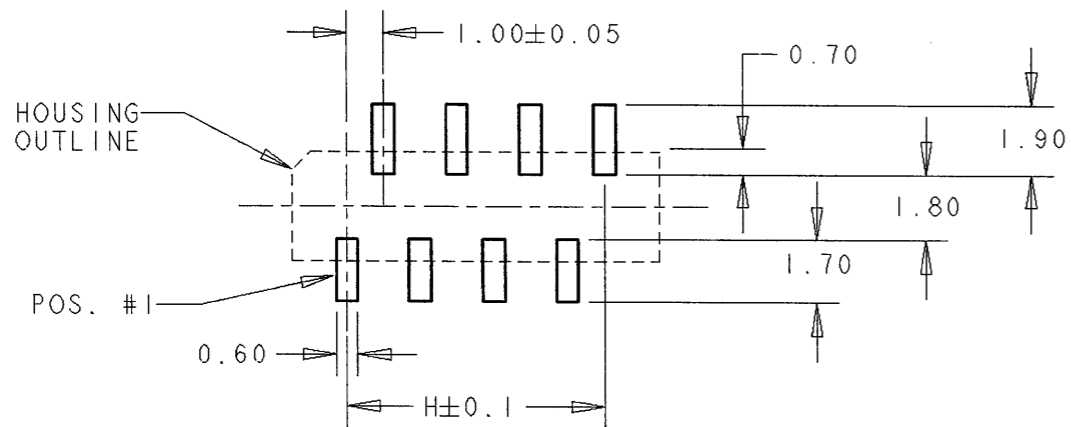
SECTION B-B  
(FOR ODD POSITION CONTACTS)  
SCALE 10:1



SECTION A-A  
(FOR EVEN POSITION CONTACTS)  
SCALE 10:1



RECOMMENDED PCB LAYOUT  
(FOR ODD POSITION CONNECTORS)



RECOMMENDED PCB LAYOUT  
(NON-ACCUMULATIVE TOLERANCE)  
(FOR EVEN POSITION CONNECTORS)

THIS DRAWING IS A CONTROLLED DOCUMENT FOR AMP INCORPORATED. IT IS SUBJECT TO CHANGE AND THE CONTROLLING ENGINEERING ORGANIZATION SHOULD BE CONTACTED FOR THE LATEST REVISION.		DWN	19MAY2006	<b>tyco</b> Electronics	Tyco Electronics Singapore Pte. Ltd.	
DIMENSIONS: mm		CHK	19MAY2006		NAME ASSY, 1.00mm FFC CONN SMT, V, (NON-ZIF)	
TOLERANCES UNLESS OTHERWISE SPECIFIED: 0 PLC ±0.3 1 PLC ±0.3 2 PLC ±0.3 3 PLC ± 4 PLC ± ANGLES ±3°		APVD	19MAY2006	PRODUCT SPEC 108-51054		
MATERIAL		FINISH		APPLICATION SPEC		
1		2		SIZE	CAGE CODE	DRAWING NO
				A3	00779	C-84982
CUSTOMER DRAWING				WEIGHT	-	SCALE 5:1
				SHEET 1 OF 2 REV F		

4

3

2

1

THIS DRAWING IS UNPUBLISHED. RELEASED FOR PUBLICATION .19

© COPYRIGHT 19 BY AMP INCORPORATED. ALL RIGHTS RESERVED.

LOC	DIST	REVISIONS					
DY	-	P	LTR	DESCRIPTION	DATE	DWN	APVD
				SEE SHEET 1			

	39.00	42.00	41.00	41.00	40	4-84982-0
OBSOLETE	38.00	41.00	40.00	40.00	39	3- -9
	37.00	40.00	39.00	39.00	38	3- -8
	36.00	39.00	38.00	38.00	37	3- -7
	35.00	38.00	37.00	37.00	36	3- -6
	34.00	37.00	36.00	36.00	35	3- -5
	33.00	36.00	35.00	35.00	34	3- -4
	32.00	35.00	34.00	34.00	33	3- -2
	31.00	34.00	33.00	33.00	32	3- -2
	30.00	33.00	32.00	32.00	31	3- -1
	ACTIVE	29.00	32.00	31.00	31.00	30
28.00		31.00	30.00	30.00	29	2- -9
27.00		30.00	29.00	29.00	28	2- -8
26.00		29.00	28.00	28.00	27	2- -7
25.00		28.00	27.00	27.00	26	2- -6
24.00		27.00	26.00	26.00	25	2- -5
23.00		26.00	25.00	25.00	24	2- -4
22.00		25.00	24.00	24.00	23	2- -3
21.00		24.00	23.00	23.00	22	2- -2
20.00		23.00	22.00	22.00	21	2- -1
19.00		22.00	21.00	21.00	20	2-84982-0
18.00		21.00	20.00	20.00	19	1- -9
17.00		20.00	19.00	19.00	18	1- -8
16.00		19.00	18.00	18.00	17	1- -7
15.00		18.00	17.00	17.00	16	1- -6
14.00		17.00	16.00	16.00	15	1- -5
13.00		16.00	15.00	15.00	14	1- -4
12.00		15.00	14.00	14.00	13	1- -3
11.00		14.00	13.00	13.00	12	1- -2
10.00		13.00	12.00	12.00	11	1- -1
9.00	12.00	11.00	11.00	10	1-84982-0	
8.00	11.00	10.00	10.00	9	-9	
7.00	10.00	9.00	9.00	8	-8	
6.00	9.00	8.00	8.00	7	-7	
5.00	8.00	7.00	7.00	6	-6	
4.00	7.00	6.00	6.00	5	-5	
3.00	6.00	5.00	5.00	4	84982-4	
STATUS	H	G	F	E	POS.	PART NO.

THIS DRAWING IS A CONTROLLED DOCUMENT FOR AMP INCORPORATED. IT IS SUBJECT TO CHANGE AND THE CONTROLLING ENGINEERING ORGANIZATION SHOULD BE CONTACTED FOR THE LATEST REVISION.		DWN	10JUN04		<b>tyco</b> Tyco Electronics Singapore Pte. Ltd.
DIMENSIONS: mm		CHK	-		
TOLERANCES UNLESS OTHERWISE SPECIFIED: 0 PLC ±0.3 1 PLC ±0.3 2 PLC ±0.3 3 PLC ± 4 PLC ± ANGLES ±3°		APVD	-		NAME
MATERIAL		PRODUCT SPEC	-		ASSY, 1.00mm FFC CONN SMT, V, (NON-ZIF)
FINISH		APPLICATION SPEC	-		SIZE
1		WEIGHT	-		A3
2		CUSTOMER DRAWING	CAGE CODE	00779	DRAWING NO
				84982	SCALE 5:1 SHEET 2 OF 2 REV F