



MULTIPLE CONFIGURATION PCB HEADERS & RECEPTACLES



Active

PRODUCT DRAWING
English

3D PDF

TE CONNECTIVITY (TE)

2X4P MODU II SHRD HDR,RT ANG,0.38AU

AMPMODU | AMPMODU Headers

280389-2

TE Internal Number: 280389-2

Always EU RoHS/ELV Compliant

Applies To **Printed Circuit Board**

Connector Style **Plug**

Centerline **2.54 mm [.1 in]**

Number of Positions **8**

Header Type **Shrouded**

Product Drawings

[AMP MODU II Header Assemblies, Right Angle, Double Row](#)

PDF
English

CAD Files

[3D PDF](#)

PDF
3D

[Customer View Model](#)

2D_DXF.ZIP
English

[Customer View Model](#)

3D_IGS.ZIP
English

[Customer View Model](#)

3D_STP.ZIP
English

Please review product documents or [contact us](#) for the latest agency approval information. Please Note: Use the Product Drawing for all design activity.

Product Type Features

Applies To

Printed Circuit Board

Connector Style

Plug

PCB Mounting Orientation

Right Angle

Connector Type

Header

Row-to-Row Spacing

2.54 mm [.1 in]

Stabilizers

Without

Strain Relief





Without

	Board Standoff	Without
	Profile	Standard
	Product Type	Connector
	Gasket	Without
Configuration Features	Number of Positions	8
	Number of Rows	2
	Keyed	No
	Selectively Loaded	No
Electrical Characteristics	Dielectric Withstanding Voltage	750 V
Body Features	Header Type	Shrouded
	Post Size (in)	.025
Contact Features	Contact Protection	With
	Contact Shape	Round
	Contact Type	Pin
	Contact Base Material	Brass
	Contact Mating Area Plating Thickness (µin)	15
	Solder Tail Contact Plating Material	Tin
	Contact Mating Area Plating Material	Gold
	Contact Protection Type	Shrouded
Termination Features	Termination Post Length	3.5 mm [.138 in]
	Termination End Plating Material	Tin
	Termination End Plating Thickness (µm)	2.5
	Termination Method to PC Board	Through Hole
Mechanical Attachment	PCB Mounting Style	Through Hole
	PCB Mount Retention	Without
	Mating Connector Lock Type	Detent Windows
	Panel Mount Retention	Without
	Mating Alignment	With
	Mating Connector Lock	With
	Mating Alignment Type	Polarization

Housing Features	Centerline	2.54 mm [.1 in]
	Housing Color	Black
	Housing Material	Thermoplastic
	Housing Style	3-Sided
Dimensions	Mating Post Length	6.6 mm [.26 in]
	Shrouded End Dimension (mm)	1.65
Usage Conditions	Operating Temperature Range (°C)	-65 – 105
	High Temperature Housing	No
Operation/Application	High Speed Serial Data Connector	No
Industry Standards	UL Flammability Rating	UL 94V-0
	Approved Standards	CSA LR7189, UL E28476
Packaging Features	Packaging Quantity	500
	Packaging Method	Box

Product Compliance [Statement of Compliance PDF](#)
[VIEW ALL PRODUCT COMPLIANCE](#)

CUSTOMERS ALSO BOUGHT

<p>MULTIPLE CONFIGURATION PCB HEADERS & RECEPTACLES</p>  <p>4P MODU II SHRD HDR, RT ANG, 0.38AU 280378-2</p> <p>Save to List Find Similar Products</p>	<p>THROUGH-HOLE RESISTORS</p>  <p>ER74 R10 10% AMMO PK ER74R10KT</p> <p>Save to List Find Similar Products</p>	<p>MULTIPLE CONFIGURATION PCB HEADERS & RECEPTACLES</p>  <p>2X8P MODU II SHRD HDR, RT ANG, TIN 280390-1</p> <p>Save to List Find Similar Products</p>	<p>SURFACE MOUNT RESISTORS</p>  <p>RN0805 5K23 0.1% 10PPM CUT LE RN73C2A5K23BTG</p> <p>Save to List Find Similar Products</p>
---	---	--	--