




MULTIPLE CONFIGURATION PCB HEADERS & RECEPTACLES



✓ Active

↓ **PRODUCT DRAWING**
English

↓ **3D PDF**

TE CONNECTIVITY (TE) HEADER HE14 STRAIGHT 6 P AMPMODU | AMPMODU

281695-6
TE Internal Number: 281695-6

Always EU RoHS/ELV Compliant
Applies To **Printed Circuit Board**

Connector Style **Plug**
Centerline **2.54 mm [.1 in]**
Number of Positions **6**
Header Type **Shrouded**

Product Drawings

HEADERS HE14, SINGLE ROW, STRAIGHT
PDF
English

CAD Files

Customer View Model
3D_IGS.ZIP
English

Customer View Model
3D_STP.ZIP
English

Customer View Model
2D_DXF.ZIP
English

3D PDF
PDF
3D

Customer View Model
2D_DXF.ZIP
English

3D PDF
PDF
3D

Customer View Model
3D_IGS.ZIP
English

Customer View Model
3D_STP.ZIP
English

Product Specifications

Product Specification

MODULAR HEADERS AND PLUGS ACCORDING TO IEC 60603-8 SERIES (HE13 HE14 SERIES)
PDF
French

Product Environmental Compliance

TE Material Declaration

[MD_281695-6_04152014247_dmtec](#)

PDF
English

Please review product documents or [contact us](#) for the latest agency approval information. Please Note: Use the Product Drawing for all design activity.

Product Type Features	Applies To	Printed Circuit Board
	Connector Style	Plug
	PCB Mounting Orientation	Vertical
	Connector Type	Header
	Row-to-Row Spacing	2.54 mm [.1 in]
	Stabilizers	Without
	Strain Relief	Without
	Board Standoff	Without
	Product Type	Connector
Gasket	Without	

Configuration Features	Number of Positions	6
	Number of Rows	1
	Keyed	No
	Selectively Loaded	No

Body Features	Header Type	Shrouded
	Post Size	.64 mm [.025 in]



Contact Features	Contact Protection	With
	Contact Shape	Square
	Contact Type	Pin
	Contact Base Material	Phosphor Bronze
	Solder Tail Contact Plating Material	Tin over Nickel
	Contact Mating Area Plating Material	Tin
	Contact Protection Type	Shrouded
	Contact Current Rating (A)	3



Termination Features	Termination Method to Wire/Cable	Crimp, Insulation Displacement Crimp (IDC)
	Termination Post Length (mm)	2.9



	Termination End Plating Material	Tin-Lead
	Termination Method to PC Board	Through Hole
Mechanical Attachment	PCB Mounting Style	Through Hole
	PCB Mount Retention	Without
	Panel Mount Retention	Without
	Mating Alignment	Without
	Mating Connector Lock	Without
	Mating Alignment Type	Polarization
Housing Features	Centerline	2.54 mm [.1 in]
	Housing Color	Blue
	Housing Material	High Temperature Thermoplastic
	Housing Style	2-Sided
Dimensions	Shrouded End Dimension (mm)	1.27
	Mating Post Length (mm)	6.75
Usage Conditions	Operating Temperature Range (°C)	-55 – 105
Industry Standards	UL Flammability Rating	UL 94V-0
	Approved Standards	CSA LR7189, UL E28476
Packaging Features	Packaging Quantity	4000
	Packaging Method	Box
Product Compliance	Statement of Compliance PDF VIEW ALL PRODUCT COMPLIANCE	



CUSTOMERS ALSO BOUGHT

WIRE-TO-BOARD CONNECTOR HOUSINGS	SURFACE MOUNT RESISTORS		
<p>PLUG HE14 IDC 180 6 P AWG 28-26</p> <p>281786-6</p>	<p>3520 22R 5%</p> <p>352022RJT</p>	<p>RP 1J 0.166W 23K2 0.1%</p> <p>25PPM 1K RL</p> <p>3-2176089-1</p>	<p>RP 1J 0.166W 1K69 0.1%</p> <p>25PPM 1K RL</p> <p>RP73PF1J1K69BTDF</p>

 Save to List
 Find Similar Products

 Save to List
 Find Similar Products

 Save to List
 Find Similar Products

 Save to List
 Find Similar Products

