



# HEADERS & RECEPTACLES



Active

PRODUCT DRAWING  
English

3D PDF

TE CONNECTIVITY (TE)

## CT CONN MT HDR ASSY H 7P NAT

AMP CT | AMP CT

292253-7

TE Internal Number: 292253-7

Always EU RoHS/ELV Compliant

Centerline **2 mm [ .079 in ]**

Number of Positions **7**

PCB Mounting Orientation **Right Angle**

PCB Mounting Style **Through Hole**

Number of Rows **1**

### Product Drawings

[POST HEADER ASS'Y HORIZONTAL TYPE \(AMP CT CONNECTOR 2mm PITCH\)](#)

PDF  
English

### CAD Files

[3D PDF](#)

PDF  
English

[Customer View Model](#)

2D\_DXF.ZIP  
English

[Customer View Model](#)

3D\_IGS.ZIP  
English

[Customer View Model](#)

3D\_STP.ZIP  
English

### Catalog Pages/Data Sheets

[2.0MM\\_AMP\\_CT\\_CONNECTOR\\_SERIES\\_QUICK\\_REF\\_GUIDE](#)

PDF  
English

### Product Specifications

Product Specification

[AMP COMMON TERMINATION \(CT\), CONNECTOR, 2mm PITCH, M/T TYPE, LEAD FREE VERSION](#)

TIF  
Japanese

[AMP COMMON TERMINATION \(CT\), CONNECTOR, 2mm PITCH, M/T TYPE, LEAD FREE VERSION](#)

PDF  
Japanese

[AMP COMMON TERMINATION \(CT\), CONNECTOR, 2mm PTICH, M/T TYPE, LEAD FREE VERSION](#)

PDF  
English

### Product Environmental Compliance

Please review product documents or [contact us](#) for the latest agency approval information. Please Note: Use the Product Drawing for all design activity.

---

Product Type Features	PCB Mounting Orientation	<b>Right Angle</b>
	Product Type	<b>Connector</b>
	Connector Type	<b>Header</b>
	Shape	<b>Rectangular</b>
	Connector System	<b>Wire-to-Board</b>
	Wire/Cable Type	<b>Discrete Wire</b>
	Sealed	<b>No</b>
	Connector Style	<b>Header</b>
	Applies To	<b>Printed Circuit Board</b>

---

Configuration Features	Number of Positions	<b>7</b>
	Number of Rows	<b>1</b>
	Tail Orientation	<b>Inline</b>
	Backwall/Post Interruptions	<b>Without</b>

---

Electrical Characteristics	Operating Voltage	<b>125 VAC [ 125 VDC ]</b>
----------------------------	-------------------	----------------------------

---

Body Features	Header Type	<b>Partially Shrouded</b>
---------------	-------------	---------------------------

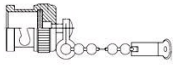



---

Contact Features	Contact Mating Area Plating Material	<b>Tin</b>
	Contact Mating Area Plating Thickness	<b>1 <math>\mu\text{m}</math> [ 39.37 <math>\mu\text{in}</math> ]</b>
	Contact Termination Area Plating Thickness	<b>1 <math>\mu\text{m}</math> [ 39.37 <math>\mu\text{in}</math> ]</b>
	Contact Shape	<b>Round</b>
	Tail Plating Material	<b>Tin</b>
	Contact Termination Area Plating Material	<b>Tin</b>
	Contact Type	<b>Pin</b>
	Contact Transmits (Typical)	<b>Signal (Data)</b>
	Contact Current Rating (A)	<b>4</b>
	Contact Design	<b>Round Post</b>
	Contact Base Material	<b>Brass</b>

---

Termination Features	Termination Method to PC Board	Through Hole - Solder
Mechanical Attachment	PCB Mounting Style	<b>Through Hole</b>
	PCB Mount Alignment	<b>Without</b>
	Mating Retention	<b>Without</b>
	PCB Mount Retention	<b>With</b>
	PCB Mount Retention Type	<b>Kinked Legs</b>
	Contact Retention	<b>Without</b>
	Mating Alignment Type	<b>Polarization</b>
	Mating Retention Type	<b>Detent Windows</b>
	Mating Alignment	<b>With</b>
Housing Features	Centerline	<b>2 mm [ .079 in ]</b>
	Housing Color	<b>Natural</b>
	Housing Material	<b>Nylon 6/6</b>
Dimensions	Tail Length	<b>3.2 mm [ .126 in ]</b>
	Mating Post Length	<b>4.5 mm [ .177 in ]</b>
	PCB Thickness (Recommended)	<b>.8 mm [ .031 – .063 in ]</b>
	Height	<b>8.8 mm [ .346 in ]</b>
	Wire/Cable Size (AWG)	<b>28 – 22</b>
	Width	<b>4 mm [ .157 in ]</b>
	Length	<b>15.8 mm [ .622 in ]</b>
Usage Conditions	Operating Temperature Range	<b>-40 – 221 °C [ -40 – 105 °F ]</b>
Operation/Application	For Use With	<b>Receptacle Connector</b>
	Internal/External	<b>Internal</b>
	Pick and Place Cover	<b>Without</b>
Industry Standards	UL Flammability Rating	<b>UL 94V-0</b>
	UL File Number	<b>E28476</b>
	Agency/Standard	<b>CSA, UL</b>
	CSA File Number	<b>LR 7189</b>
Packaging Features	Packaging Method	<b>Bag/Box</b>
	Packaging Quantity	<b>500</b>

## CUSTOMERS ALSO BOUGHT

RF CONNECTOR CAPS		MULTIPLE CONFIGURATION PCB HEADERS & RECEPTACLES	WIRE-TO-BOARD HEADERS & RECEPTACLES
 <p><b>BNC Plg DCap &amp; Chn Nickel Pltd</b> 1-1337524-0</p> <p><a href="#">Save to List</a> <a href="#">Find Similar Products</a></p>	 <p><b>UPF50 0.1% 5PPM 40K</b> UPF50B40KV</p> <p><a href="#">Save to List</a> <a href="#">Find Similar Products</a></p>	 <p><b>40 MODII HDR SRRA B/A .100CL</b> 4-103325-0</p> <p><a href="#">Save to List</a> <a href="#">Find Similar Products</a></p>	 <p><b>05 MTE VERTICAL SMT HDR 15 AU</b> 5-1375582-4</p> <p><a href="#">Save to List</a> <a href="#">Find Similar Products</a></p>

Products - 3 Results

[View All](#)

[Compare 0/10](#)

Relation Type ▼

### RELATIONSHIP

#### Mating Products

Used to identify Mating Parts

[See All Mating Products](#)

##### PRODUCT - MATING PRODUCTS



Connectors - Wire-to-Board Connector  
Housings  
AMP CT | AMP CT  
**CT CONN MT REC ASSY**  
**7P - 173977-7**  
TE INTERNAL NUMBER: 173977-7

✓ Active

Always EU RoHS/ELV Compliant

Centerline **2 mm**

Number of Positions **7**

Number of Rows **1**

Mating Retention **Without**



### RELATIONSHIP

#### Mating Products

Used to identify Mating Parts

[See All Mating Products](#)

##### PRODUCT - MATING PRODUCTS



Connectors - Wire-to-Board Connector  
Housings  
AMP CT | AMP CT  
**CT CRIMP-2 REC HSG 7P**  
**NATURAL - 179228-7**

Always EU RoHS/ELV Compliant

Centerline **2 mm**

Number of Positions **7**





TE INTERNAL NUMBER: 179228-7

✓ Active

Number of Rows **1**

Mating Retention **Without**

RELATIONSHIP

### Mating Products

Used to identify Mating Parts

[See All Mating Products](#)

PRODUCT - MATING PRODUCTS



Connectors - Wire-to-Board Connector

Housings

AMP CT | AMP CT

## CT MT REC ASSY 7P

## GRAY - 2-179694-7

TE INTERNAL NUMBER: 2-179694-7

✓ Active

Always EU RoHS/ELV Compliant

Centerline **2 mm**

Number of Positions **7**

Number of Rows **1**

Mating Retention **Without**

