



PCB D-SUB CONNECTORS



Active

PRODUCT DRAWING
English

3D PDF

TE CONNECTIVITY (TE)

15W D SKT W B/L & 4-40 S/LOCK 15U" GOLD

AMPLIMITE | Solder Cup Connectors

3-1634585-2

TE Internal Number: 3-1634585-2

Always EU RoHS/ELV Compliant

Connector Style **Receptacle**

Centerline **2.77 mm [.109 in]**

Number of Positions **15**

Number of Rows **2**

Shell Size **2**

Product Drawings

15 WAY D-SUB SOCKET WITH BOARD LOCK

PDF
English

CAD Files

3D PDF

PDF
3D

Customer View Model

2D_DXF.ZIP
English

Customer View Model

3D_IGS.ZIP
English

Customer View Model

3D_STP.ZIP
English

Product Environmental Compliance

TE Material Declaration

MD_3-1634585-2_05252015713_dmtec

PDF
English

Please review product documents or [contact us](#) for the latest agency approval information. Please Note: Use the Product Drawing for all design activity.

Product Type Features

| | |
|--------------------------|--------------------|
| Connector Style | Receptacle |
| Shell Size | 2 |
| Profile | Standard |
| PCB Mounting Orientation | Right Angle |
| Grounding Straps | With |

| | | |
|------------------------|---------------------------------------|------------------------------------|
| | Shell Type | Front Metal Shell |
| | Footprint | 10.43 mm [.411 in] |
| | Grounding Indents | Without |
| | Applies To | Printed Circuit Board |
| | Sealed | No |
| | Grounded | No |
| | Product Type | Connector |
| | Shielded | No |
| <hr/> | | |
| Configuration Features | Number of Positions | 15 |
| | Number of Rows | 2 |
| | Preloaded | Yes |
| <hr/> | | |
| Body Features | Plastic | No |
| | Color Code | None |
| | Shell Plating Material | Tin |
| | Color | Black |
| | Shell Material | Steel |
| <hr/> | | |
| Contact Features | Solder Tail Contact Plating Material | Tin over Nickel |
| | Contact Base Material | Phosphor Bronze |
| | Contact Mating Area Plating Thickness | .38 µm [15 µin] |
| | Contact Mating Area Plating Material | Gold |
| <hr/> | | |
| Termination Features | Termination Post Length | 3.18 mm [.125 in] |
| | Grounding Clips | Without |
| <hr/> | | |
| Mechanical Attachment | PCB Mounting Style | Through Hole |
| | PCB Mount Retention | With |
| | PCB Mount Retention Type | Boardlocks |
| | Mating Connector Lock | With |
| | Mating Connector Lock Type | Female Screwlocks, 4-40 UNC |
| | Panel Mount Retention | Without |
| | Mating Retention Type | Boardlocks |
| | Boardlock Material | Brass |
| | Mating Retention | With |

Boardlock Plating Material

Tin

Housing Features

Centerline

2.77 mm [.109 in]

Housing Color

Black

Housing Material

Thermoplastic

Dimensions

PCB Thickness (Recommended)

1.57 mm [.062 in]

Industry Standards

UL Flammability Rating

UL 94V-0

Approved Standards

UL E28476

Packaging Features

Packaging Method

Tray

Packaging Quantity

70

Other

Installation Height (mm)





7.3

Product Compliance

[Statement of Compliance](#)
PDF

[VIEW ALL PRODUCT COMPLIANCE](#)

CUSTOMERS ALSO BOUGHT

| SURFACE MOUNT RESISTORS | BOARD-TO-BOARD HEADERS & RECEPTACLES | SURFACE MOUNT RESISTORS | SURFACE MOUNT RESISTORS |
|---|---|---|---|
|  |  |  |  |
| CRGH0603 1% 390K 0.2W CRGH0603F390K | ASSY, PIN, VERTICAL, HDI, LEAD-FRE 5532436-5 | RN 0805 18K7 0.1% 10PPM 1KRL RN73C2A18K7BTDF | RN 0805 6K19 0.1% 10PPM 1KRL RN73C2A6K19BTDF |
| Save to List Find Similar Products | Save to List Find Similar Products | Save to List Find Similar Products | Save to List Find Similar Products |