




HEADERS & RECEPTACLES



TE CONNECTIVITY (TE)

02P MTA100 CONN ASSY BLU

MTA | MTA-100

3-640442-2

TE Internal Number: 3-640442-2

Always EU RoHS/ELV Compliant

Centerline **2.54 mm [.1 in]**

Number of Positions **2**

Number of Rows **1**

Contact Mating Area Plating Material **Tin**

Contact Mating Area Plating Material Finish **Matte**

✓ Active

↓ **PRODUCT DRAWING**
English

↓ **3D PDF**

Product Drawings

[MTA 100 CONNECTOR ASSEMBLY, 26 AWG, STANDARD](#)

PDF
English

CAD Files

[Customer View Model](#)

2D_DXF.ZIP
English

[3D PDF](#)

PDF
3D

[Customer View Model](#)

3D_IGS.ZIP
English

[Customer View Model](#)

3D_STP.ZIP
English

Catalog Pages/Data Sheets

[MTA, CST-100 II, SL-156 And AMP Economy Power \(EP\) Connectors](#)

PDF
English

Product Specifications

Application Specification

[MTA 100 Connector](#)

PDF
English

Product Environmental Compliance

TE Material Declaration

[MD_3-640442-2_1118201540_dmtec](#)

PDF
English

Please review product documents or [contact us](#) for the latest agency approval information. Please Note: Use the Product Drawing for all design activity.

| | | |
|----------------------------|--|--|
| Product Type Features | Product Type | Connector |
| | Connector Type | Connector Assembly |
| | Connector System | Wire-to-Post |
| | Wire/Cable Type | Discrete Wire, Stranded |
| | Strain Relief | With |
| | Sealed | No |
| | Connector Style | Receptacle |
| | Applies To | Wire/Cable |
| Connector Design | Closed End | |
| Configuration Features | Number of Positions | 2 |
| | Number of Rows | 1 |
| | Backwall/Post Interruptions | Without |
| Electrical Characteristics | Operating Voltage (VAC) | 250 |
| Body Features | Cable Exit Angle | 90° |
| Contact Features | Contact Mating Area Plating Material | Tin |
| | Contact Mating Area Plating Material Finish | Matte |
| | Contact Mating Area Plating Thickness | 2.03 – 5.08 µm [80 – 200 µin] |
| | Underplate Material | Nickel |
| | Contact Termination Area Plating Thickness | 2.03 – 5.08 µm [80 – 200 µin] |
| | Underplate Material Thickness | .762 µm, 30 µin |
| | Contact Termination Area Plating Material | Tin |
| | Contact Type | Socket |
| | Contact Current Rating (A) | 5 |
| | Contact Layout | Inline |
| | Contact Termination Area Plating Material Finish | Matte |
| | Contact Base Material | Copper Alloy |
| Termination Features | Termination Method to Wire/Cable | IDC |
| Mechanical Attachment | PCB Mount Alignment | Without |
| | Mating Retention | With |
| | PCB Mount Retention | Without |

| | | |
|--|------------------------|----------------------|
| | Contact Retention | With |
| | Contact Retention Type | Locking Lance |
| | Mating Retention Type | Locking Ramp |
| | Panel Mount Retention | Without |
| | Mating Alignment | Without |

| | | |
|------------------|------------------|--------------------------|
| Housing Features | Centerline | 2.54 mm [.1 in] |
| | Housing Color | White |
| | Housing Style | Standard |
| | Housing Material | Nylon |

| | | |
|------------|------------------------------------|----------------------------|
| Dimensions | Height | 6.99 mm [.275 in] |
| | Wire/Cable Size (AWG) | 26 |
| | Wire/Cable Size (mm ²) | .12 – .15 |
| | Insulation Diameter | 1.52 mm [.06 in] |
| | Length | 5.08 mm [.2 in] |

| | | |
|------------------|-----------------------------|--------------------------------------|
| Usage Conditions | Operating Temperature Range | -55 – 105 °C [-67 – 221 °F] |
|------------------|-----------------------------|--------------------------------------|





| | | |
|-----------------------|----------------------|--|
| Operation/Application | For Use With | MTA .100 Headers & MTA .100 IDC Posted Connectors |
| | Pick and Place Cover | Without |

| | | |
|--------------------|------------------------|-------------------|
| Industry Standards | UL Flammability Rating | UL 94V-2 |
| | UL File Number | E28476 |
| | CSA Rating | Certified |
| | Agency/Standard | CSA, UL |
| | CSA File Number | LR7189 |
| | UL Rating | Recognized |

| | | |
|--------------------|--------------------|-------------------|
| Packaging Features | Packaging Method | Box/Carton |
| | Packaging Quantity | 500 |

| | | |
|-------|---------|---|
| Other | Comment | Stripe may run down between ribs |
|-------|---------|---|

CUSTOMERS ALSO BOUGHT

| | | | |
|---|---|--|---|
| <p>WIRE-TO-BOARD HEADERS & RECEPTACLES</p>  <p>15P MTA100 CONN ASSY GRN 4-640443-5</p> <p>Save to List Find Similar Products</p> | <p>WIRE-TO-BOARD HEADERS & RECEPTACLES</p>  <p>02P MTA100 PSTD CONN ASSY LF 3-647002-2</p> <p>Save to List Find Similar Products</p> | <p>THROUGH-HOLE RESISTORS</p>  <p>3W SM M/OX 5% 4K7 ROX35J4K7</p> <p>Save to List Find Similar Products</p> | <p>THROUGH-HOLE RESISTORS</p>  <p>CFR16 5% 6K8 CFR16J6K8</p> <p>Save to List Find Similar Products</p> |
|---|---|--|---|

Products - 32 Results

[View All](#)

[Compare 0/10](#)

Relation Type ▼

RELATIONSHIP

Mating Products

Used to identify Mating Parts

[See All Mating Products](#)


| | |
|---|--|
|  | <p>PRODUCT - MATING PRODUCTS</p> <p>Connectors - W-T-B Headers & Receptacles MTA MTA-100</p> <p>02P MTA100 HDR ASSY F/L SQ STR - 640456-2</p> <p>TE INTERNAL NUMBER: 640456-2 ALIAS ID: 2-42934-0583, 403612641</p> <p>✓ Active</p> <p>Always EU RoHS/ELV Compliant</p> <p>Centerline 2.54 mm</p> <p>Number of Positions 2</p> <p>PCB Mounting Orientation Vertical</p> <p>PCB Mounting Style Through Hole</p> <p>Number of Rows 1</p> |
|---|--|

RELATIONSHIP

Mating Products

Used to identify Mating Parts

[See All Mating Products](#)

| | |
|---|--|
|  | <p>PRODUCT - MATING PRODUCTS</p> <p>Connectors - W-T-B Headers & Receptacles MTA MTA-100</p> <p>02P MTA100 HDR ASSY, SPCL BEND - 644874-2</p> <p>TE INTERNAL NUMBER: 644874-2</p> <p>✓ Active</p> <p>Always EU RoHS/ELV Compliant</p> <p>Centerline 2.54 mm</p> <p>Number of Positions 2</p> <p>PCB Mounting Orientation Vertical</p> <p>PCB Mounting Style Through</p> |
|---|--|

PCB Mounting Style **Through**

Hole

Number of Rows **1**


RELATIONSHIP

Mating Products

Used to identify Mating Parts

[See All Mating Products](#)

PRODUCT - MATING PRODUCTS



Connectors - W-T-B Headers & Receptacles
MTA | MTA-100

02P MTA100 HDR ASSY
R/A NARROW
- 3-644457-2

TE INTERNAL NUMBER: 3-644457-2

✓ Active

Always EU RoHS/ELV Compliant

Centerline **2.54 mm**

Number of Positions **2**

PCB Mounting Orientation **Right**
Angle

PCB Mounting Style **Through**

Hole

Number of Rows **1**

