THIS DRAWING IS UNPUBLISHED. RELEASED FOR PUBLICATION -,- .
© COPYRIGHT - By - ALL RIGHTS RESERVED.

LOC	DIST
CM	00

REVISIONS

P	LTR	DESCRIPTION	DATE	DWN	APVD
	D2	REVISED PER ECO-11-004820	11MAR11	RK	HMR



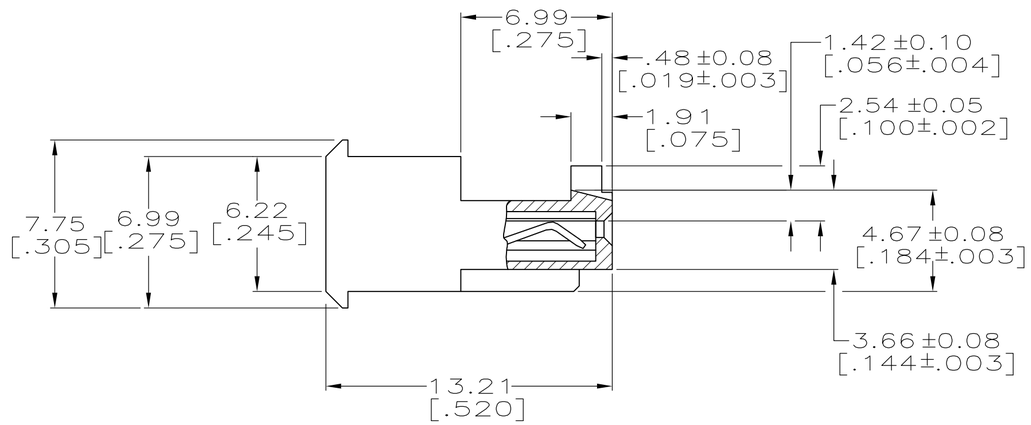

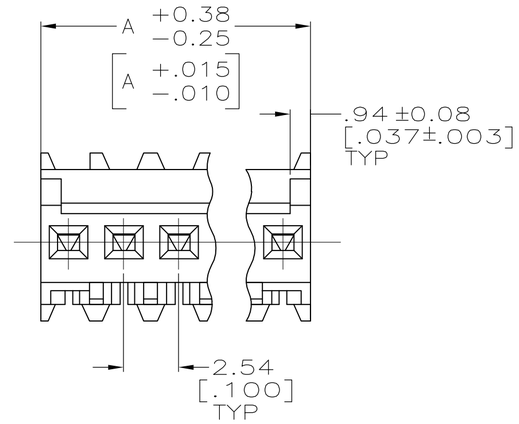

LEADFREE	DIM A	NO. OF CIRCUITS	PART NO.	
YES	38.10[1.500]	15	4-644540-5	
YES	35.56[1.400]	14	4-644540-4	
YES	33.02[1.300]	13	4-644540-3	
YES	30.48[1.200]	12	4-644540-2	
YES	27.94[1.100]	11	4-644540-1	
YES	25.40[1.000]	10	4-644540-0	
YES	22.86[.900]	9	3-644540-9	
YES	20.32[.800]	8	3-644540-8	
YES	17.78[.700]	7	3-644540-7	
YES	15.24[.600]	6	3-644540-6	
YES	12.70[.500]	5	3-644540-5	
YES	10.16[.400]	4	3-644540-4	
YES	7.62[.300]	3	3-644540-3	
YES	5.08[.200]	2	3-644540-2	
NO	38.10[1.500]	15	~~1-644540-5~~	SUPERSEDED BY 4-644540-5 △7
NO	35.56[1.400]	14	1-644540-4	
NO	33.02[1.300]	13	~~1-644540-3~~	SUPERSEDED BY 4-644540-3 △7
NO	30.48[1.200]	12	1-644540-2	
NO	27.94[1.100]	11	1-644540-1	
NO	25.40[1.000]	10	~~1-644540-0~~	SUPERSEDED BY 4-644540-0 △7
NO	22.86[.900]	9	644540-9	
NO	20.32[.800]	8	644540-8	
NO	17.78[.700]	7	644540-7	
NO	15.24[.600]	6	644540-6	
NO	12.70[.500]	5	644540-5	
NO	10.16[.400]	4	644540-4	
NO	7.62[.300]	3	644540-3	
NO	5.08[.200]	2	644540-2	

△1 MATERIAL: CONNECTOR - NYLON UL94V-2 (RED).
CONTACTS - 0.30[.012] THICK COPPER ALLOY
BRIGHT TIN-LEAD .00203[.000080] MIN THICKNESS
FOR 644540-2 THRU 2-644540-8.
MATTE WHISKER MITIGATED TIN .00203[.000080] MIN THICKNESS OVER
NICKEL UNDERPLATE FOR 3-644540-2 THRU 4-644540-5.

2. CONTACTS ACCEPT 22 AWG WIRE WITH 1.52[.060] MAX INSULATION DIAMETER.

3. CONTACTS MUST ACCEPT 0.64±0.03[.025 POST AND REMAIN LOCKED IN POSITION.

△4 IDENTIFICATION NUMBER FOR LAST CIRCUIT MAY NOT APPEAR ON ALL ASSEMBLIES.

5. DIMENSIONS IN BRACKETS ARE IN INCHES.

6. HOUSING FEATURES ARE: FEED THRU WITH LOCKING RAMP AND WITH POLARIZING TAB.

△7 OBSOLETE PARTS: OBSOLETE CIS STREAMLINING PER D.RENAUD/D.SINISI

METRIC

THIS DRAWING IS A CONTROLLED DOCUMENT.

DIMENSIONS: mm [INCHES]

TOLERANCES UNLESS OTHERWISE SPECIFIED:
0 PLC ±
1 PLC ±
2 PLC ±
3 PLC ± 0.13 [.005]
4 PLC ±
ANGLES ±

MATERIAL △1
FINISH △1

DWN S. CARPENTER 12JUN2003
CHK D. BOSSI 12JUN2003
APVD D. BOSSI 12JUN2003
PRODUCT SPEC 108-1050
APPLICATION SPEC 114-1019
WEIGHT

TE Connectivity

NAME MTA 100 CONNECTOR ASSEMBLY, 22 AWG, STANDARD

SIZE	CAGE CODE	DRAWING NO	RESTRICTED TO
A2	00779	C-644540	—

CUSTOMER DRAWING SCALE 5:1 SHEET 1 OF 1 REV D2

644540

'A/C BUSINESS GROUP' 3323 177-34 'NICK GANNON'