




# MULTIPLE CONFIGURATION PCB HEADERS & RECEPTACLES



Active

PRODUCT DRAWING  
English

3D PDF

TE CONNECTIVITY (TE)

## 14 MODII HDR DRST B/A .100CL

AMPMODU | AMPMODU Headers

4-103328-3

TE Internal Number: 4-103328-3

Always EU RoHS/ELV Compliant

Applies To **Printed Circuit Board**

Connector Style **Plug**

Centerline **2.54 mm [ .1 in ]**

Number of Positions **14**

Header Type **Breakaway**

### Product Drawings

ASSEMBLY, HEADER, BREAKAWAY, MOD II, DOUBLE ROW, .100 X .100 C/L, VERTICAL, WITH .025 SQUARE POSTS

PDF  
English

### CAD Files

3D PDF

PDF  
3D

Customer View Model

2D\_DXF.ZIP  
English

Customer View Model

3D\_IGS.ZIP  
English

Customer View Model

3D\_STP.ZIP  
English

### Product Environmental Compliance

TE Material Declaration

MD\_4-103328-3\_082120131118\_dmtec

PDF  
English

Please review product documents or [contact us](#) for the latest agency approval information. Please Note: Use the Product Drawing for all design activity.

### Product Type Features

Applies To

**Printed Circuit Board**

Connector Style

**Plug**

PCB Mounting Orientation

**Vertical**

Connector Type

**Header**


	Connector Type	<b>Header</b>
	Row-to-Row Spacing	<b>2.54 mm [ .1 in ]</b>
	Stabilizers	<b>Without</b>
	Strain Relief	<b>Without</b>
	Board Standoff	<b>Without</b>
	Product Type	<b>Connector</b>
	Gasket	<b>Without</b>
<hr/>		
Configuration Features	Number of Positions	<b>14</b>
	Number of Rows	<b>2</b>
	Keyed	<b>No</b>
	Selectively Loaded	<b>No</b>
<hr/>		
Electrical Characteristics	Dielectric Withstanding Voltage	<b>750 V</b>
<hr/>		
Body Features	Header Type	<b>Breakaway</b>
	Post Size	<b>.64 mm [ .025 in ]</b>
<hr/>		
Contact Features	Contact Protection	<b>Without</b>
	Contact Shape	<b>Square</b>
	Contact Type	<b>Pin</b>
	Contact Base Material	<b>Phosphor Bronze</b>
	Contact Mating Area Plating Thickness (µin)	<b>100 – 200</b>
	Solder Tail Contact Plating Material	<b>Tin over Nickel</b>
	Contact Mating Area Plating Material	<b>Tin</b>
	Contact Current Rating (A)	<b>3</b>
<hr/>		
Termination Features	Termination Post Length	<b>3.05 mm [ .12 in ]</b>
	Termination End Plating Thickness (µin)	<b>100 – 200</b>
	Termination End Plating Material	<b>Bright Tin Over Nickel</b>
	Termination Method to PC Board	<b>Through Hole</b>
<hr/>		
Mechanical Attachment	PCB Mounting Style	<b>Through Hole</b>
	PCB Mount Retention	<b>Without</b>
	Panel Mount Retention	<b>Without</b>
	Mating Connector Lock	<b>Without</b>
<hr/>		

Housing Features	Centerline	<b>2.54 mm [ .1 in ]</b>
	Housing Color	<b>Black</b>
	Housing Material	<b>Thermoplastic</b>
Dimensions	Mating Post Length	<b>5.84 mm [ .23 in ]</b>
Usage Conditions	Operating Temperature Range (°C)	<b>-65 – 105</b>
	High Temperature Housing	<b>No</b>
Operation/Application	High Speed Serial Data Connector	<b>No</b>
Industry Standards	UL Flammability Rating	<b>UL 94V-0</b>
	Approved Standards	<b>CSA LR7189, UL E28476</b>
Packaging Features	Packaging Quantity	<b>200</b>
	Packaging Method	<b>Carton</b>
Other	Comment	<b>Headers may be broken to desired number of positions using Hand Tool No. 91406-1, or Tool Kit No. 314818-1. Other tail lengths are available, consult TE Connectivity.</b>

Product Compliance [Statement of Compliance PDF](#)  
[VIEW ALL PRODUCT COMPLIANCE](#)

## CUSTOMERS ALSO BOUGHT


**MULTIPLE CONFIGURATION PCB HEADERS & RECEPTACLES**



02 MODII HDR SRST B/A  
.100CL  
5-146278-2

[Save to List](#)  
[Find Similar Products](#)


**MULTIPLE CONFIGURATION PCB HEADERS & RECEPTACLES**



16 MODII HDR DRST B/A  
.100CL  
103328-8

[Save to List](#)  
[Find Similar Products](#)


**PCI & PCI EXPRESS CONNECTORS**



CONNECTOR ASSEMBLY,  
DUAL POSIT  
5145098-1

[Save to List](#)  
[Find Similar Products](#)

**DIP & SIP SWITCHES**



ADF08STTR04=DIP S,  
FLUSH, SMT-GW  
4-1825059-2

[Save to List](#)  
[Find Similar Products](#)