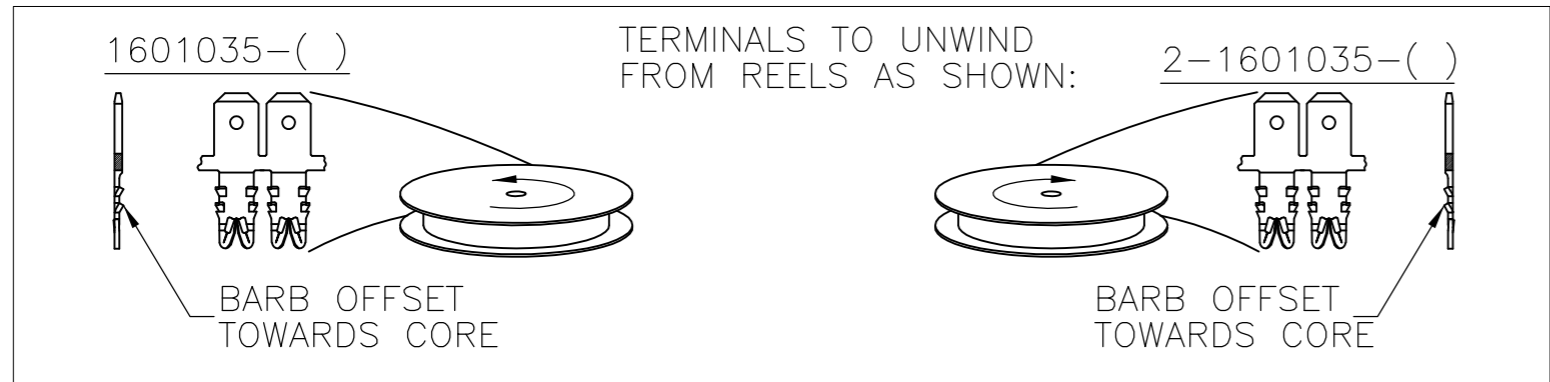
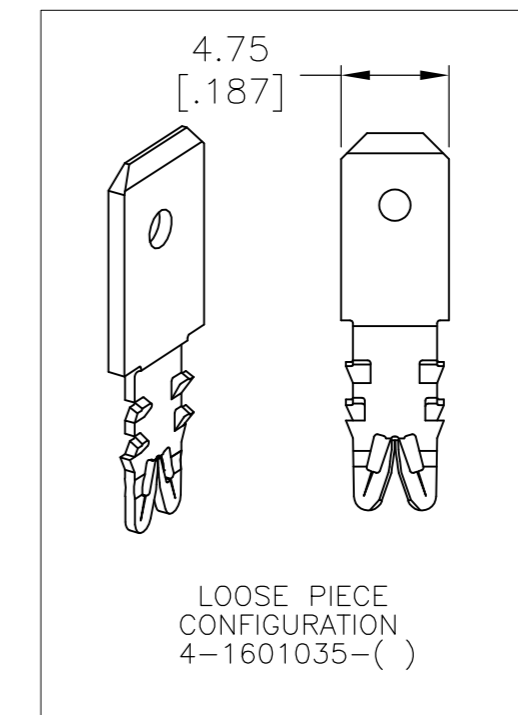
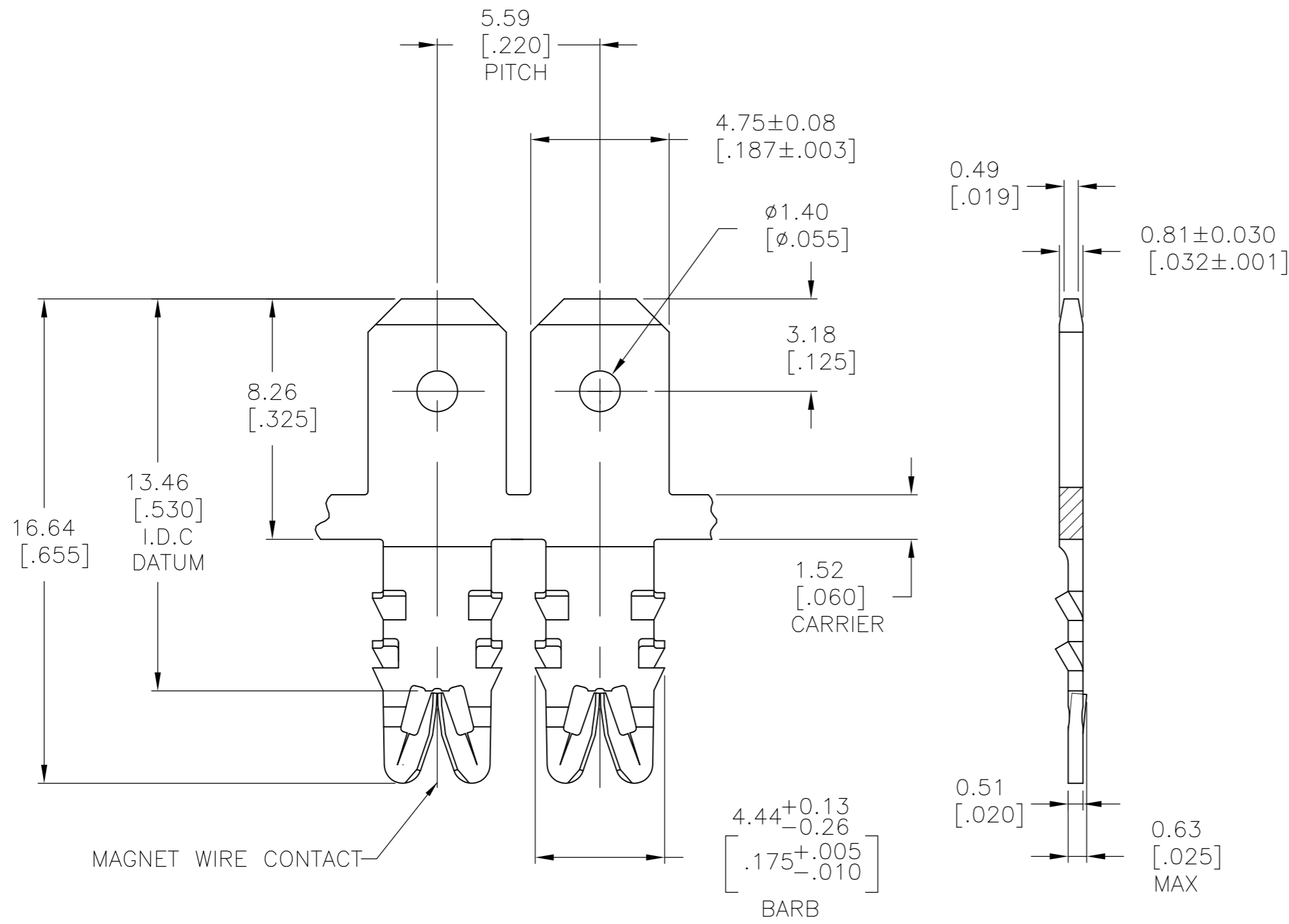


THIS DRAWING IS UNPUBLISHED. RELEASED FOR PUBLICATION
 © COPYRIGHT BY TYCO ELECTRONICS CORPORATION. ALL RIGHTS RESERVED.

LOC		DIST		REVISIONS			
P	LTR	DESCRIPTION		DATE	DWN	APVD	
	B1	REVISED PER ECR-08-002771		05FEB08	HMR	GJ	

- SPECIFICATIONS:
MAGNET WIRE #18 - #34 AWG,
1.02mm(.040")-0.16mm(.006") DIA COPPER.
OTHER SIZES MAY BE ACCOMMODATED,
CONSULT TYCO ELECTRONICS FOR APPROVAL.
- POCKET RECOMMENDATION: NUMBER 1601425. ALTERNATE
POCKET NUMBER 1601421.
- TERMINAL TO BE APPLIED PER TYCO ELECTRONICS
SPECIFICATION 114-13166 FIGURE 6.



	POST TIN PLATED	031-081-002	4-1601035-2
	UNPLATED	031-081-000	4-1601035-1
	POST TIN PLATED	131-081-002	2-1601035-2
OBSOLETE	UNPLATED	131-081-000	2-1601035-1
	UNPLATED	131-082-000	1601035-1
	FINISH	REFERENCE PART NUMBER	TE PART NUMBER
THIS DRAWING IS A CONTROLLED DOCUMENT.		DWN J.WELLER 11JAN2002	Tyco Electronics Corporation Harrisburg, PA 17105-3608
DIMENSIONS: mm [INCHES]		CHK M.FEHER 11JAN2002	
TOLERANCES UNLESS OTHERWISE SPECIFIED:		APVD K.RANDOLPH 11JAN2002	NAME STD. RANGE WIRE TO .187 X .032 MULTI-BARB TAB SIAMEZE TERMINAL
0 PLC ± -		PRODUCT SPEC 108-2085	
1 PLC ± 0.25[.01]		APPLICATION SPEC	SIZE A2
2 PLC ± 0.13[.005]		WEIGHT -	CAGE CODE 00779
3 PLC ± -		FINISH SEE TABLE	DRAWING NO C=1601035
4 PLC ± -			RESTRICTED TO -
ANGLES ± 2°			SCALE 6:1
MATERIAL BRASS, 1/2 HARD			SHEET 1 OF 1
		CUSTOMER DRAWING	REV B1