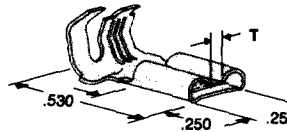


**205 SERIES FLAG  
TAB-LOK INSULATION SUPPORT**

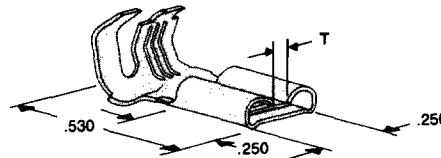
**Premier Line Flag**  
Insulation Diameter:  
.110-.170



Wire Range AWG	Conf. 1	Fits Tab	Stock Thickness	Dimension T	Material and Finish	Terminal Part No. 2	UL	UL	UL
20-16	1	.020	.012	.055	Brass	42195-1	X	—	X
					Tin Plated Brass	42199-2	X	—	X
20-14	1	.032	.016	.025	Tin Plated Brass	42234-2	X	—	X
					Tin Plated Brass	62354-1	X	—	X

<sup>1</sup>For tab configurations, see below.  
<sup>2</sup>Contact Customer Service Hotline for Application Tooling.

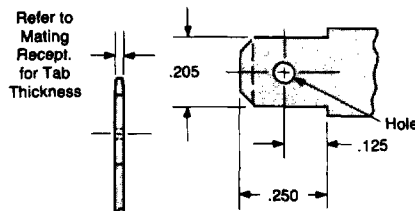
**Economy Line Flag**  
Insulation Diameter:  
.100-.170



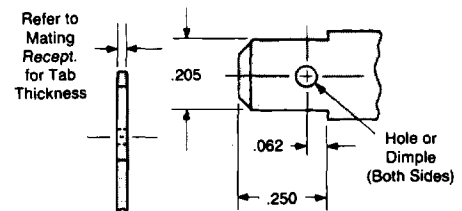
Wire Range AWG	Conf. 1	Fits Tab	Stock Thickness	Dimension T	Material and Finish	Terminal Part No. 2	UL	UL	UL
20-14	1	.032	.016	.025	Brass	60195-1 <sup>3</sup>	X	—	X
					Tin Plated Brass	60195-2 <sup>3</sup>	X	—	X
14-12	1	.032	.016	.025	Tin Plated Brass	63779-1	X	—	X

<sup>1</sup>For tab configuration, see below.  
<sup>2</sup>Contact Customer Service Hotline for Application Tooling.  
<sup>3</sup>Moldable.

**Tab Configurations  
Dimensions  
Mates with all "205"  
Series Receptacles**



CONFIGURATION 1



CONFIGURATION 2