



MULTIPLE CONFIGURATION PCB HEADERS & RECEPTACLES



Active

PRODUCT DRAWING
English

3D PDF

TE CONNECTIVITY (TE) 10 MODII HDR SRRA SHRD LF

AMPMODU | AMPMODU Headers

5-102203-7

TE Internal Number: 5-102203-7

Always EU RoHS/ELV Compliant

Applies To **Printed Circuit Board**

Connector Style **Plug**

Centerline **2.54 mm [.1 in]**

Number of Positions **10**

Header Type **Shrouded**

Product Drawings

[ASSEMBLY, MOD II,HEADER,SINGLE ROW .100 C/L, RIGHT ANGLE,WITH .025 SQ POST](#)
PDF
English

CAD Files

[Customer View Model](#)
3D_IGS.ZIP
English

[Customer View Model](#)
3D_STP.ZIP
English

[Customer View Model](#)
2D_DXF.ZIP
English

[3D PDF](#)
PDF
English

Catalog Pages/Data Sheets

[AMPMODU_INTERCONNECTION_SYSTEM_SECTIONS](#)
PDF
English

Please review product documents or [contact us](#) for the latest agency approval information. Please Note: Use the Product Drawing for all design activity.

Product Type Features

Applies To	Printed Circuit Board
Connector Style	Plug
PCB Mounting Orientation	Right Angle
Connector Type	Header

Row-to-Row Spacing	2.54 mm [.1 in]
Stabilizers	Without
Strain Relief	Without
Board Standoff	With
Profile	Standard
Product Type	Connector
Gasket	Without

Configuration Features	Number of Positions	10
	Number of Rows	1
	Keyed	No
	Selectively Loaded	No

Electrical Characteristics	Dielectric Withstanding Voltage	750 Vrms
----------------------------	---------------------------------	-----------------

Body Features	Header Type	Shrouded
	Post Size	.64 mm [.025 in]

Contact Features	Contact Protection	With
	Contact Shape	Square
	Contact Type	Pin
	Contact Base Material	Phosphor Bronze
	Contact Mating Area Plating Thickness (µin)	15
	Solder Tail Contact Plating Material Finish	Matte
	Solder Tail Contact Plating Material	Tin over Nickel
	Contact Mating Area Plating Material	Gold
	Contact Protection Type	Shrouded
	Contact Current Rating (A)	3

Termination Features	Termination Post Length	2.79 mm [.11 in]
	Termination End Plating Thickness (µin)	100 – 200
	Termination End Plating Material	Matte Tin Over Nickel
	Termination Method to PC Board	Through Hole

Mechanical Attachment	PCB Mounting Style	Through Hole
	PCB Mount Retention	Without
	Panel Mount Retention	Without

Mating Alignment	With
Mating Connector Lock	Without
Mating Alignment Type	Polarization

Housing Features	Centerline	2.54 mm [.1 in]
	Housing Color	Black
	Housing Material	Thermoplastic
	Housing Style	4-Sided

Dimensions	Shrouded End Dimension	1.778 mm [.07 in]
	PCB Thickness (Recommended)	1.397 mm [.055 in]
	Mating Post Length	6.1 mm [.24 in]

Usage Conditions	Operating Temperature Range (°C)	-65 – 105
	High Temperature Housing	No

Operation/Application	High Speed Serial Data Connector	No
-----------------------	----------------------------------	-----------




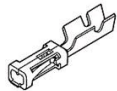
Industry Standards	UL Flammability Rating	UL 94V-0
	Approved Standards	CSA LR7189, UL E28476

Packaging Features	Packaging Quantity	18
	Packaging Method	Tube

Product Compliance [Statement of Compliance](#)
PDF

[VIEW ALL PRODUCT COMPLIANCE](#)

CUSTOMERS ALSO BOUGHT

<p>MULTIPLE CONFIGURATION PCB HEADERS & RECEPTACLES</p>  <p>03 MODII HDR SRRA SHRD LF 8-102203-4</p> <p>Save to List</p>	<p>MULTIPLE CONFIGURATION PCB HEADERS & RECEPTACLES</p>  <p>80 MODII HDR DRRA B/A .100 9-146308-0</p> <p>Save to List</p>	<p>WIRE-TO-BOARD CONNECTOR HOUSINGS</p>  <p>24 MODIV HSG COMP DR .100 POL 1-87631-9</p> <p>Save to List</p>	<p>WIRE-TO-BOARD CONNECTOR CONTACTS</p>  <p>MOD IV RECP PLTD SN 87756-6</p> <p>Save to List</p>
---	--	--	--

Products - 1 Results

[View All](#)

Compare 0/10

Relation Type

RELATIONSHIP

Mating Products

Used to identify Mating Parts

[See All Mating Products](#)

PRODUCT - MATING PRODUCTS		
	<p>Connectors - FFC Connectors FFC FFC</p> <p>010 HOUSING FFC RCPT 100CL SR - 487769-8</p> <p>TE INTERNAL NUMBER: 487769-8</p> <p> Active</p>	<p>Always EU RoHS/ELV Compliant</p> <p>Connector Type Housing</p> <p>Connector Style Receptacle</p> <p>Centerline 2.54 mm</p> <p>Number of Positions 10</p> <p>Number of Rows 1</p>