



MULTIPLE CONFIGURATION PCB HEADERS & RECEPTACLES



✓ Active

↓ **PRODUCT DRAWING**
English

↓ **3D PDF**

TE CONNECTIVITY (TE)

10 MODII HDR DRST SHRD .100CL

AMPMODU | AMPMODU Headers

5-102618-3

TE Internal Number: 5-102618-3

Always EU RoHS/ELV Compliant

Applies To **Printed Circuit Board**

Connector Style **Plug**

Centerline **2.54 mm [.1 in]**

Number of Positions **10**

Header Type **Shrouded**

Product Drawings

[HDR ASSY, MOD II, SHROUDED, 4 SIDES, DBL ROW, VERTICAL, .100X.100 C/L, WITH .025 SQ POSTS](#)

PDF
English

CAD Files

[Customer View Model](#)

2D_DXF.ZIP
English

[Customer View Model](#)

3D_IGS.ZIP
English

[Customer View Model](#)

3D_STP.ZIP
English

[3D PDF](#)

PDF
English

Catalog Pages/Data Sheets

[AMPMODU_INTERCONNECTION_SYSTEM_SECTIONS](#)

PDF
English

Product Environmental Compliance

TE Material Declaration

[MD_5-102618-3_02172016414_dmtec](#)

PDF
English

Please review product documents or [contact us](#) for the latest agency approval information. Please Note: Use the Product Drawing for all design activity.

	Connector Style	Plug
	PCB Mounting Orientation	Vertical
	Connector Type	Header
	Row-to-Row Spacing	2.54 mm [.1 in]
	Stabilizers	Without
	Strain Relief	Without
	Board Standoff	Without
	Profile	Standard
	Product Type	Connector
	Gasket	Without
<hr/>		
Configuration Features	Number of Positions	10
	Number of Rows	2
	Keyed	No
	Selectively Loaded	No
<hr/>		
Electrical Characteristics	Dielectric Withstanding Voltage	750 Vrms
<hr/>		
Body Features	Header Type	Shrouded
	Post Size	.64 mm [.025 in]
<hr/>		
Contact Features	Contact Protection	With
	Contact Shape	Square
	Contact Type	Pin
	Contact Base Material	Phosphor Bronze
	Contact Mating Area Plating Thickness (µin)	15
	Solder Tail Contact Plating Material	Tin over Nickel
	Contact Mating Area Plating Material	Gold
	Contact Protection Type	Shrouded
Contact Current Rating (A)	3	
<hr/>		
Termination Features	Termination Post Length	3.18 mm [.125 in]
	Termination End Plating Thickness (µin)	100 – 200
	Termination End Plating Material	Tin Over Nickel
	Termination Method to PC Board	Through Hole
<hr/>		
Mechanical Attachment	PCB Mounting Style	Through Hole

PCB Mount Retention	Without
Mating Connector Lock Type	Detent Windows
Panel Mount Retention	Without
Mating Alignment	With
Mating Connector Lock	With
Mating Alignment Type	Polarization

Housing Features	Centerline	2.54 mm [.1 in]
	Housing Color	Black
	Housing Material	Thermoplastic
	Housing Style	4-Sided

Dimensions	Shrouded End Dimension	1.68 mm [.066 in]
	PCB Thickness (Recommended)	1.397 mm [.055 in]
	Mating Post Length	8.08 mm [.318 in]

Usage Conditions	Operating Temperature Range (°C)	-65 – 105
	High Temperature Housing	No

Operation/Application	High Speed Serial Data Connector	No
-----------------------	----------------------------------	-----------




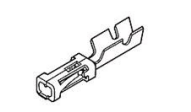
Industry Standards	UL Flammability Rating	UL 94V-0
	Approved Standards	CSA LR7189, UL E28476

Packaging Features	Packaging Quantity	320
	Packaging Method	Tray

Product Compliance [Statement of Compliance PDF](#)

[VIEW ALL PRODUCT COMPLIANCE](#)

CUSTOMERS ALSO BOUGHT


<p>CHASSIS PANEL MOUNT RESISTORS</p> 	<p>RECTANGULAR POWER CONNECTORS</p> 	<p>MULTIPLE CONFIGURATION PCB HEADERS & RECEPTACLES</p> 	<p>WIRE-TO-BOARD CONNECTOR CONTACTS</p> 
---	--	--	--

THS15 47R 5%
THS1547RJ

MICRO MNL HDR ASSY
SINGLE ROW
2-1445096-4

04 MODII HDR SRRA SHRD
LF
5-102203-1

MOD IV RECP LP
86016-5

 Save to List

 Find Similar Products

 Save to List

 Find Similar Products

 Save to List

 Find Similar Products

 Save to List

 Find Similar Products