



## HEADERS & RECEPTACLES



✓ Active

↓ **PRODUCT DRAWING**  
English

↓ **3D PDF**

TE CONNECTIVITY (TE)

### 03 MTE HDR SRST LATCH W/HLDWN

[AMPMODU](#) | [AMPMODU MTE](#)

5-103908-2

TE Internal Number: 5-103908-2

[Always EU RoHS/ELV Compliant](#)

Centerline **2.54 mm [ .1 in ]**

Number of Positions **3**

PCB Mounting Orientation **Vertical**

PCB Mounting Style **Through Hole**

Number of Rows **1**

#### Product Drawings

[HEADER ASSY, AMPMODU MTE, VERTICAL, SINGLE ROW, .100 CL, .025 SQ POSTS WITH LATCH & RETENTIVE POSTS](#)

PDF  
English

#### CAD Files

[Customer View Model](#)

2D\_DXF.ZIP  
English

[3D PDF](#)

PDF  
3D

[Customer View Model](#)

3D\_IGS.ZIP  
English

[Customer View Model](#)

3D\_STP.ZIP  
English

#### Catalog Pages/Data Sheets

[AMPMODU\\_INTERCONNECTION\\_SYSTEM\\_SECTION5\\_CONT](#)

PDF  
English

[AMP MODU MTE Section Of Catalog 1307819](#)

PDF  
English

[AMPMODU MTE INTERCONNECT SYSTEM](#)

PDF  
English

#### Product Specifications

Application Specification

[AMPMODU MTE Interconnection System](#)

PDF  
English

#### Product Environmental Compliance

TE Material Declaration

[MD\\_5-103908-2\\_07012015727\\_dmtec](#)

PDF  
.. .


Please review product documents or [contact us](#) for the latest agency approval information. Please Note: Use the Product Drawing for all design activity.

Product Type Features	PCB Mounting Orientation	<b>Vertical</b>
	Product Type	<b>Connector</b>
	Connector Type	<b>Header</b>
	Strain Relief	<b>Without</b>
	Row-to-Row Spacing	<b>2.54 mm [ .1 in ]</b>
	Connector Style	<b>Plug</b>
	PCB Orientation Feature	<b>No</b>
	Applies To	<b>Printed Circuit Board</b>
Configuration Features	Number of Positions	<b>3</b>
	Number of Rows	<b>1</b>
	Backwall/Post Interruptions	<b>Without</b>
Electrical Characteristics	Dielectric Withstanding Voltage	<b>600 V</b>
	Insulation Resistance	<b>5000 M<math>\Omega</math></b>
	Termination Resistance	<b>15 M<math>\Omega</math></b>
Body Features	Header Type	<b>Shrouded</b>
Contact Features	Contact Mating Area Plating Material	<b>Gold</b>
	Contact Mating Area Plating Thickness ( $\mu$ in)	<b>30</b>
	Contact Termination Area Plating Thickness	<b>2.54 – 5.08 <math>\mu</math>m [ 100 – 200 <math>\mu</math>in ]</b>
	Contact Shape	<b>Square</b>
	Contact Termination Area Plating Material	<b>Tin</b>
	Tail Plating Material	<b>Tin</b>
	Tail Plating Thickness	<b>2.54 – 5.08 <math>\mu</math>m [ 100 – 200 <math>\mu</math>in ]</b>
	Contact Type	<b>Pin</b>
	Solder Tail Contact Plating Material	<b>Tin</b>
	Contact Current Rating (A)	<b>3</b>
	Contact Termination Area Plating Material Finish	<b>Matte</b>
	Contact Base Material	<b>Brass</b>

Termination Features	Termination Method to Wire/Cable	Crimp, Insulation Displacement Crimp (IDC)
Mechanical Attachment	PCB Mounting Style	<b>Through Hole</b>
	PCB Mount Alignment	<b>Without</b>
	Mating Retention	<b>With</b>
	PCB Mount Retention	<b>With</b>
	PCB Mount Retention Type	<b>Hold-Down</b>
	Contact Retention	<b>With</b>
	Mating Alignment Type	<b>Latched</b>
	Contact Retention Type	<b>Locking Lance</b>
	Mating Retention Type	<b>Hold-Down</b>
	Mating Alignment	<b>With</b>
Housing Features	Centerline	<b>2.54 mm [ .1 in ]</b>
	Housing Color	<b>Black</b>
	Housing Material	<b>Thermoplastic</b>
Dimensions	Tail Length	<b>3.3 mm [ .13 in ]</b>
	Mating Post Length	<b>5.84 mm [ .23 in ]</b>
	PCB Thickness (Recommended)	<b>.69 mm [ .027 – .08 in ]</b>
	Height	<b>13.59 mm [ .535 in ]</b>
	Length	<b>10.16 mm [ .4 in ]</b>
Usage Conditions	Operating Temperature Range (°C)	<b>-65 – 105</b>
Operation/Application	For Use With	<b>Receptacle Housing Assembly</b>
	Pick and Place Cover	<b>Without</b>
Industry Standards	UL Flammability Rating	<b>UL 94V-0</b>
	Approved Standards	<b>CSA LR7189, UL E28476</b>
Packaging Features	Packaging Method	<b>Tube, Tube/Box</b>
	Packaging Quantity	<b>52</b>
Other	Comment	<b>Use Keying Tool No. 91417-1 to remove post for keying.</b>

CUSTOMERS ALSO BOUGHT

WIRE-TO-BOARD HEADERS & RECEPTACLES




02 MTE HDR SRST LATCH W/HLDWN  
5-103908-1

Save to List

Find Similar Products

WIRE-TO-BOARD HEADERS & RECEPTACLES




06 MTE HDR SRST LATCH W/HLDWN  
5-103908-5

Save to List

Find Similar Products

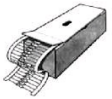
WIRE-TO-BOARD HEADERS & RECEPTACLES



03 MTE HDR SRST LATCH W/HLDWN  
103908-2

Save to List

Find Similar Products



EP 3W 220R 5%  
EP3W220RJ

Save to List

Find Similar Products

Products - 1 Results

[View All](#)

Compare 0/10

Relation Type

RELATIONSHIP

Mating Products

Used to identify Mating Parts

[See All Mating Products](#)

PRODUCT - MATING PRODUCTS



Connectors - FFC Connectors  
FFC | FFC

003 HOUSING FFC RCPT  
100CL SR - 487526-2

TE INTERNAL NUMBER: 487526-2

Active

Always EU RoHS/ELV Compliant

Connector Type **Housing**

Connector Style **Receptacle**

Centerline **2.54 mm**

Number of Positions **3**

Number of Rows **1**