

✓ Active

[↓](#) **PRODUCT DRAWING**
English

[↓](#) **3D PDF**

TE CONNECTIVITY (TE)

4X5 MTE RCPT SR LATCH .100CL

[AMPMODU](#) | [AMPMODU MTE](#)

5-103960-4

TE Internal Number: 5-103960-4

Always EU RoHS/ELV Compliant

Centerline **2.54 mm [.1 in]**

Number of Positions **5**

Number of Rows **1**

Row-to-Row Spacing **2.54 mm [.1 in]**

Mating Retention **With**

Product Drawings

[RCPT ASSY, AMPMODU MTE, SINGLE ROW, .100 C/L, LATCHED & POLARIZED FOR NO 26- NO 30 AWG WIRE SIZE, STRIP FORM](#)

PDF
English

CAD Files

[Customer View Model](#)

3D_IGS.ZIP
English

[Customer View Model](#)

3D_STP.ZIP
English

[Customer View Model](#)

2D_DXF.ZIP
English

[3D PDF](#)

PDF
English

Catalog Pages/Data Sheets

[AMPMODU_INTERCONNECTION_SYSTEM_SECTION5_CONT](#)

PDF
English

[AMP MODU MTE Section Of Catalog 1307819](#)

PDF
English

[AMPMODU MTE INTERCONNECT SYSTEM](#)

PDF
English

Product Specifications

Application Specification

[AMPMODU MTE Interconnection System](#)

PDF
English


Drawing for an assembly only.

Product Type Features	Row-to-Row Spacing	2.54 mm [.1 in]
	Glow Wire Rating	Standard Part - Not Glow Wire
	Applied Pressure	Standard
	Connector Type	Housing
	Applies To	Wire/Cable
	Connector Style	Receptacle
	Strain Relief	With
	Product Type	Connector
Configuration Features	Number of Positions	5
	Number of Rows	1
Electrical Characteristics	Dielectric Withstanding Voltage	600 VAC
	Operating Voltage	267 V
	Termination Resistance	15 mΩ
	Insulation Resistance (MΩ)	5000
Contact Features	Contact Type	Socket
	Contact Base Material	Copper Alloy
	Solder Tail Contact Plating Material	Tin
	Contact Current Rating (A)	3
	Contact Layout	Inline
Termination Features	Termination Method to Wire/Cable	Crimp, Insulation Displacement Crimp (IDC)
Mechanical Attachment	Mating Retention	With
	Mating Retention Type	Latch
	PCB Mount Retention	Without
	Mating Connector Lock	With
	Panel Mount Retention	Without
	Mating Connector Lock Type	Latch
	Mating Alignment	With
	Lock Type	Latch
	Mating Alignment Type	Latch


Housing Features	Centerline	2.54 mm [.1 in]
	Housing Color	Black
	Housing Material	Thermoplastic
Dimensions	Height	5.08 mm [.2 in]
	Insulation Diameter	1.37 mm [.054 in]
	Length	50.55 mm [1.99 in]
	Wire/Cable Size (AWG)	30 – 26
	Wire/Cable Size (mm²)	.05 – .15
Usage Conditions	Operating Temperature Range (°C)	-65 – 105
Operation/Application	For Use With	Mates with Headers
Industry Standards	Approved Standards	CSA LR7189, UL E28476
	UL Flammability Rating	UL 94V-0
Packaging Features	Packaging Quantity	44
	Packaging Method	Tube
Other	Comment	Maximum insulation diameter is 1.14 [.045] for Pneumatic Terminators., Ribbon Cable Notched handles 22-28 AWG
Product Compliance	Statement of Compliance PDF	
	VIEW ALL PRODUCT COMPLIANCE	


CUSTOMERS ALSO BOUGHT

WIRE-TO-BOARD CONNECTOR HOUSINGS




5X4 MTE RCPT SR LATHC
.100CL
5-103961-3


 Save to List


 Find Similar Products

RIBBON CABLE CONNECTORS




MICRO-MATCH MOW.08P
215083-8


 Save to List


 Find Similar Products

RECTANGULAR POWER CONNECTORS




03P UMNL V0 PLUG HSG
BLACK
1-350766-9


 Save to List


 Find Similar Products

CIRCULAR POWER CONNECTORS



CPC PLUG ASSEMBLY SIZE
11-8
205838-1

 Save to List

 Find Similar Products

