



HEADERS & RECEPTACLES



✓ Active

[↓](#) **PRODUCT DRAWING**
English

[↓](#) **3D PDF**

TE CONNECTIVITY (TE)

07 MTE HDR SRST LATCH .100CL

[AMPMODU](#) | [AMPMODU MTE](#)

5-104363-6

TE Internal Number: 5-104363-6

Always EU RoHS/ELV Compliant

Centerline **2.54 mm [.1 in]**

Number of Positions **7**

PCB Mounting Orientation **Vertical**

PCB Mounting Style **Through Hole (SMT Compatible)**

Number of Rows **1**

Product Drawings

[HEADER ASSY, AMPMODU MTE, VERTICAL, SINGLE ROW, .100 C/L, .025 SQ POSTS, POLARIZED WITH LATCHING](#)

PDF
English

CAD Files

[3D PDF](#)

PDF
English

[Customer View Model](#)

2D_DXF.ZIP
English

[Customer View Model](#)

3D_IGS.ZIP
English

[Customer View Model](#)

3D_STP.ZIP
English

Catalog Pages/Data Sheets

[AMPMODU_INTERCONNECTION_SYSTEM_SECTION5_CONT](#)

PDF
English

[AMP MODU MTE Section Of Catalog 1307819](#)

PDF
English

[AMPMODU MTE INTERCONNECT SYSTEM](#)

PDF
English

Product Specifications

Application Specification

[AMPMODU MTE Interconnection System](#)

PDF
English

Product Environmental Compliance

TE Material Declaration

[07 MTE HDR SRST LATCH .100CL](#)









PDF
English

Please review product documents or [contact us](#) for the latest agency approval information. Please Note: Use the Product Drawing for all design activity.

Product Type Features	PCB Mounting Orientation	Vertical
	Product Type	Connector
	Connector Type	Header
	Strain Relief	Without
	Row-to-Row Spacing	2.54 mm [.1 in]
	Connector Style	Plug
	PCB Orientation Feature	No
	Applies To	Printed Circuit Board
Configuration Features	Number of Positions	7
	Number of Rows	1
	Backwall/Post Interruptions	Without
Electrical Characteristics	Dielectric Withstanding Voltage	600 V
	Insulation Resistance	5000 MΩ
	Termination Resistance	15 MΩ
Body Features	Header Type	Shrouded
Contact Features	Contact Mating Area Plating Material	Gold
	Contact Mating Area Plating Thickness (μin)	15
	Contact Termination Area Plating Thickness	2.54 – 5.08 μm [100 – 200 μin]
	Contact Shape	Square
	Contact Termination Area Plating Material	Tin
	Tail Plating Material	Tin
	Tail Plating Thickness	2.54 – 5.08 μm [100 – 200 μin]
	Contact Type	Pin
	Solder Tail Contact Plating Material	Tin-Lead
	Contact Current Rating (A)	3
	Contact Termination Area Plating Material Finish	Matte
	Contact Base Material	Brass

Termination Features	Termination Method to Wire/Cable	Crimp, Insulation Displacement Crimp (IDC)
Mechanical Attachment	PCB Mounting Style	Through Hole (SMT Compatible)
	PCB Mount Alignment	Without
	Mating Retention	With
	PCB Mount Retention	Without
	Contact Retention	With
	Mating Alignment Type	Latched
	Contact Retention Type	Locking Lance
	Mating Retention Type	Polarized Lock
	Panel Mount Retention	Without
	Mating Alignment	With
Housing Features	Centerline	2.54 mm [.1 in]
	Housing Color	Black
	Housing Material	Thermoplastic
Dimensions	Tail Length	3.3 mm [.13 in]
	Mating Post Length	5.84 mm [.23 in]
	PCB Thickness (Recommended)	1.57 mm [.062 in]
	Height	13.59 mm [.535 in]
Usage Conditions	Temperature Rating	High
	Operating Temperature Range (°C)	-65 – 105
Operation/Application	For Use With	Receptacle Housing Assembly
	Pick and Place Cover	Without
Industry Standards	UL Flammability Rating	UL 94V-0
	Approved Standards	CSA LR7189, UL E28476
Packaging Features	Packaging Method	Tube, Tube/Box
	Packaging Quantity	26
Other	Comment	Use Keying Tool No. 91417-1 to remove post for keying.

CUSTOMERS ALSO BOUGHT

CRIMP D-SUB CONNECTORS	USB CONNECTORS	WIRE-TO-BOARD HEADERS & RECEPTACLES	WIRE-TO-BOARD CONNECTOR HOUSINGS
<div>HDP-20, RCPT, SIZE 5, 50 POSN 1658640-1</div> <div><div> Save to List</div><div> Find Similar Products</div></div>	<div>USB 4P VERTICAL TYPE B RECEPTACLE CONN. 5787834-2</div> <div><div> Save to List</div><div> Find Similar Products</div></div>	<div>06P MTA100 HDR ASSY F/L SQ STR 1744214-6</div> <div><div> Save to List</div><div> Find Similar Products</div></div>	<div>07 MODIV HSG COMP SR .100 POL 102241-5</div> <div><div> Save to List</div><div> Find Similar Products</div></div>